

# Weekly SLA Customer Report

Customer DFD Production  
Database ID 39



=====  
HARDDISK USAGE DFD\_PRD\_ABSWEB  
=====

	Total disk space on C (GB)	Free disk space on C (GB)
9-9-2016	60	17
8-9-2016	60	17
7-9-2016	60	17
6-9-2016	60	17
5-9-2016	60	17
4-9-2016	60	17
3-9-2016	60	17

=====  
HARDDISK USAGE DFD\_PRD\_BI1  
=====

	Total disk space on C (GB)	Free disk space on C (GB)	Total disk space on E (GB)	Free disk space on E (GB)
9-9-2016	50	18	100	21
8-9-2016	50	18	100	22
7-9-2016	50	18	100	22
6-9-2016	50	18	100	22
5-9-2016	50	18	100	22
4-9-2016	50	18	100	22
3-9-2016	50	18	100	22

## Weekly SLA Customer Report

Customer      DFD Production  
 Database ID    39



=====  
 HARDDISK USAGE    DFD\_PRD\_ORACLE1  
 =====

	Total disk space on C (GB)	Free disk space on C (GB)	Total disk space on D (GB)	Free disk space on D (GB)	Total disk space on E (GB)	Free disk space on E (GB)	Total disk space on F (GB)	Free disk space on F (GB)
9-9-2016	78	39	479	355	400	193	800	674
8-9-2016	78	39	479	355	400	195	800	674
7-9-2016	78	39	479	355	400	199	800	674
6-9-2016	78	39	479	355	400	202	800	674
5-9-2016	78	39	479	355	400	205	800	674
4-9-2016	78	39	479	355	400	206	800	674
3-9-2016	78	39	479	355	400	189	800	674

=====  
 HARDDISK USAGE    DFD\_PRD\_ORACLE2  
 =====

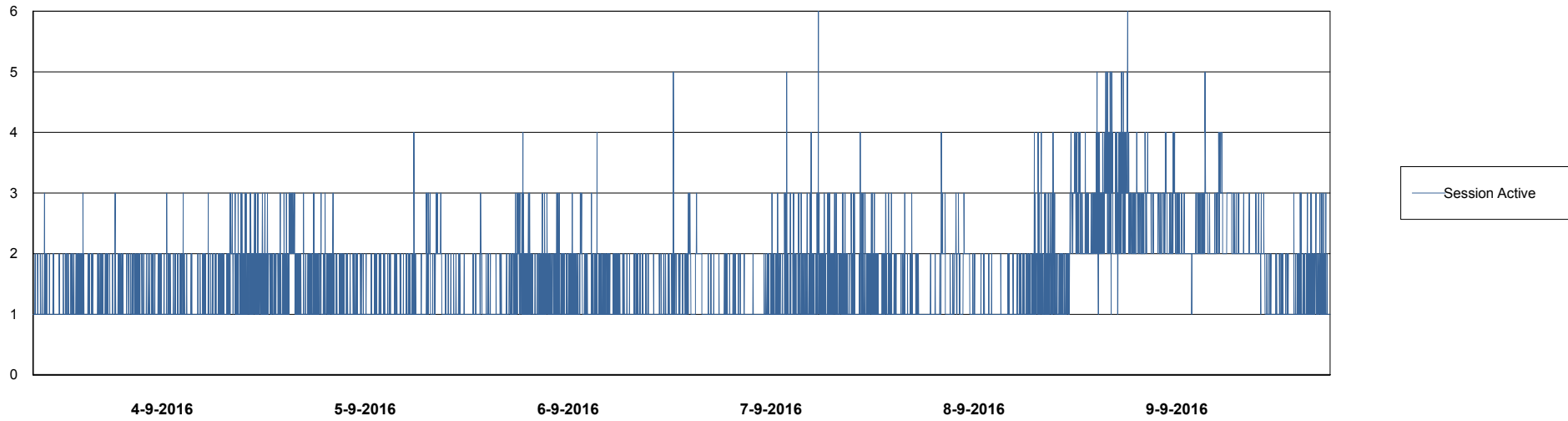
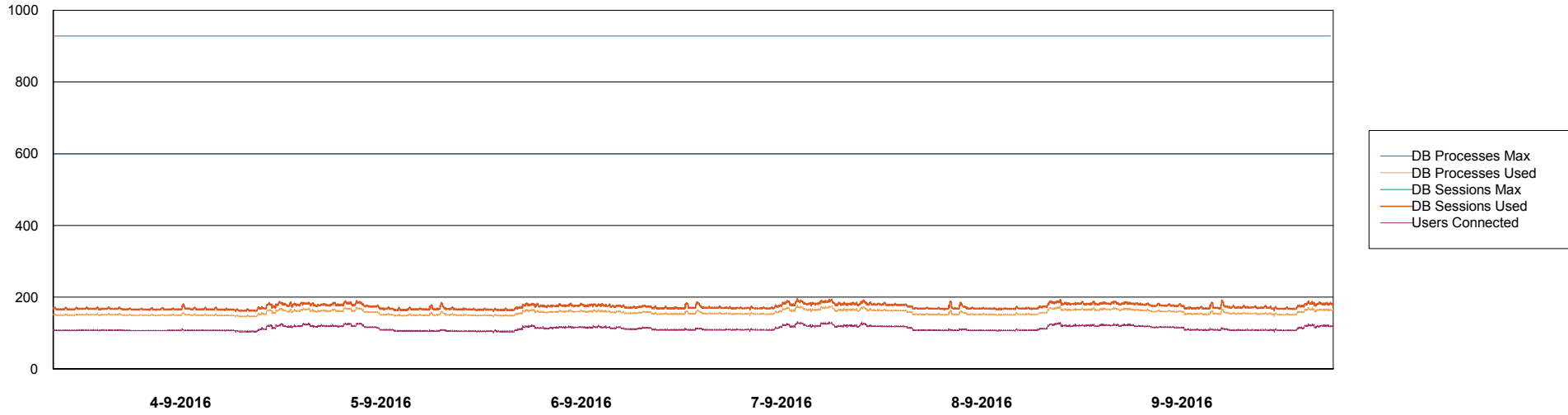
	Total disk space on C (GB)	Free disk space on C (GB)	Total disk space on D (GB)	Free disk space on D (GB)	Total disk space on E (GB)	Free disk space on E (GB)	Total disk space on F (GB)	Free disk space on F (GB)
9-9-2016	78	14	479	343	800	674	800	555
8-9-2016	78	14	479	343	800	676	800	555
7-9-2016	78	14	479	343	800	679	800	555
6-9-2016	78	14	479	343	800	682	800	555
5-9-2016	78	14	479	343	800	685	800	555
4-9-2016	78	14	479	343	800	687	800	555
3-9-2016	78	14	479	343	800	688	800	555

# Weekly SLA Customer Report

Customer DFD Production  
Database ID 39



DATABASE PERFORMANCE DFDDDB\_Production

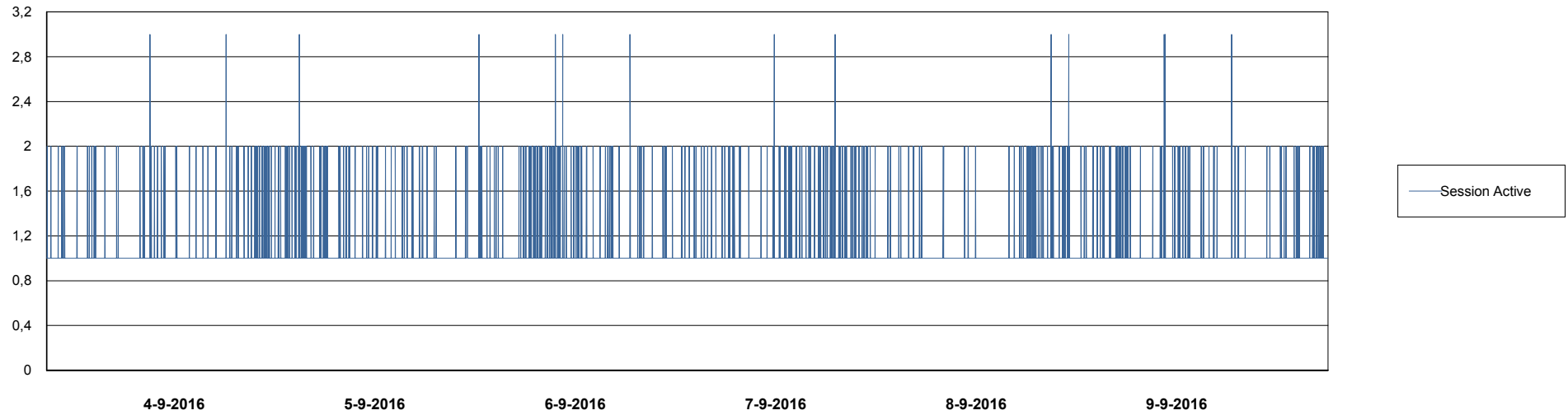
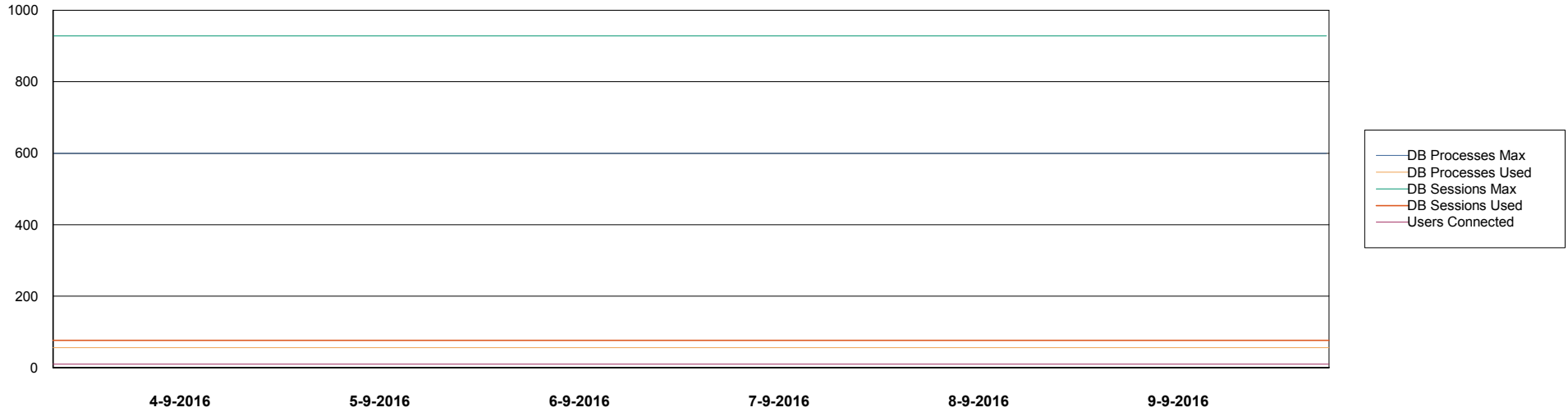


# Weekly SLA Customer Report

Customer DFD Production  
Database ID 39



DATABASE PERFORMANCE DFDDB\_Standby

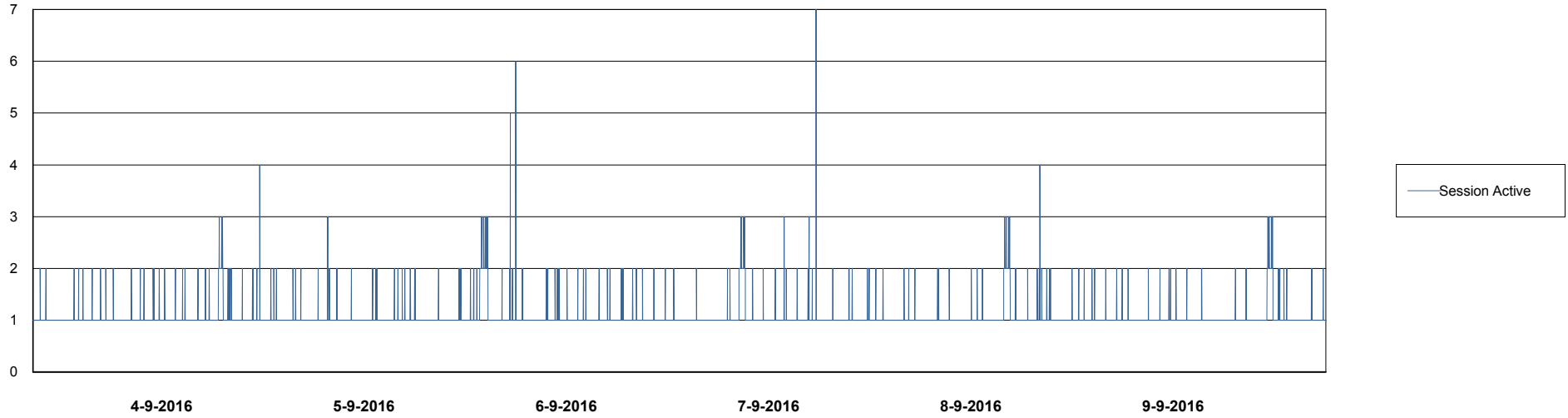
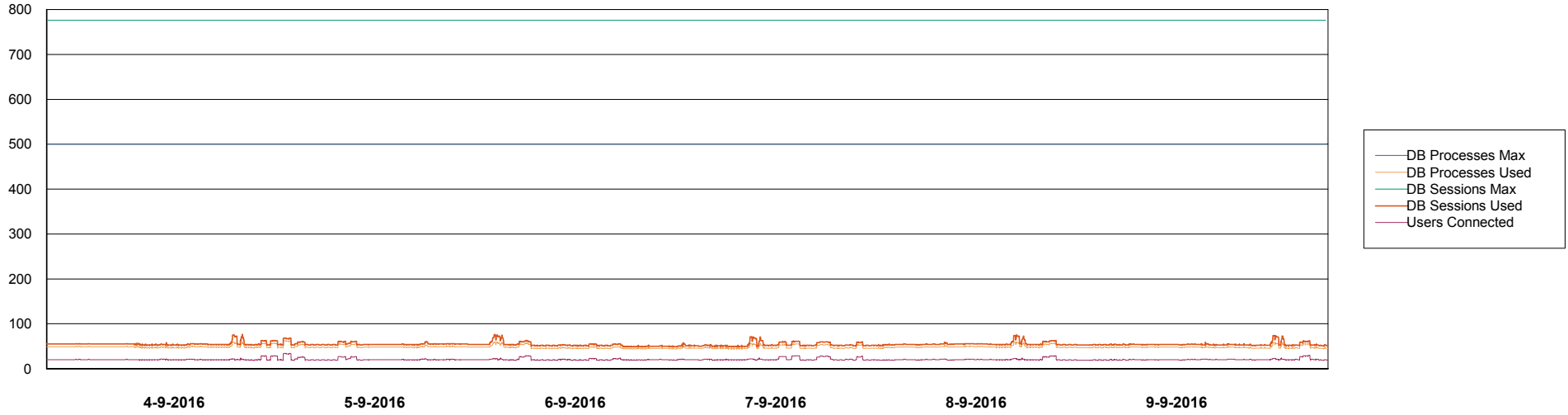


# Weekly SLA Customer Report

Customer DFD Production  
Database ID 39



DATABASE PERFORMANCE DFDDDBI\_Production



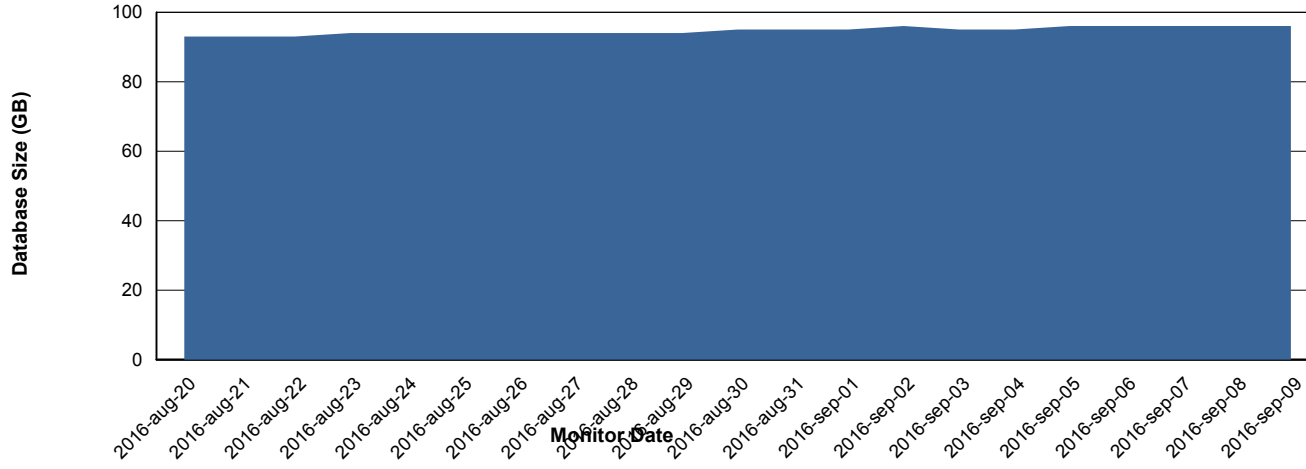
# Weekly SLA Customer Report

Customer DFD Production  
Database ID 39



=====  
DATABASE SIZE DFDDDB\_Production  
=====

## Database growth over last month



# Weekly SLA Customer Report

Customer DFD Production  
Database ID 39



=====  
DATABASE TABLESPACES DFDDDB\_Production  
=====

### TOTAL DATABASE SIZE PER TABLESPACE

Date	Tablespace Name	Filesize (Gb)	Usedsize (Gb)	Percentage free
9-9-2016	ABSDATA	34	29	15
	INDX	75	65	13
8-9-2016	ABSDATA	34	29	15
	INDX	75	65	13
7-9-2016	ABSDATA	34	29	15
	INDX	75	65	13
6-9-2016	ABSDATA	34	29	15
	INDX	75	65	13
5-9-2016	ABSDATA	34	29	15
	INDX	75	65	13
4-9-2016	ABSDATA	34	28	18
	INDX	75	65	13
3-9-2016	ABSDATA	34	28	18
	INDX	75	65	13

# Weekly SLA Customer Report

Customer DFD Production  
 Database ID 39



=====  
 DATABASE TABLESPACES DFDDDBI\_Production  
 =====

TOTAL DATABASE SIZE PER TABLESPACE

Date	Tablespace Name	Filesize (Gb)	Usedsize (Gb)	Percentage free
9-9-2016	ABSDATA	18	17	6
	INDX	20	17	15
8-9-2016	ABSDATA	18	17	6
	INDX	20	17	15
7-9-2016	ABSDATA	18	17	6
	INDX	20	17	15
6-9-2016	ABSDATA	18	17	6
	INDX	20	17	15
5-9-2016	ABSDATA	18	17	6
	INDX	20	17	15
4-9-2016	ABSDATA	17	17	0
	INDX	20	17	15
3-9-2016	ABSDATA	17	17	0
	INDX	20	17	15

=====  
 STANDBY DATABASE HEALTH DFD Production  
 =====

Recovery lag for last 7 days



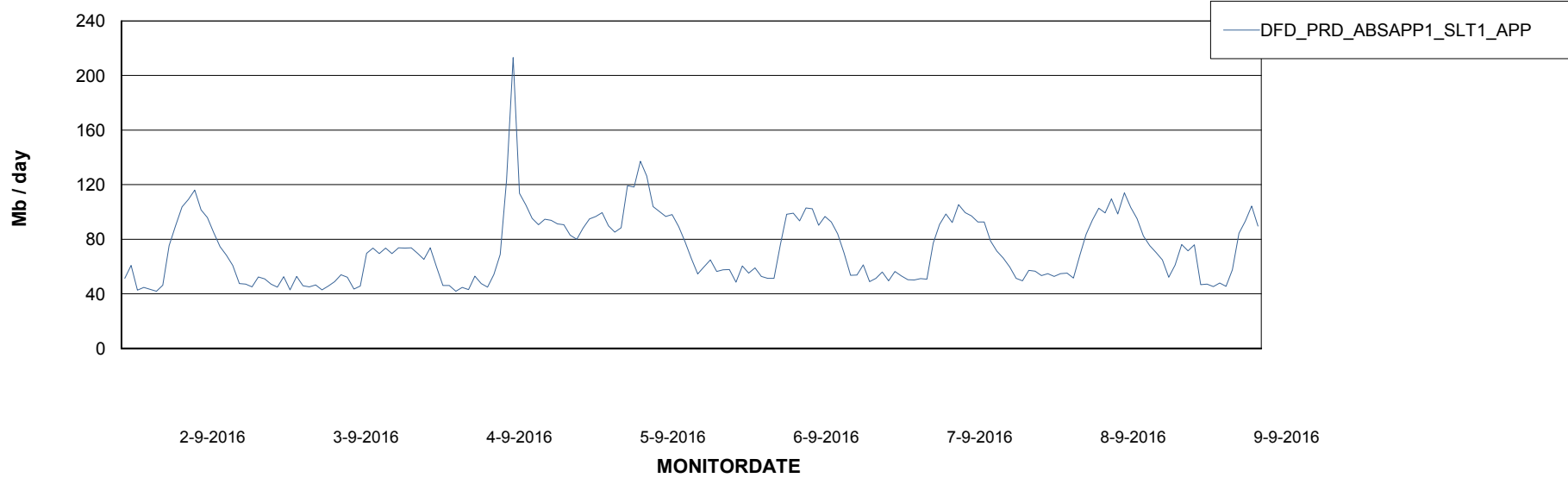
# Weekly SLA Customer Report

Customer DFD Production  
Database ID 39



=====  
ABSolute Application Server Services  
=====

## Avg memory used per ABS Server Service



# Weekly SLA Customer Report

Customer DFD Production  
Database ID 39



=====  
ABSolute Application ReportServer Services  
=====

### Avg memory used per ReportServer Service

