

Weekly SLA Customer Report

Customer PCO Production
 Database ID 44



=====
 HARDDISK USAGE PCO_PRD_ORACLE1
 =====

	Total disk space on C (GB)	Free disk space on C (GB)	Total disk space on D (GB)	Free disk space on D (GB)
10-9-2016	279	184	838	140
9-9-2016	279	185	838	142
8-9-2016	279	185	838	146
7-9-2016	279	185	838	149
6-9-2016	279	185	838	153
5-9-2016	279	185	838	99
4-9-2016	279	185	838	27

=====
 HARDDISK USAGE PCO_PRD_ORACLE2
 =====

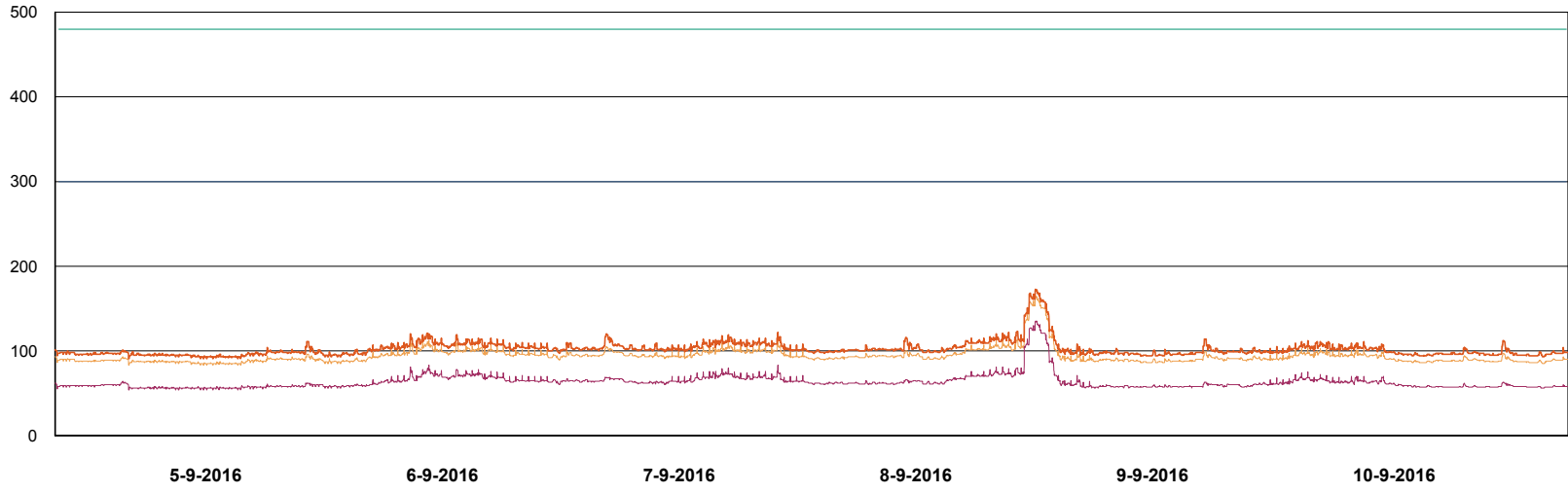
	Total disk space on C (GB)	Free disk space on C (GB)	Total disk space on D (GB)	Free disk space on D (GB)
10-9-2016	279	203	838	288
9-9-2016	279	203	838	290
8-9-2016	279	204	838	294
7-9-2016	279	204	838	297
6-9-2016	279	205	838	300
5-9-2016	279	206	838	301
4-9-2016	279	206	838	303

Weekly SLA Customer Report

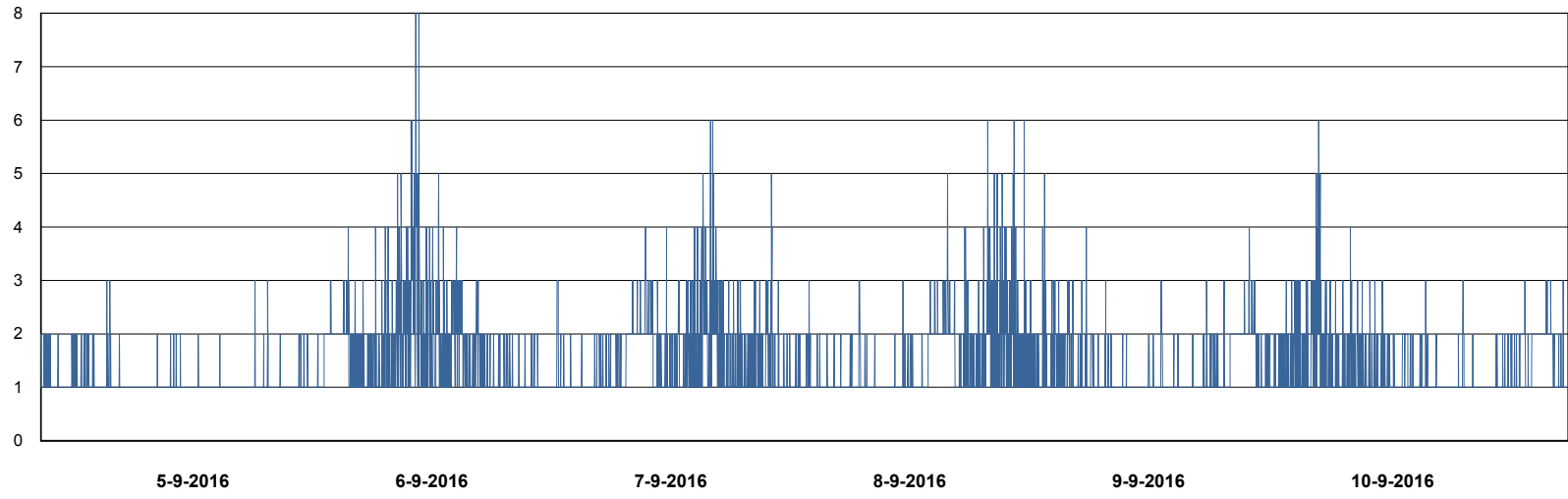
Customer PCO Production
Database ID 44



DATABASE PERFORMANCE PCODB_Production



- DB Processes Max
- DB Processes Used
- DB Sessions Max
- DB Sessions Used
- Users Connected



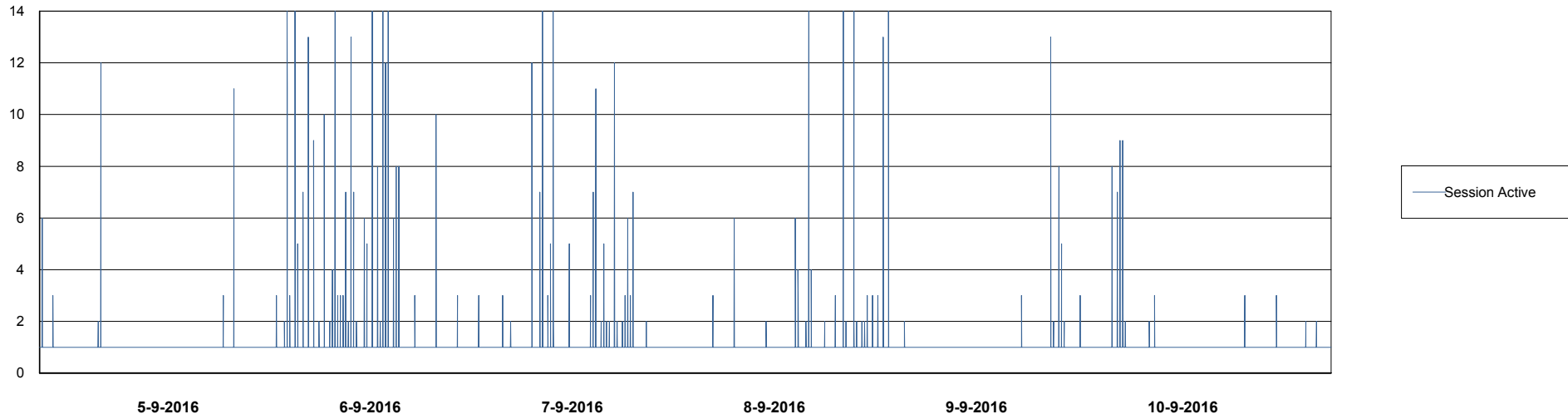
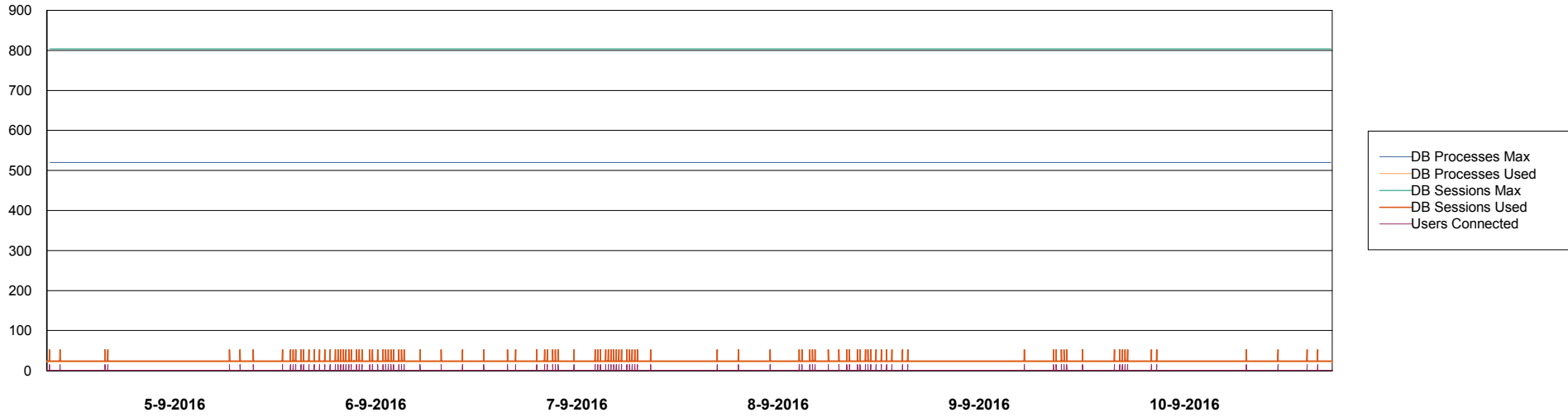
- Session Active

Weekly SLA Customer Report

Customer PCO Production
Database ID 44



DATABASE PERFORMANCE PCODB_Standby



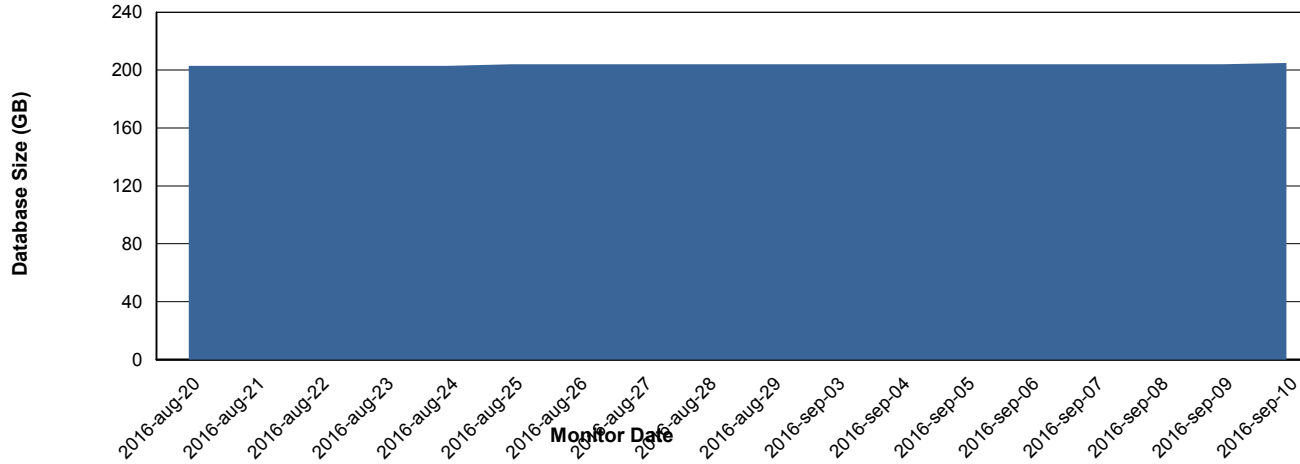
Weekly SLA Customer Report

Customer PCO Production
 Database ID 44



=====
 DATABASE SIZE PCODB_Production
 =====

Database growth over last month



=====
 DATABASE TABLESPACES PCODB_Production
 =====

TOTAL DATABASE SIZE PER TABLESPACE

Date	Tablespace Name	Filesize (Gb)	Usedsize (Gb)	Percentage free
10-9-2016	ABSDATA	88	74	16
	INDX	156	129	17
9-9-2016	ABSDATA	88	74	16
	INDX	156	129	17
8-9-2016	ABSDATA	88	74	16
	INDX	156	129	17
7-9-2016	ABSDATA	88	74	16
	INDX	156	129	17
6-9-2016	ABSDATA	88	74	16
	INDX	156	129	17
5-9-2016	ABSDATA	88	74	16
	INDX	156	129	17
4-9-2016	ABSDATA	88	74	16
	INDX	156	129	17

Weekly SLA Customer Report

Customer PCO Production
Database ID 44



=====
STANDBY DATABASE HEALTH PCO Production
=====

Recovery lag for last 7 days

