

Weekly SLA Customer Report

Customer PCO Production
 Database ID 44



=====
 HARDDISK USAGE PCO_PRD_ORACLE1
 =====

	Total disk space on C (GB)	Free disk space on C (GB)	Total disk space on D (GB)	Free disk space on D (GB)
13-8-2016	279	190	838	151
12-8-2016	279	190	838	153
11-8-2016	279	190	838	156
10-8-2016	279	190	838	160
9-8-2016	279	191	838	163
8-8-2016	279	191	838	166
7-8-2016	279	191	838	168

=====
 HARDDISK USAGE PCO_PRD_ORACLE2
 =====

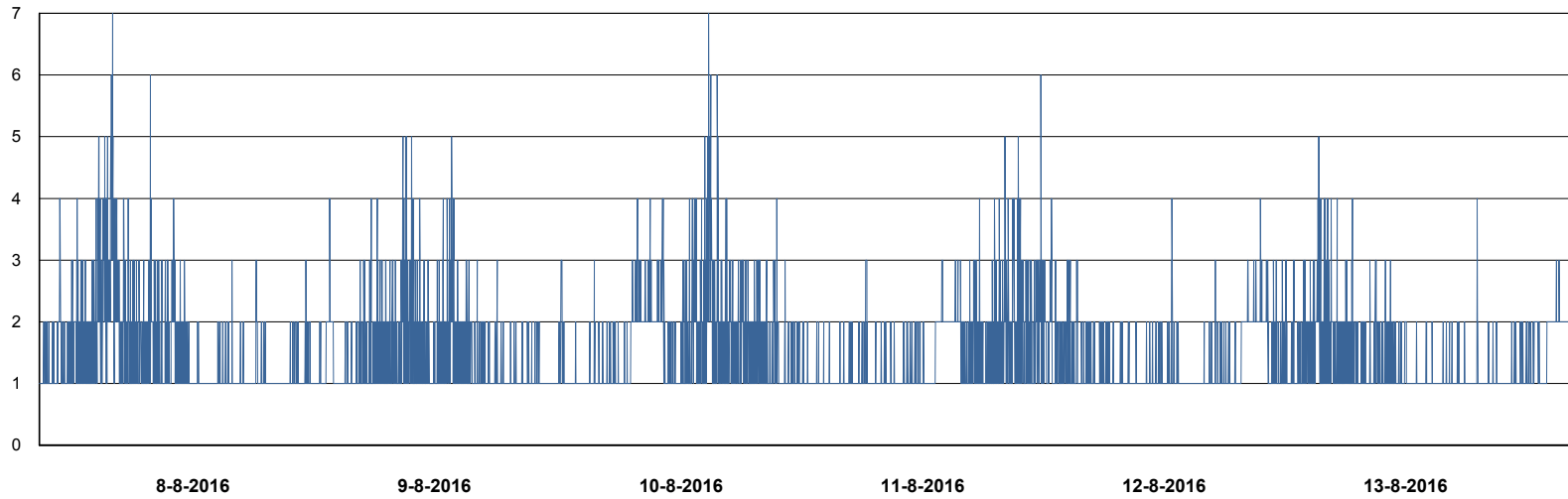
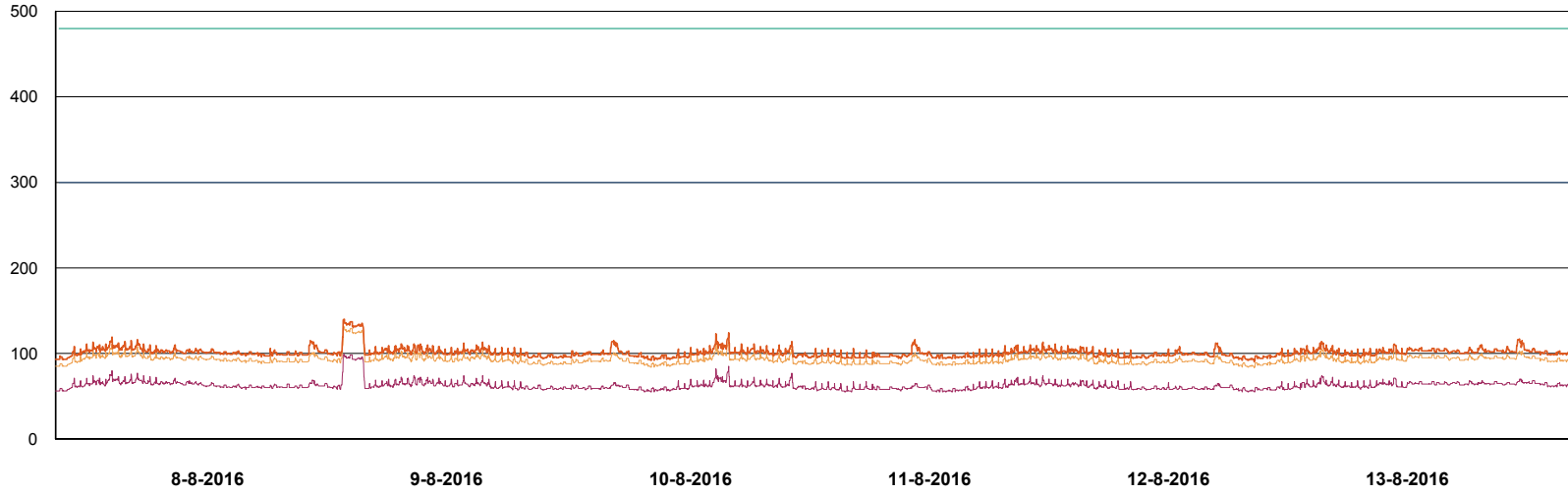
	Total disk space on C (GB)	Free disk space on C (GB)	Total disk space on D (GB)	Free disk space on D (GB)
13-8-2016	279	215	838	368
12-8-2016	279	216	838	370
11-8-2016	279	216	838	374
10-8-2016	279	212	838	377
9-8-2016	279	208	838	380
8-8-2016	279	208	838	383
7-8-2016	279	208	838	385

Weekly SLA Customer Report

Customer PCO Production
Database ID 44



DATABASE PERFORMANCE PCODB_Production

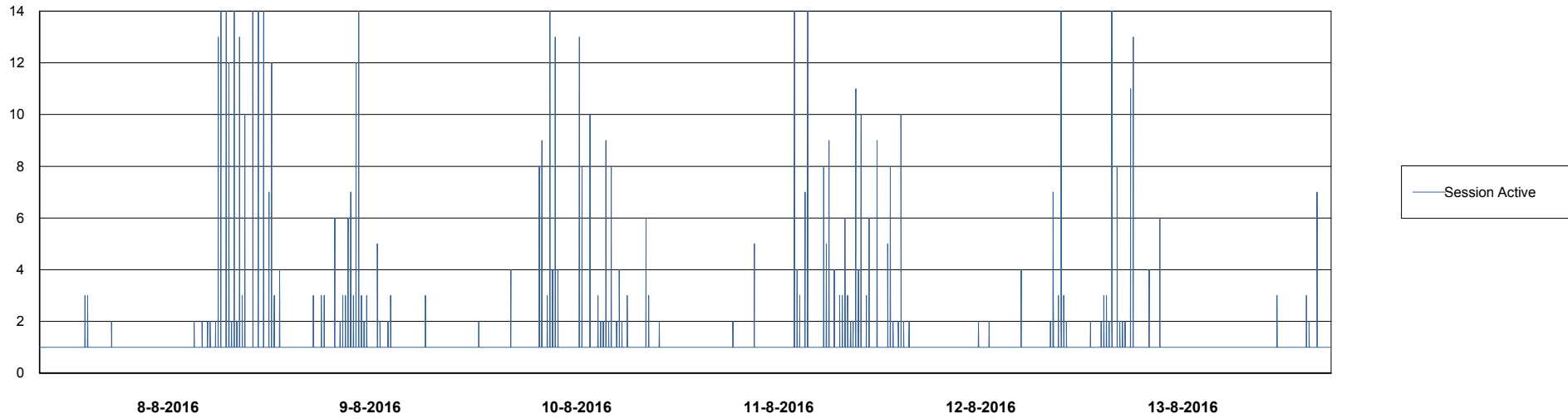
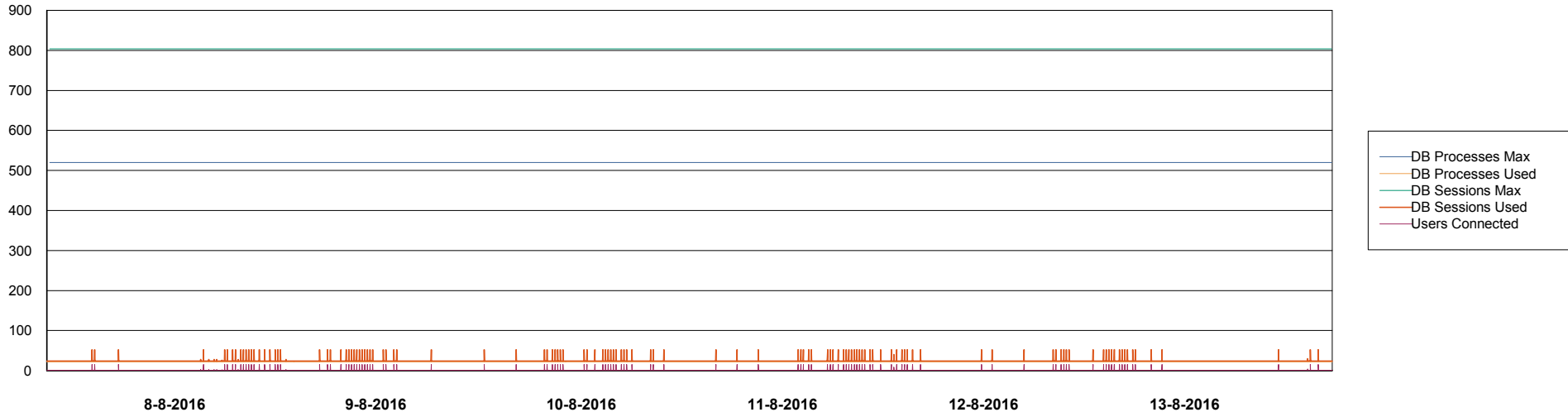


Weekly SLA Customer Report

Customer PCO Production
Database ID 44



DATABASE PERFORMANCE PCODB_Standby



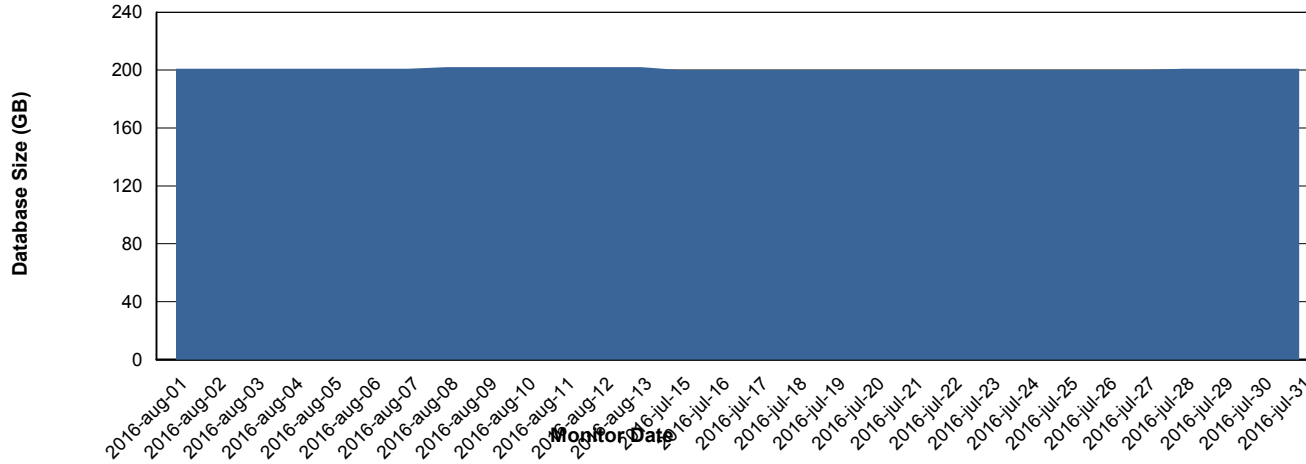
Weekly SLA Customer Report

Customer PCO Production
 Database ID 44



=====
 DATABASE SIZE PCODB_Production
 =====

Database growth over last month



=====
 DATABASE TABLESPACES PCODB_Production
 =====

TOTAL DATABASE SIZE PER TABLESPACE

Date	Tablespace Name	Filesize (Gb)	Usedsize (Gb)	Percentage free
13-8-2016	ABSDATA	88	73	17
	INDX	156	127	19
12-8-2016	ABSDATA	88	73	17
	INDX	156	127	19
11-8-2016	ABSDATA	88	73	17
	INDX	156	127	19
10-8-2016	ABSDATA	88	73	17
	INDX	156	127	19
9-8-2016	ABSDATA	88	73	17
	INDX	156	127	19
8-8-2016	ABSDATA	88	73	17
	INDX	156	127	19
7-8-2016	ABSDATA	88	73	17
	INDX	156	127	19

Weekly SLA Customer Report

Customer PCO Production
Database ID 44



=====
STANDBY DATABASE HEALTH PCO Production
=====

Recovery lag for last 7 days

