

Weekly SLA Customer Report

Customer PCO Production
 Database ID 44



=====
 HARDDISK USAGE PCO_PRD_ORACLE1
 =====

	Total disk space on C (GB)	Free disk space on C (GB)	Total disk space on D (GB)	Free disk space on D (GB)
6-8-2016	279	191	838	171
5-8-2016	279	191	838	173
4-8-2016	279	192	838	176
3-8-2016	279	193	838	181
2-8-2016	279	193	838	188
1-8-2016	279	193	838	210
31-7-2016	279	193	838	243

=====
 HARDDISK USAGE PCO_PRD_ORACLE2
 =====

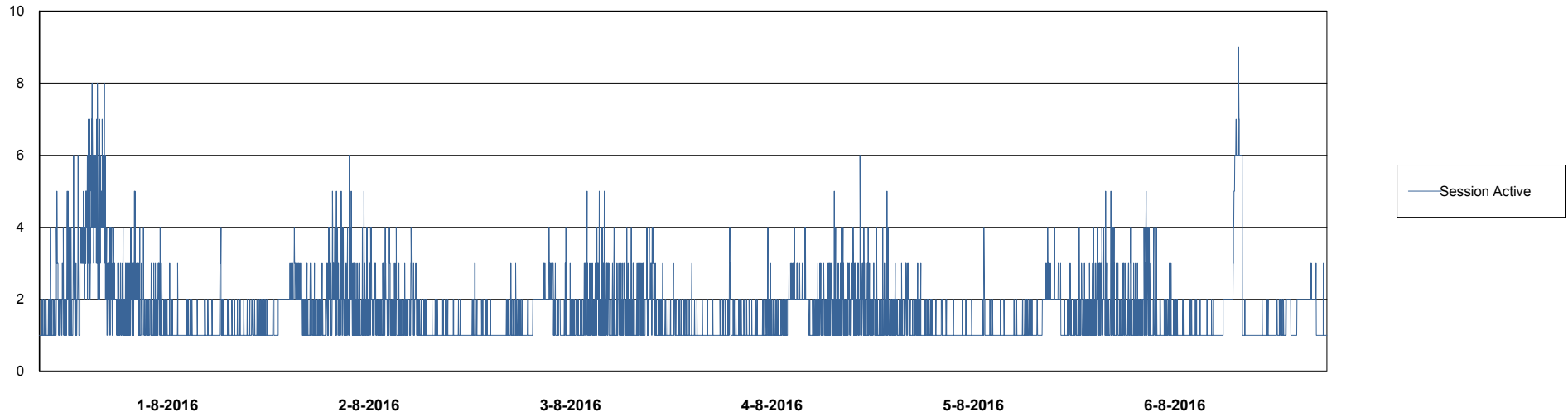
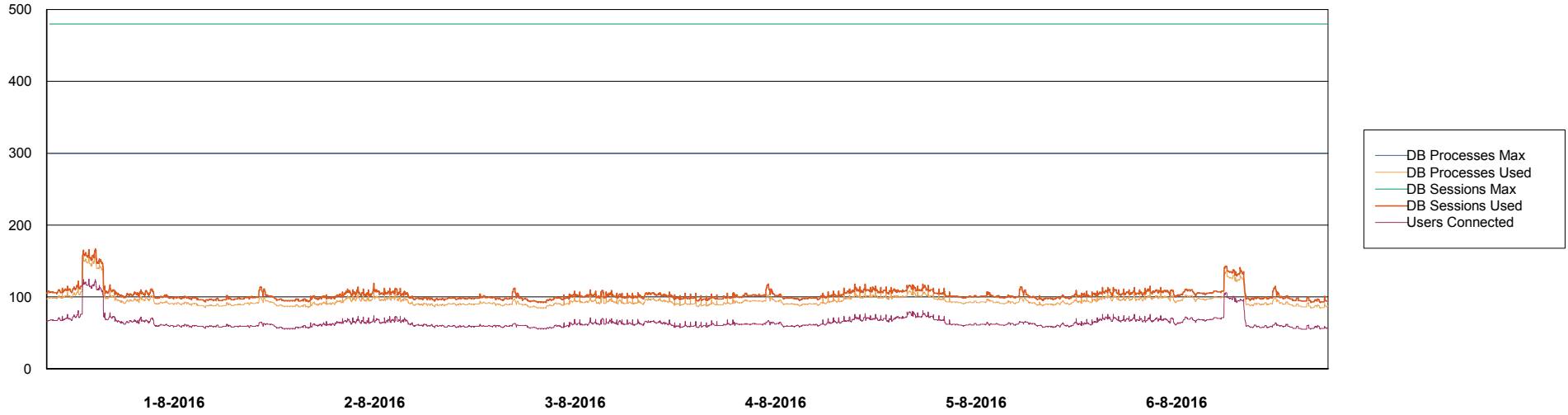
	Total disk space on C (GB)	Free disk space on C (GB)	Total disk space on D (GB)	Free disk space on D (GB)
6-8-2016	279	209	838	387
5-8-2016	279	209	838	389
4-8-2016	279	210	838	392
3-8-2016	279	210	838	396
2-8-2016	279	211	838	399
1-8-2016	279	211	838	402
31-7-2016	279	211	838	404

Weekly SLA Customer Report

Customer PCO Production
Database ID 44



DATABASE PERFORMANCE PCODB_Production

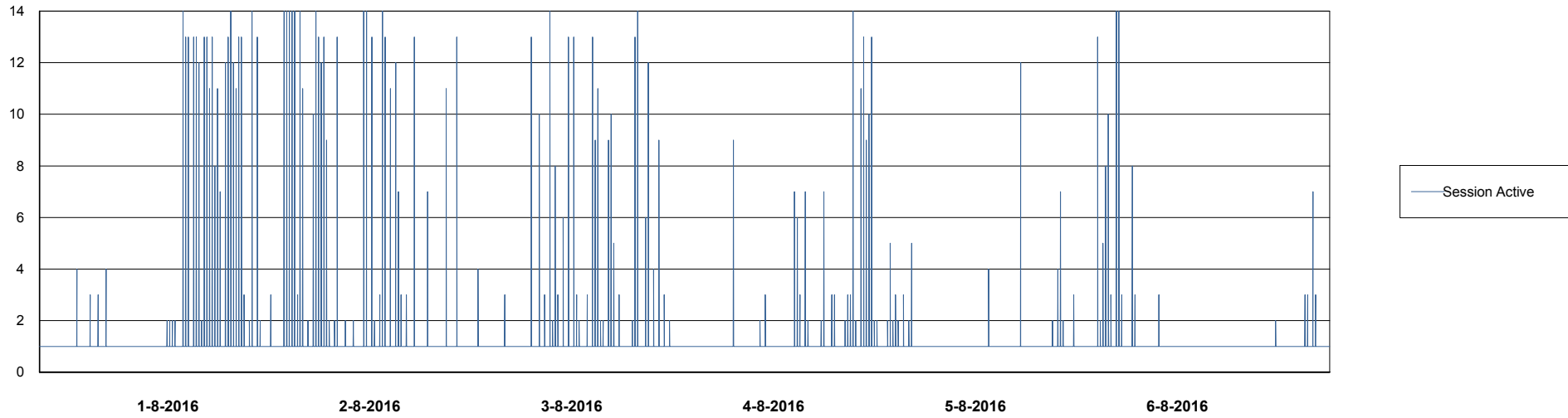
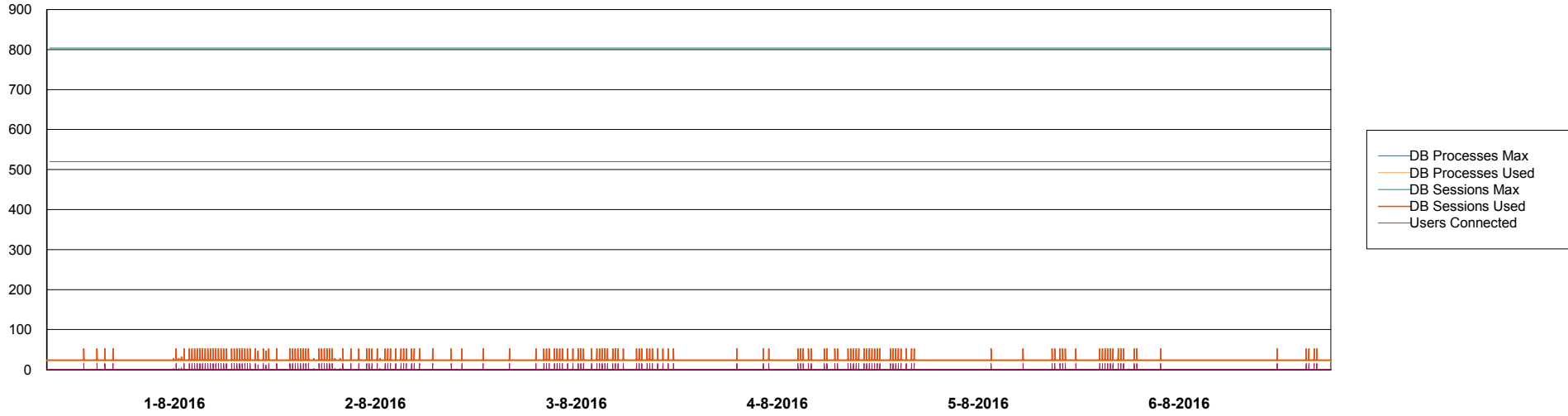


Weekly SLA Customer Report

Customer PCO Production
Database ID 44



DATABASE PERFORMANCE PCODB_Standby



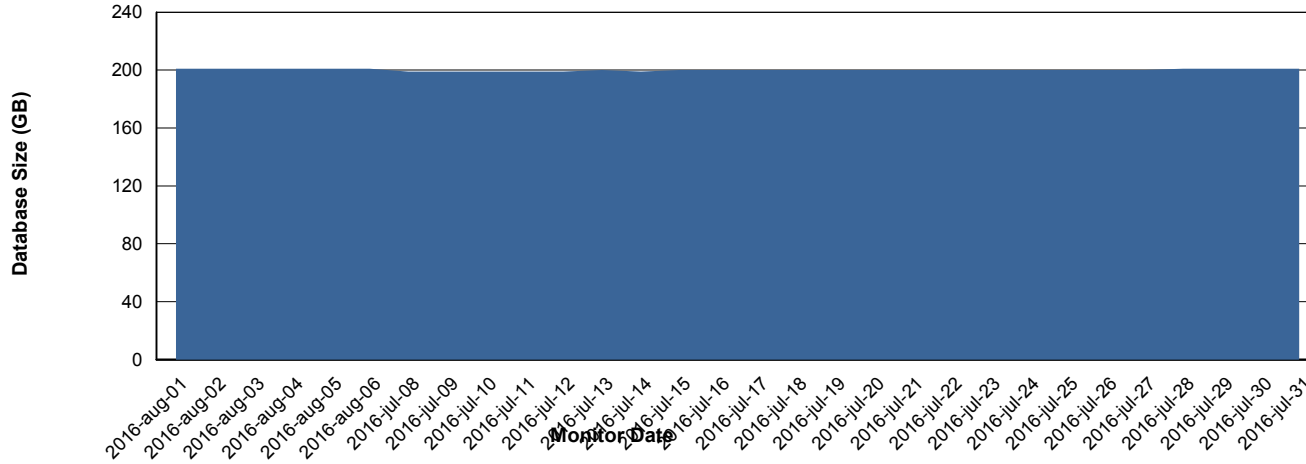
Weekly SLA Customer Report

Customer PCO Production
 Database ID 44



=====
 DATABASE SIZE PCODB_Production
 =====

Database growth over last month



=====
 DATABASE TABLESPACES PCODB_Production
 =====

TOTAL DATABASE SIZE PER TABLESPACE

Date	Tablespace Name	Filesize (Gb)	Usedsize (Gb)	Percentage free
6-8-2016	ABSDATA	88	73	17
	INDX	156	127	19
5-8-2016	ABSDATA	88	73	17
	INDX	156	127	19
4-8-2016	ABSDATA	88	73	17
	INDX	156	127	19
3-8-2016	ABSDATA	88	73	17
	INDX	156	127	19
2-8-2016	ABSDATA	88	73	17
	INDX	156	127	19
1-8-2016	ABSDATA	88	73	17
	INDX	156	126	19
31-7-2016	ABSDATA	88	73	17
	INDX	156	126	19

Weekly SLA Customer Report

Customer PCO Production
Database ID 44



=====
STANDBY DATABASE HEALTH PCO Production
=====

Recovery lag for last 7 days

