

# Weekly SLA Customer Report

Customer      CSC\_Production  
 Database ID    50



=====  
 HARDDISK USAGE    CSC\_PRD\_ABSSRV  
 =====

	Total disk space on C (GB)	Free disk space on C (GB)	Total disk space on D (GB)	Free disk space on D (GB)	Total disk space on E (GB)	Free disk space on E (GB)
23-7-2016	102	49	220	130	325	61
22-7-2016	102	49	220	130	325	61
21-7-2016	102	49	220	130	325	61
20-7-2016	102	49	220	130	325	61
19-7-2016	102	49	220	130	325	61
18-7-2016	102	49	220	130	325	61
17-7-2016	102	49	220	130	325	61

=====  
 HARDDISK USAGE    CSC\_PRD\_ABS01  
 =====

	Total disk space on C (GB)	Free disk space on C (GB)	Total disk space on D (GB)	Free disk space on D (GB)	Total disk space on E (GB)	Free disk space on E (GB)
23-7-2016	110	7	210	113	500	215
22-7-2016	110	7	210	113	500	215
21-7-2016	110	8	210	113	500	215
20-7-2016	110	8	210	113	500	215
19-7-2016	110	8	210	113	500	215
18-7-2016	110	8	210	113	500	215
17-7-2016	110	8	210	113	500	215

## Weekly SLA Customer Report

Customer      CSC\_Production  
 Database ID    50



=====  
 HARDDISK USAGE    CSC\_PRD\_ABS02  
 =====

	Total disk space on C (GB)	Free disk space on C (GB)
23-7-2016	80	28
22-7-2016	80	28
21-7-2016	80	28
20-7-2016	80	28
19-7-2016	80	28
18-7-2016	80	28
17-7-2016	80	28

=====  
 HARDDISK USAGE    CSC\_PRD\_SRV-DB-ABS  
 =====

	Total disk space on C (GB)	Free disk space on C (GB)	Total disk space on D (GB)	Free disk space on D (GB)	Total disk space on E (GB)	Free disk space on E (GB)
23-7-2016	145	64	294	39	679	299
22-7-2016	145	64	294	39	679	327
21-7-2016	145	64	294	39	679	235
20-7-2016	145	64	294	39	679	60
19-7-2016	145	64	294	39	679	80
18-7-2016	145	64	294	39	679	195
17-7-2016	145	64	294	39	679	229

# Weekly SLA Customer Report

Customer CSC\_Production  
Database ID 50



HARDDISK USAGE CSC\_PRD\_WEBSRV

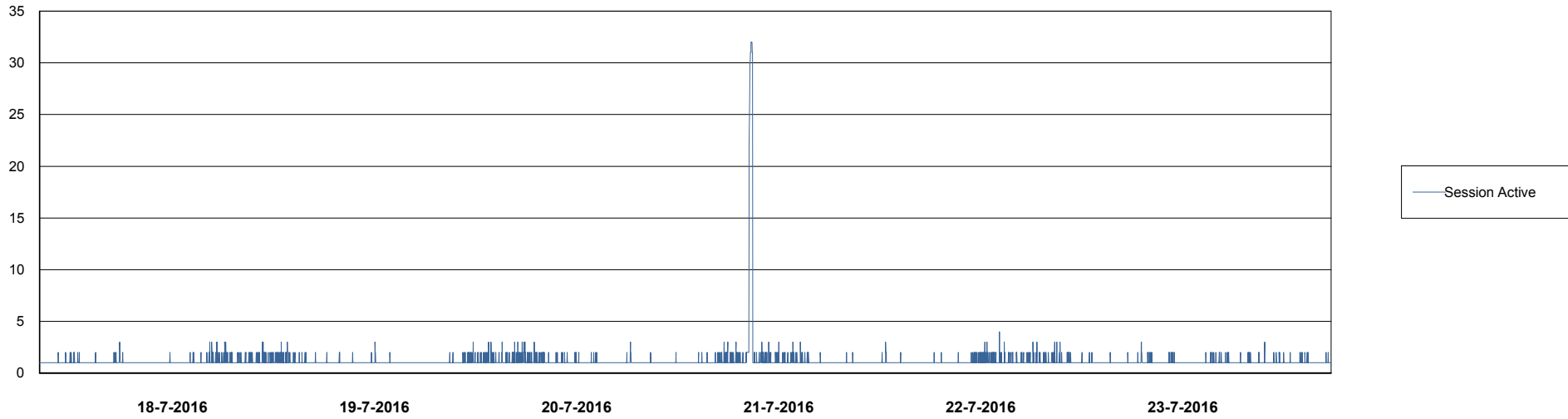
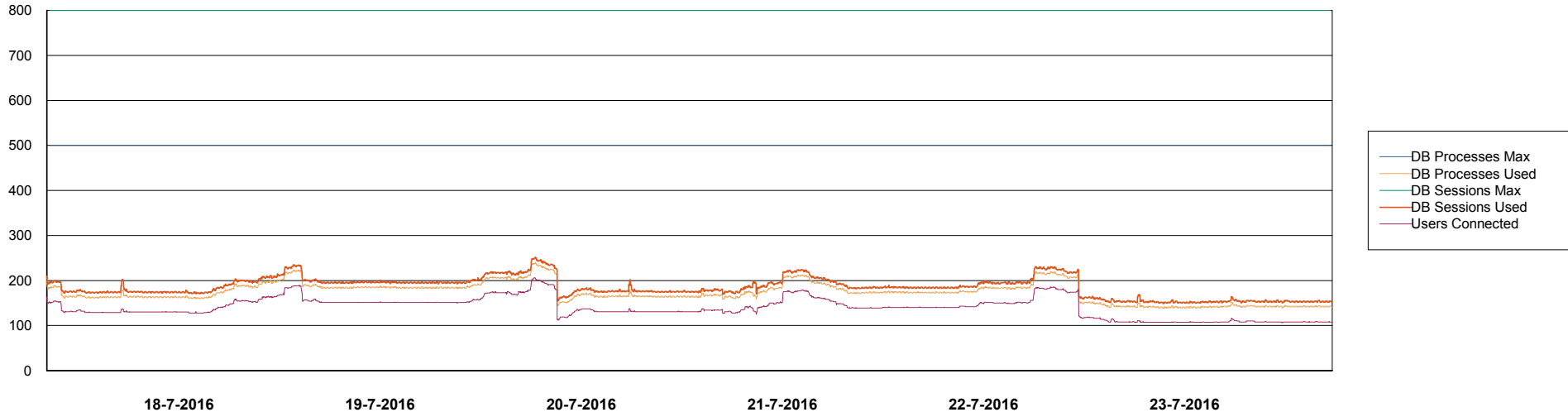
	Used disk space on C (GB)	Total disk space on C (GB)	Free disk space on C (GB)
23-7-2016	38	59	21
22-7-2016	38	59	21
21-7-2016	38	59	21
20-7-2016	38	59	21
19-7-2016	38	59	21
18-7-2016	37	59	21
17-7-2016	37	59	22

# Weekly SLA Customer Report

Customer CSC\_Production  
Database ID 50



DATABASE PERFORMANCE CSCDB\_Production



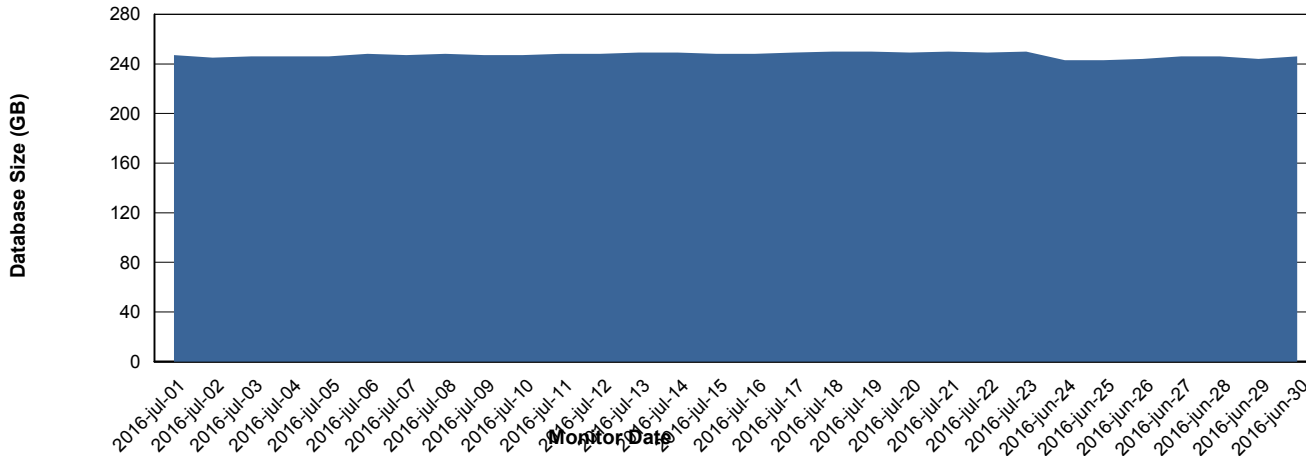
# Weekly SLA Customer Report

Customer CSC\_Production  
 Database ID 50



=====  
 DATABASE SIZE CSCDB\_Production  
 =====

## Database growth over last month



=====  
 DATABASE TABLESPACES CSCDB\_Production  
 =====

### TOTAL DATABASE SIZE PER TABLESPACE

Date	Tablespace Name	Filesize (Gb)	Usedsize (Gb)	Percentage free
23-7-2016	ABSDATA	89	79	11
	INDX	187	165	12
22-7-2016	ABSDATA	89	79	11
	INDX	187	165	12
21-7-2016	ABSDATA	89	79	11
	INDX	187	165	12
20-7-2016	ABSDATA	89	79	11
	INDX	187	165	12
19-7-2016	ABSDATA	89	79	11
	INDX	187	164	12
18-7-2016	ABSDATA	89	79	11
	INDX	187	164	12
17-7-2016	ABSDATA	89	79	11
	INDX	187	164	12

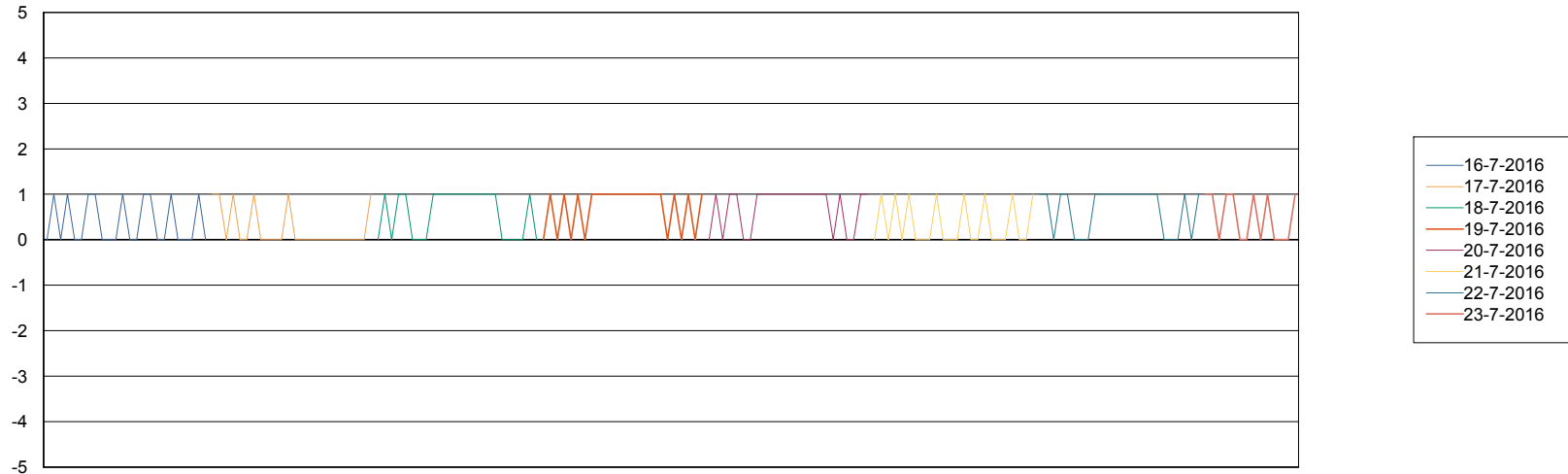
# Weekly SLA Customer Report

Customer CSC\_Production  
Database ID 50



=====  
STANDBY DATABASE HEALTH CSC\_Production  
=====

### Recovery lag for last 7 days



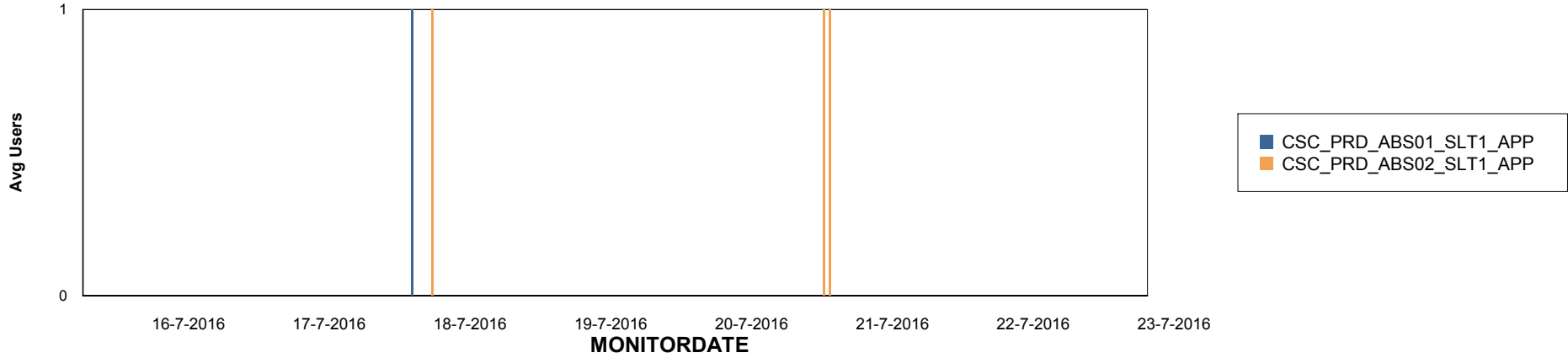
# Weekly SLA Customer Report

Customer CSC\_Production  
Database ID 50

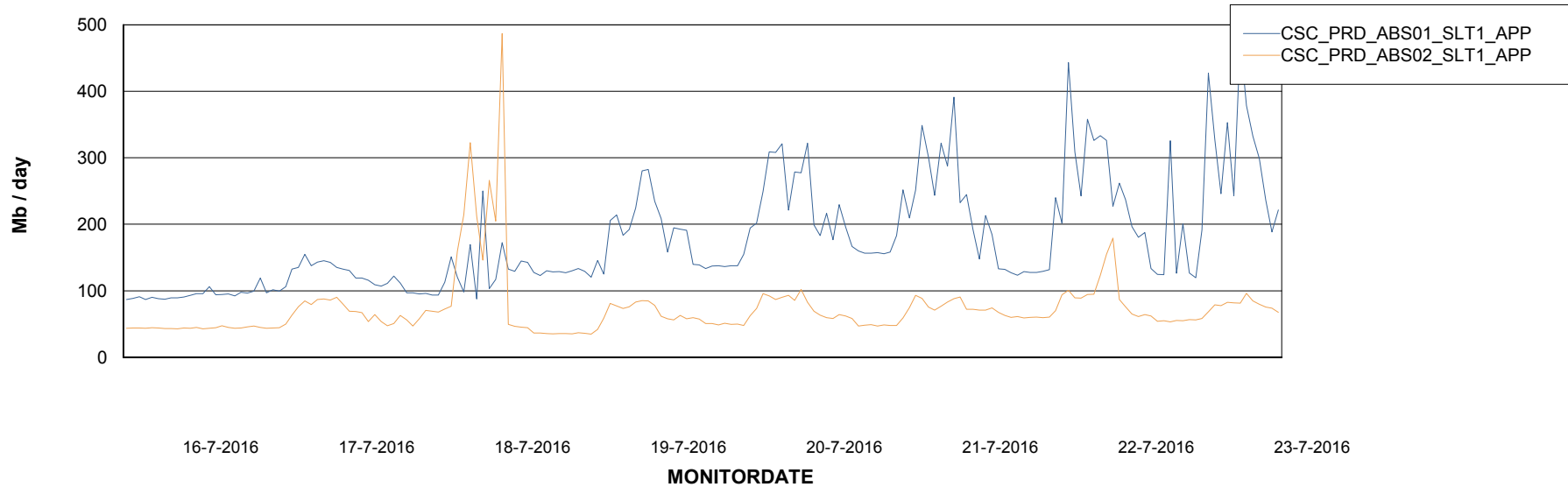


=====  
ABSolute Application Server Services  
=====

## Disaster per ABS Server



## Avg memory used per ABS Server Service



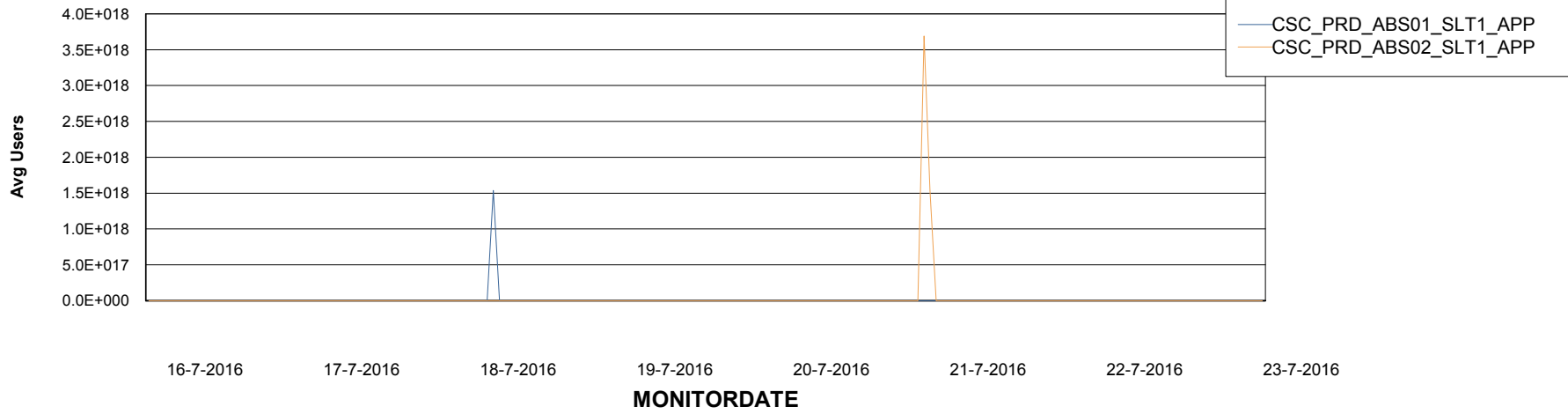
# Weekly SLA Customer Report

Customer CSC\_Production  
Database ID 50



=====  
ABSSolute Application Server Services  
=====

### Avg users per day per ABS server




# Weekly SLA Customer Report

Customer CSC\_Production  
Database ID 50

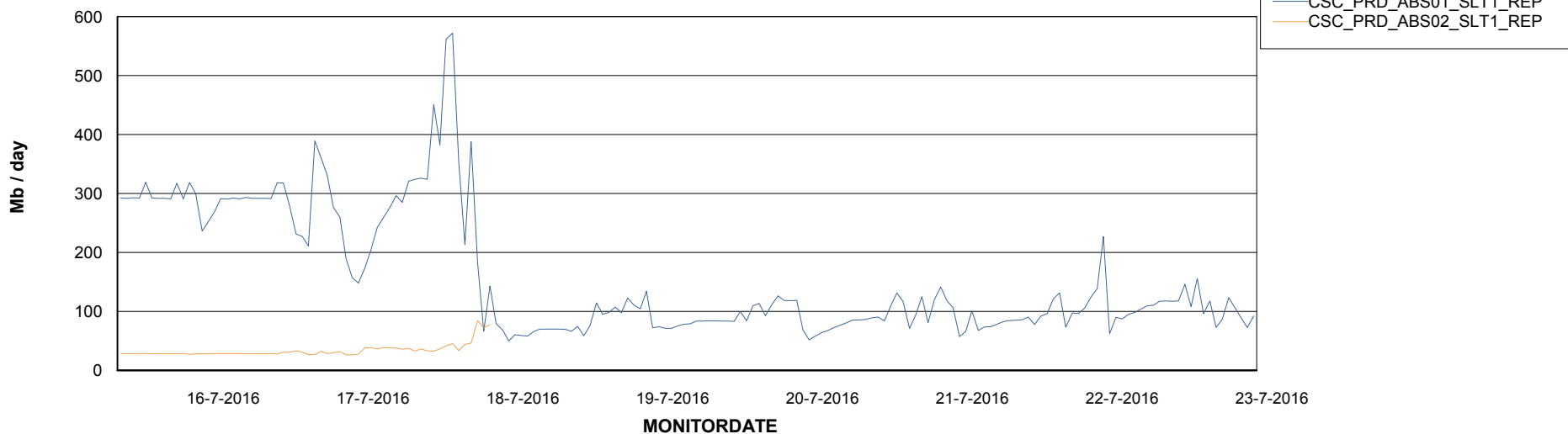


=====  
ABSolute Application ReportServer Services  
=====

## Disaster per ReportServer



## Avg memory used per ReportServer Service



# Weekly SLA Customer Report

Customer CSC\_Production  
Database ID 50



## Disaster per ABS component

