

Weekly SLA Customer Report

Customer PCO Production
 Database ID 44



=====
 HARDDISK USAGE PCO_PRD_ORACLE1
 =====

	Total disk space on C (GB)	Free disk space on C (GB)	Total disk space on D (GB)	Free disk space on D (GB)
16-7-2016	279	216	838	286
15-7-2016	279	216	838	289
14-7-2016	279	216	838	295
13-7-2016	279	216	838	298
12-7-2016	279	216	838	315
11-7-2016	279	216	838	165
10-7-2016	279	216	838	143

=====
 HARDDISK USAGE PCO_PRD_ORACLE2
 =====

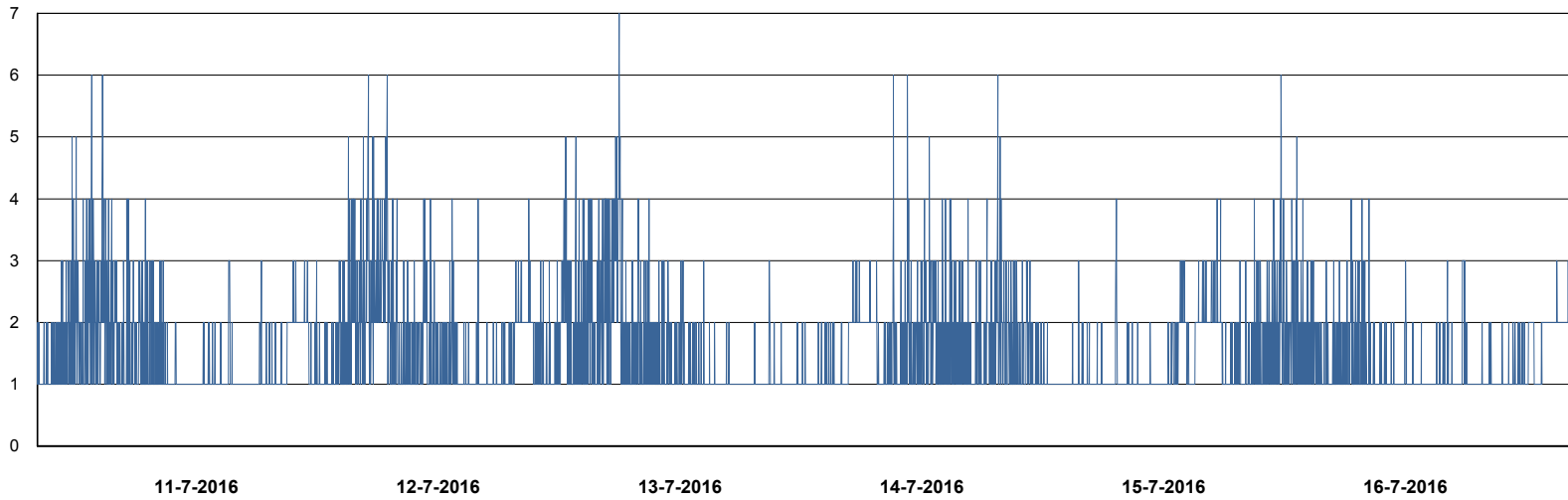
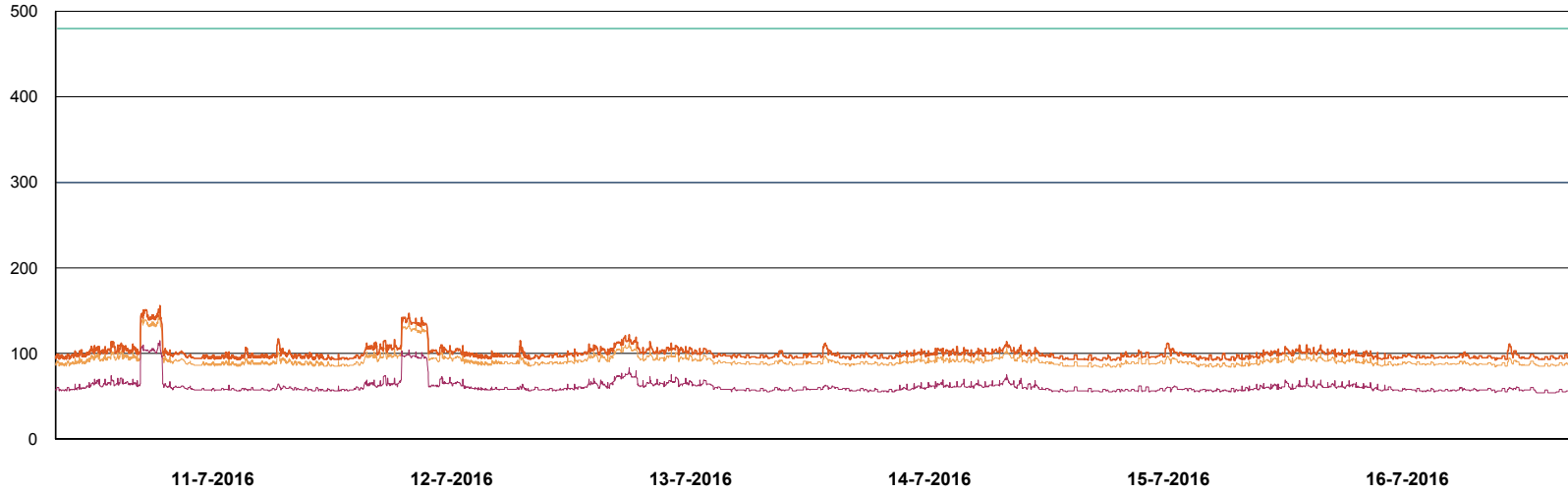
	Total disk space on C (GB)	Free disk space on C (GB)	Total disk space on D (GB)	Free disk space on D (GB)
16-7-2016	279	216	838	444
15-7-2016	279	216	838	448
14-7-2016	279	216	838	453
13-7-2016	279	216	838	456
12-7-2016	279	217	838	461
11-7-2016	279	217	838	317
10-7-2016	279	217	838	300

Weekly SLA Customer Report

Customer PCO Production
Database ID 44



DATABASE PERFORMANCE PCODB_Production

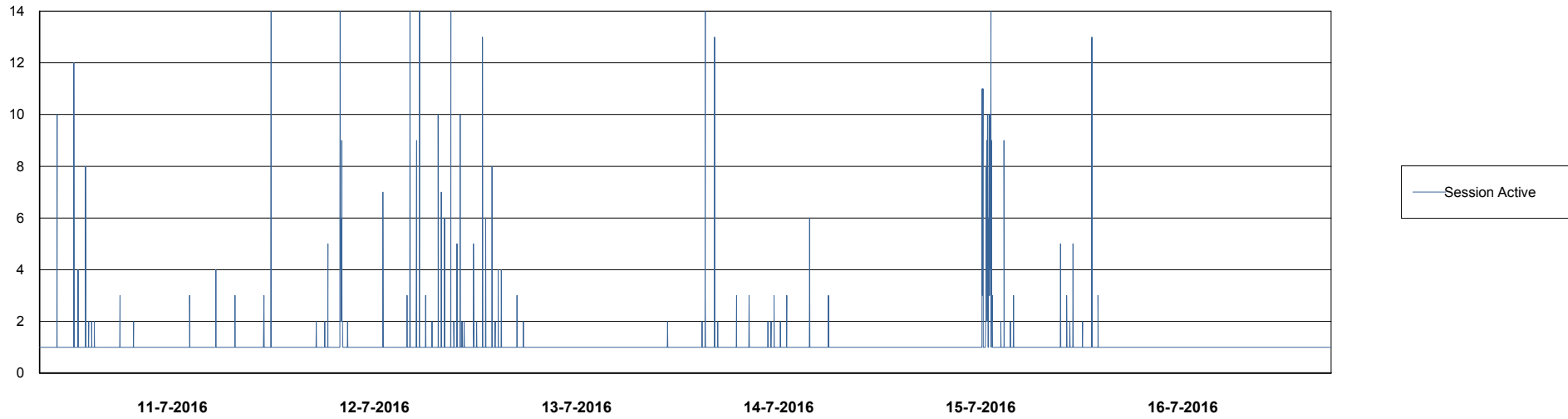
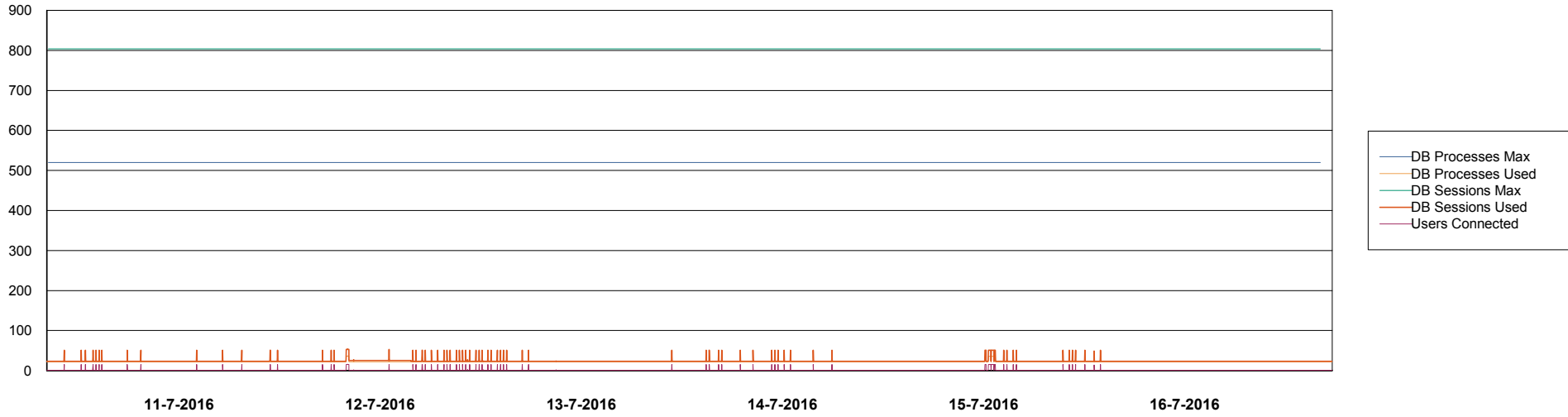


Weekly SLA Customer Report

Customer PCO Production
Database ID 44



DATABASE PERFORMANCE PCODB_Standby



Weekly SLA Customer Report

Customer PCO Production
 Database ID 44

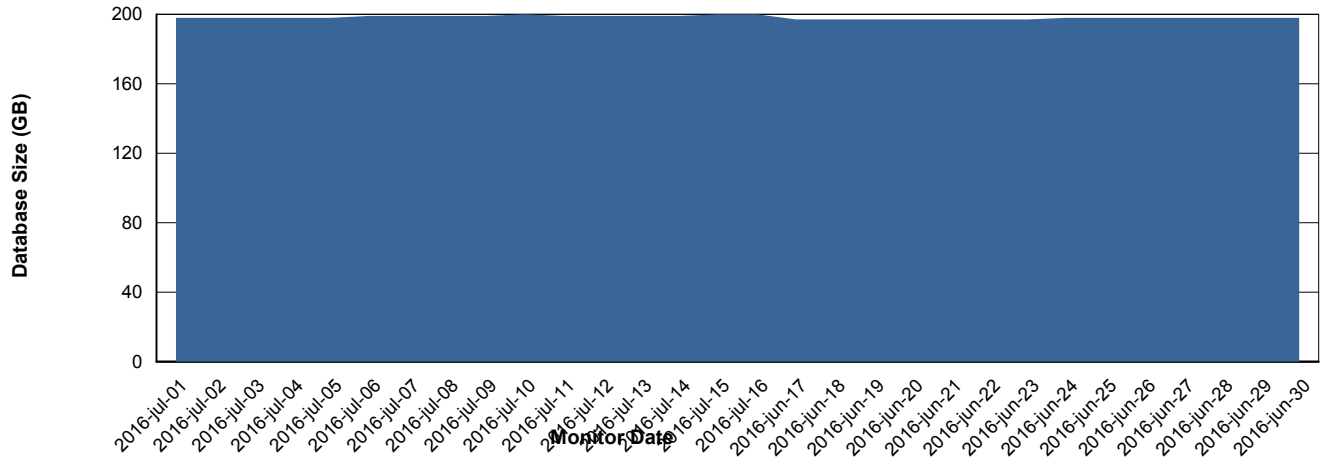


=====

DATABASE SIZE PCODB_Production

=====

Database growth over last month



=====

DATABASE TABLESPACES PCODB_Production

=====

TOTAL DATABASE SIZE PER TABLESPACE

Date	Tablespace Name	Filesize (Gb)	Usedsize (Gb)	Percentage free
16-7-2016	ABSDATA	88	72	18
	INDX	156	125	20
15-7-2016	ABSDATA	88	72	18
	INDX	156	125	20
14-7-2016	ABSDATA	88	72	18
	INDX	156	125	20
13-7-2016	ABSDATA	88	72	18
	INDX	156	125	20
12-7-2016	ABSDATA	88	72	18
	INDX	156	125	20
11-7-2016	ABSDATA	88	72	18
	INDX	156	125	20
10-7-2016	ABSDATA	88	72	18
	INDX	146	125	14

Weekly SLA Customer Report

Customer PCO Production
Database ID 44



=====
STANDBY DATABASE HEALTH PCO Production
=====

Recovery lag for last 7 days

