

## Weekly SLA Customer Report

Customer      CSC\_Production  
 Database ID    50



=====  
 HARDDISK USAGE    CSC\_PRD\_ABSSRV  
 =====

	Total disk space on C (GB)	Free disk space on C (GB)	Total disk space on D (GB)	Free disk space on D (GB)	Total disk space on E (GB)	Free disk space on E (GB)
16-7-2016	102	49	220	130	325	61
15-7-2016	102	49	220	130	325	61
14-7-2016	102	49	220	130	325	61
13-7-2016	102	49	220	130	325	61
12-7-2016	102	49	220	130	325	61
11-7-2016	102	49	220	130	325	61
10-7-2016	102	49	220	130	325	61

=====  
 HARDDISK USAGE    CSC\_PRD\_ABS01  
 =====

	Total disk space on C (GB)	Free disk space on C (GB)	Total disk space on D (GB)	Free disk space on D (GB)	Total disk space on E (GB)	Free disk space on E (GB)
16-7-2016	110	8	210	113	500	215
15-7-2016	110	8	210	113	500	215
14-7-2016	110	8	210	113	500	215
13-7-2016	110	8	210	113	500	215
12-7-2016	110	8	210	113	500	215
11-7-2016	110	7	210	113	500	215
10-7-2016	110	0	210	113	500	215

## Weekly SLA Customer Report

Customer      CSC\_Production  
 Database ID    50



=====  
 HARDDISK USAGE    CSC\_PRD\_ABS02  
 =====

	Total disk space on C (GB)	Free disk space on C (GB)
16-7-2016	80	28
15-7-2016	80	28
14-7-2016	80	28
13-7-2016	80	28
12-7-2016	80	28
11-7-2016	80	30
10-7-2016	80	38

=====  
 HARDDISK USAGE    CSC\_PRD\_SRV-DB-ABS  
 =====

	Total disk space on C (GB)	Free disk space on C (GB)	Total disk space on D (GB)	Free disk space on D (GB)	Total disk space on E (GB)	Free disk space on E (GB)
16-7-2016	145	64	294	39	679	239
15-7-2016	145	64	294	39	679	215
14-7-2016	145	64	294	39	679	136
13-7-2016	145	65	294	39	679	153
12-7-2016	145	65	294	39	679	87
11-7-2016	145	65	294	39	679	198
10-7-2016	145	65	294	39	679	230

# Weekly SLA Customer Report

Customer CSC\_Production  
Database ID 50



HARDDISK USAGE CSC\_PRD\_WEBSRV

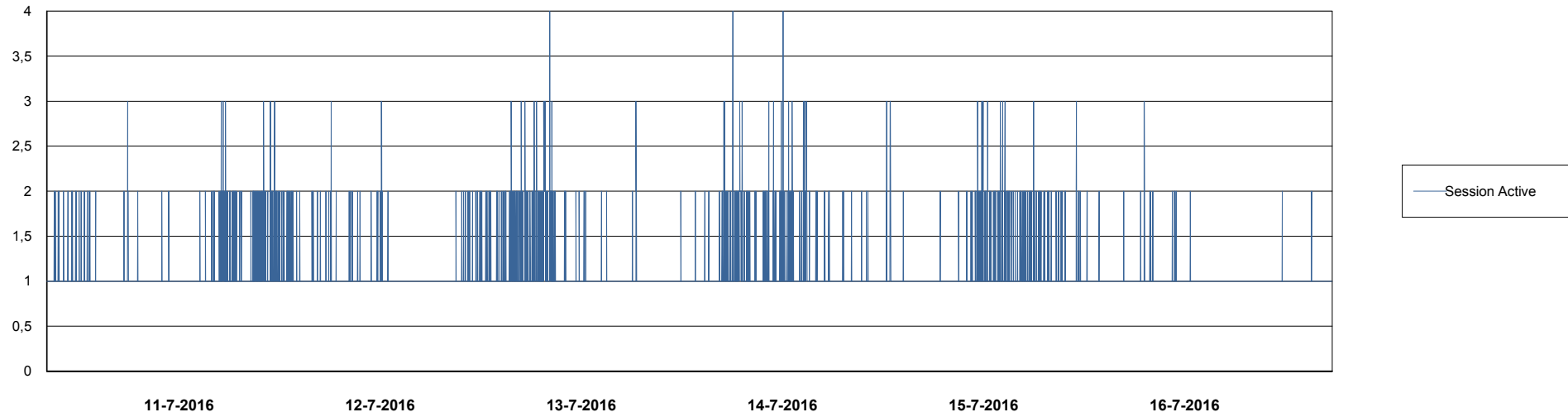
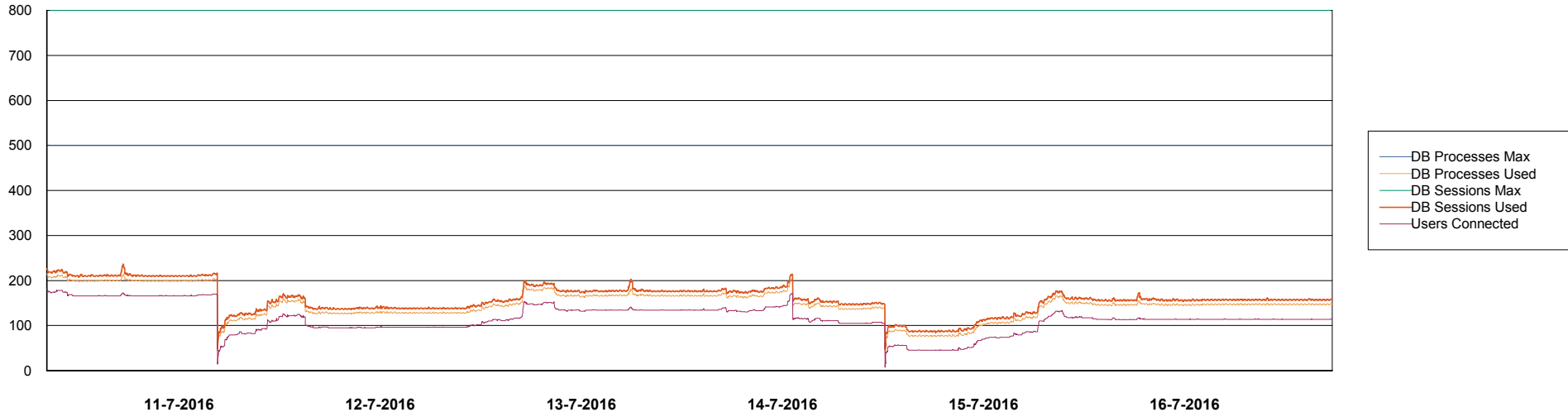
	Used disk space on C (GB)	Total disk space on C (GB)	Free disk space on C (GB)
16-7-2016	37	59	22
15-7-2016	37	59	22
14-7-2016	37	59	22
13-7-2016	37	59	22
12-7-2016	37	59	22
11-7-2016	37	59	22
10-7-2016	37	59	22

# Weekly SLA Customer Report

Customer CSC\_Production  
Database ID 50



DATABASE PERFORMANCE CSCDB\_Production



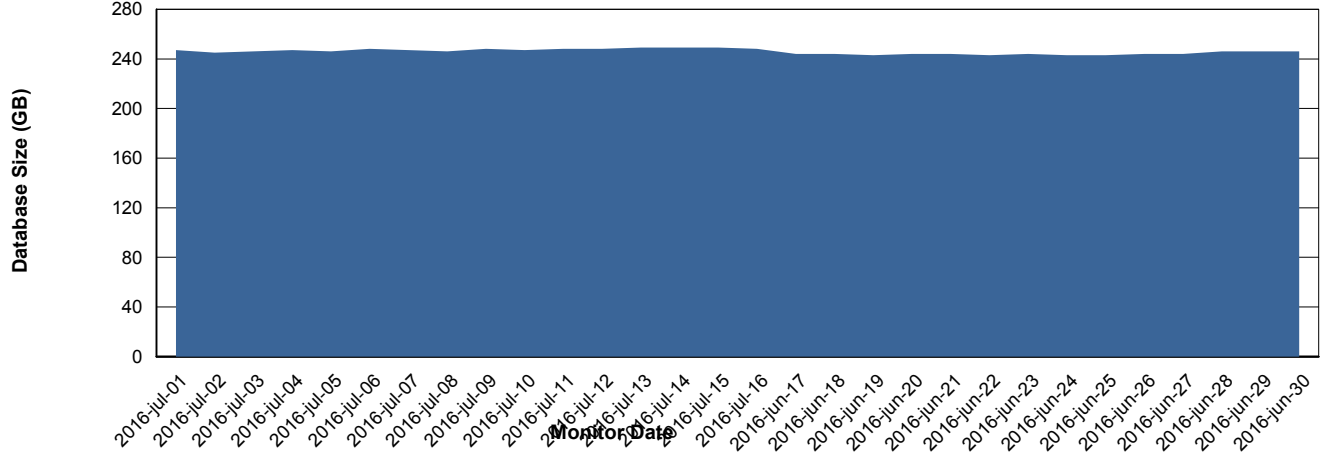
# Weekly SLA Customer Report

Customer CSC\_Production  
 Database ID 50



=====  
 DATABASE SIZE CSCDB\_Production  
 =====

## Database growth over last month



=====  
 DATABASE TABLESPACES CSCDB\_Production  
 =====

### TOTAL DATABASE SIZE PER TABLESPACE

Date	Tablespace Name	Filesize (Gb)	Usedsize (Gb)	Percentage free
16-7-2016	ABSDATA	89	78	12
	INDX	187	164	12
15-7-2016	ABSDATA	89	78	12
	INDX	187	164	12
14-7-2016	ABSDATA	89	78	12
	INDX	187	164	12
13-7-2016	ABSDATA	89	78	12
	INDX	187	164	12
12-7-2016	ABSDATA	89	78	12
	INDX	187	164	12
11-7-2016	ABSDATA	89	78	12
	INDX	187	164	12
10-7-2016	ABSDATA	89	78	12
	INDX	187	164	12

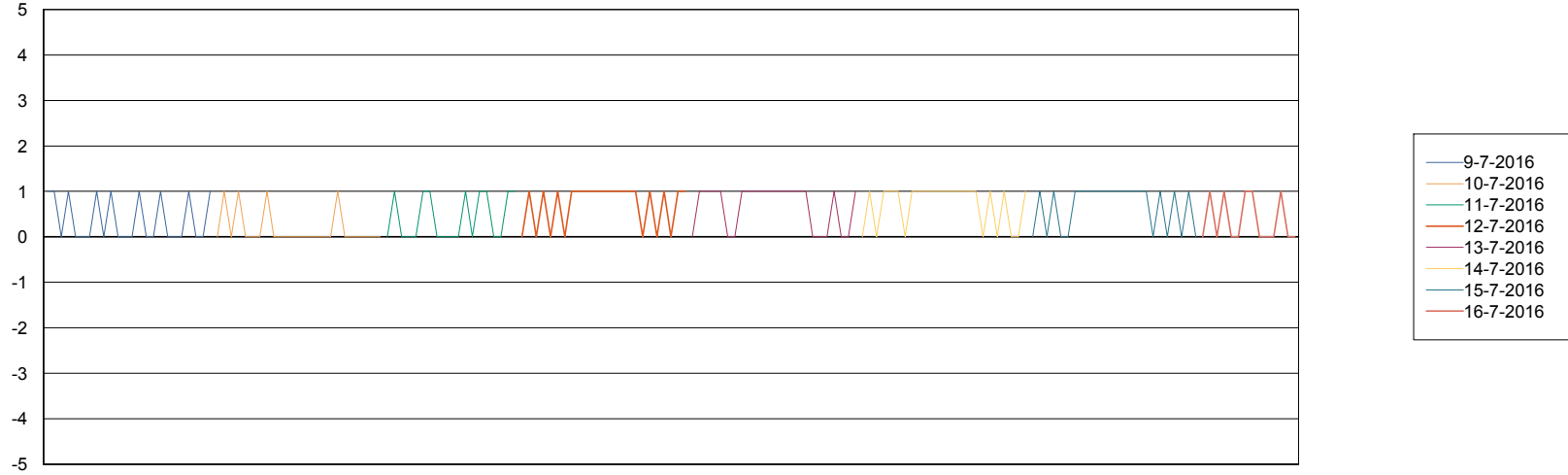
# Weekly SLA Customer Report

Customer CSC\_Production  
Database ID 50



=====  
STANDBY DATABASE HEALTH CSC\_Production  
=====

### Recovery lag for last 7 days



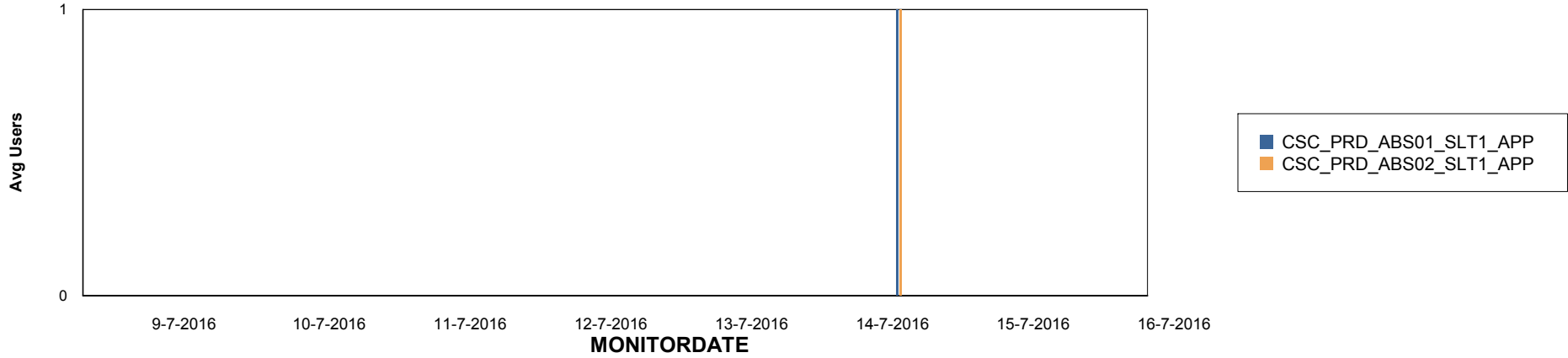
# Weekly SLA Customer Report

Customer CSC\_Production  
Database ID 50

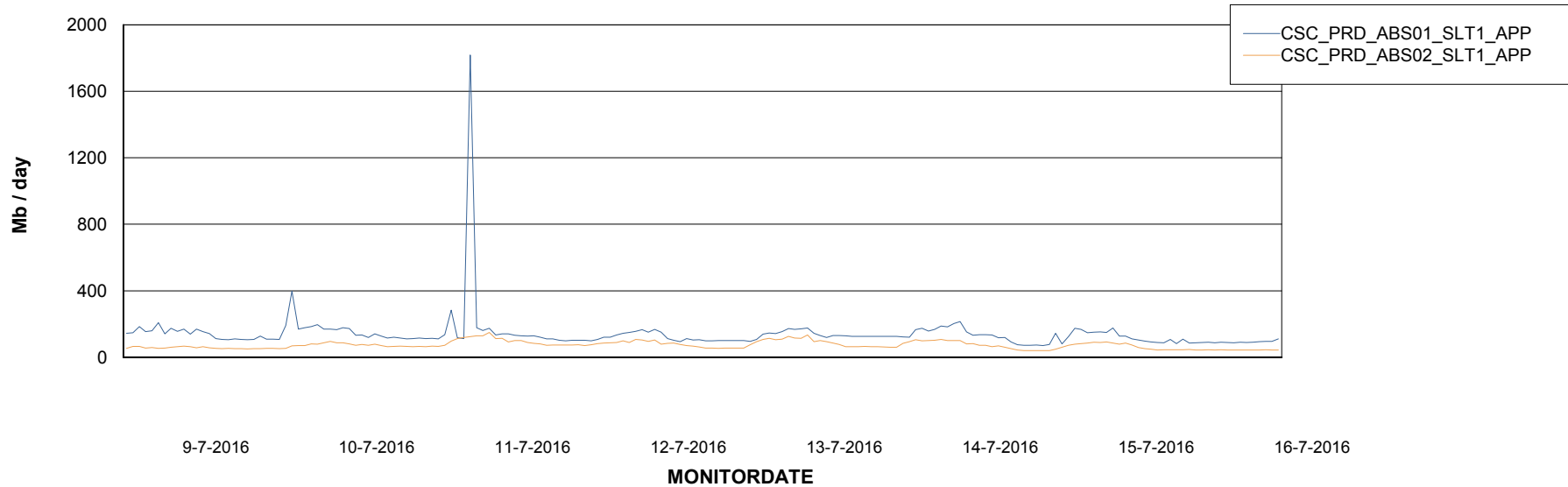


=====  
ABSolute Application Server Services  
=====

## Disaster per ABS Server



## Avg memory used per ABS Server Service



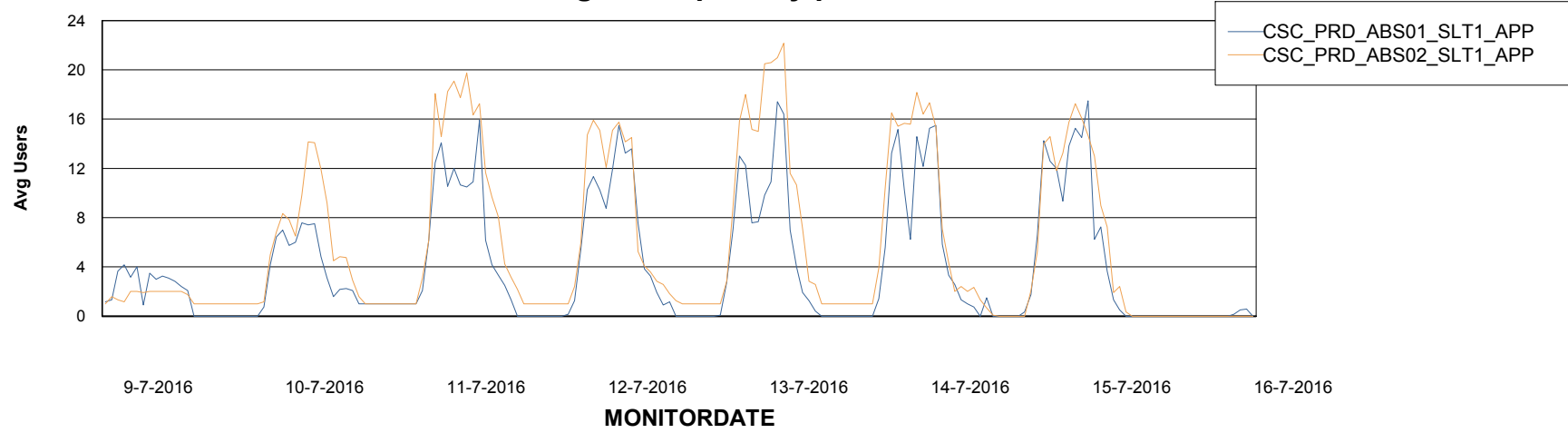
# Weekly SLA Customer Report

Customer CSC\_Production  
Database ID 50



=====  
ABSolute Application Server Services  
=====

### Avg users per day per ABS server




# Weekly SLA Customer Report

Customer CSC\_Production  
Database ID 50

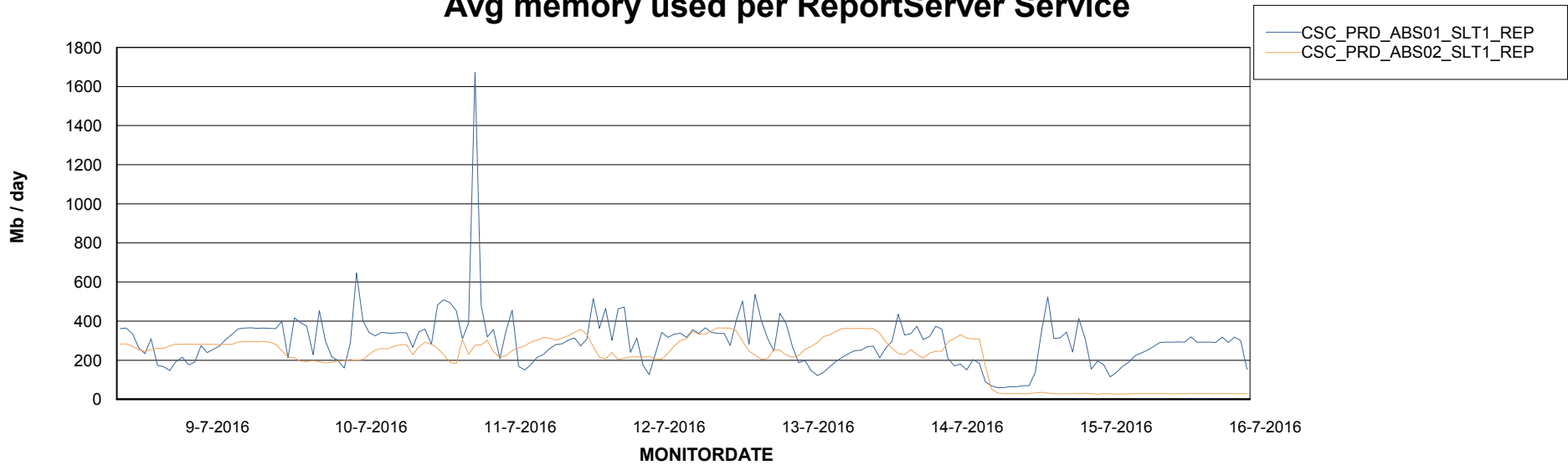


=====  
ABSolute Application ReportServer Services  
=====

## Disaster per ReportServer



## Avg memory used per ReportServer Service



# Weekly SLA Customer Report

Customer CSC\_Production  
Database ID 50



## Disaster per ABS component

