

Weekly SLA Customer Report

Customer VEN_Production
 Database ID 35



=====
 HARDDISK USAGE VEN_PRD_ORACLE1
 =====

	Free disk space on C (GB)	Free disk space on D (GB)	Free disk space on E (GB)
9-7-2016	179	81	139
8-7-2016	179	81	141
7-7-2016	179	81	140
6-7-2016	179	81	139
5-7-2016	179	81	141
4-7-2016	180	81	142
3-7-2016	180	81	142

=====
 HARDDISK USAGE VEN_PRD_ORACLE2
 =====

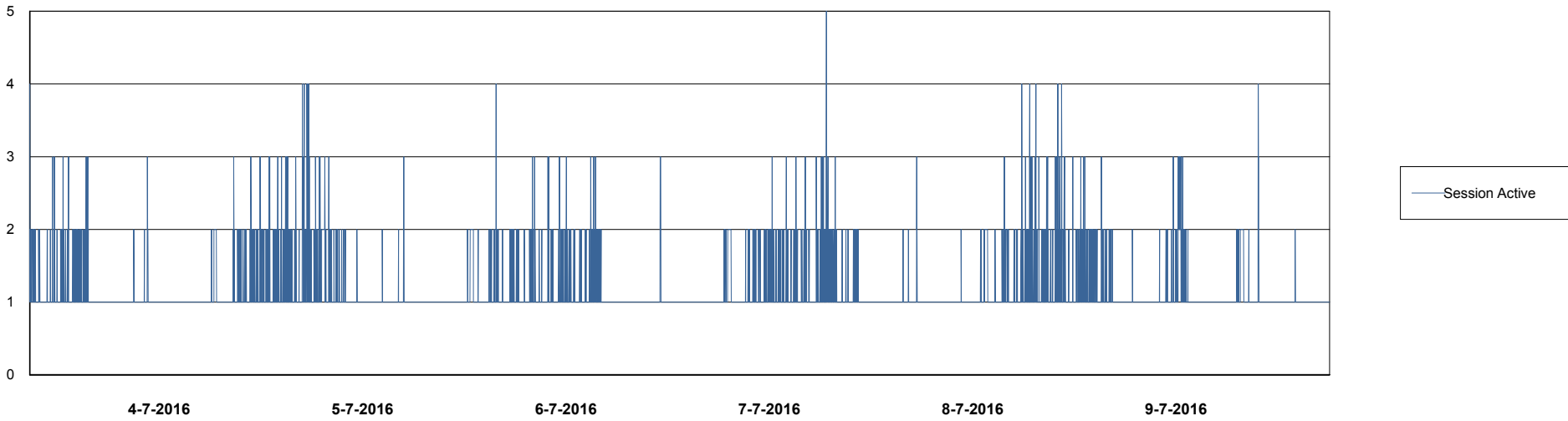
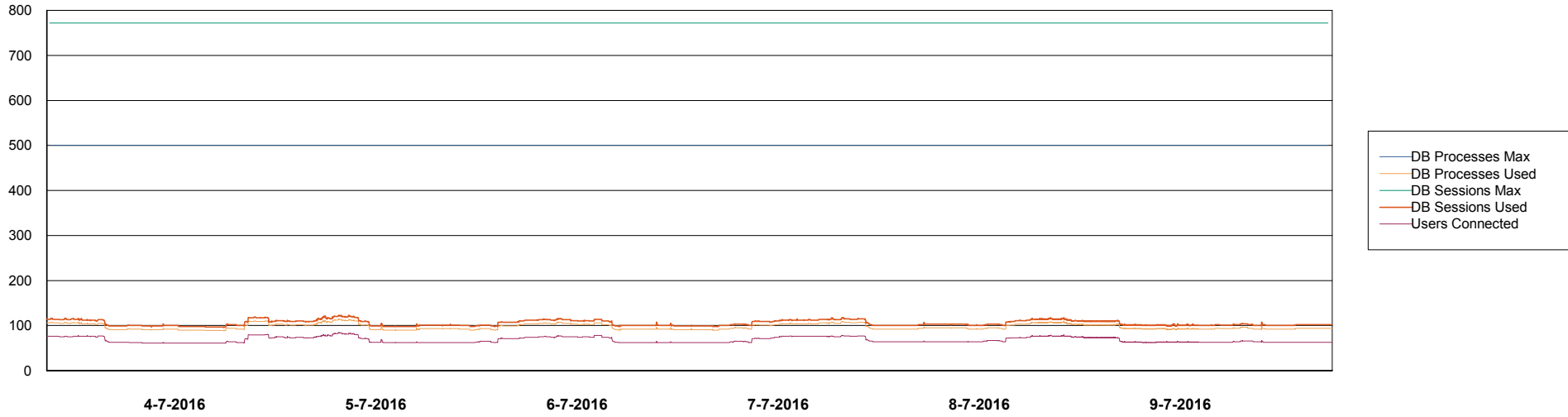
	Free disk space on C (GB)	Free disk space on D (GB)	Free disk space on E (GB)
9-7-2016	130	297	220
8-7-2016	131	298	223
7-7-2016	131	298	222
6-7-2016	131	298	221
5-7-2016	131	298	223
4-7-2016	131	298	224
3-7-2016	131	298	224

Weekly SLA Customer Report

Customer VEN_Production
Database ID 35



DATABASE PERFORMANCE VENDB_Production

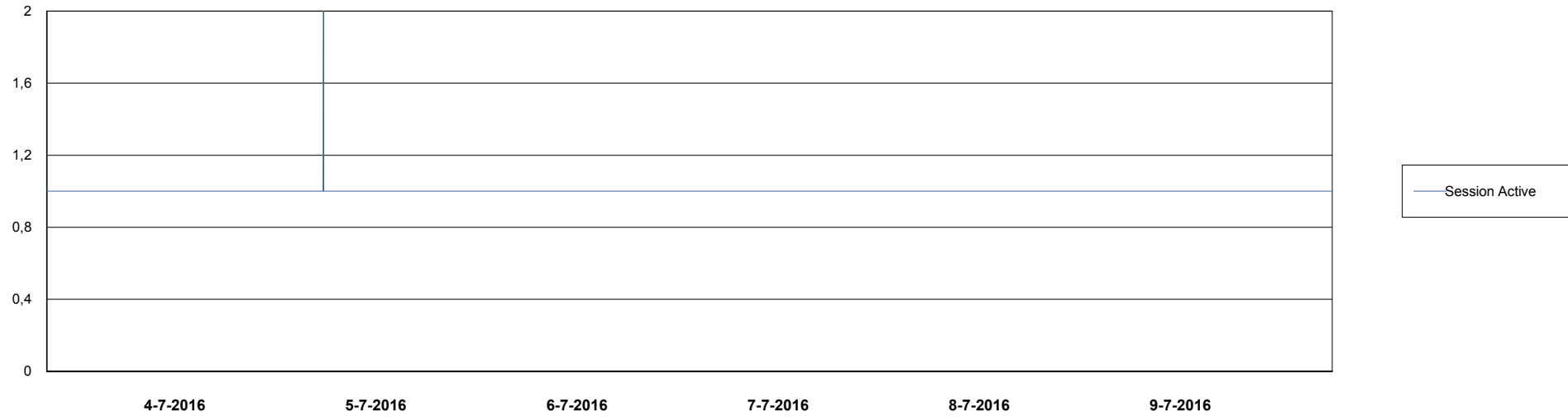
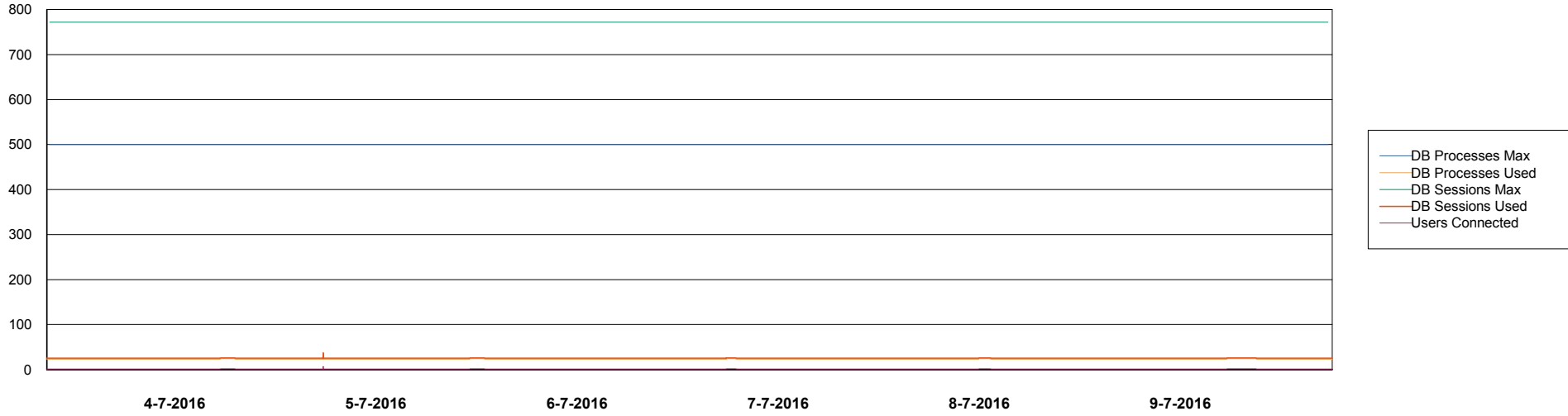


Weekly SLA Customer Report

Customer VEN_Production
Database ID 35



DATABASE PERFORMANCE VENDB_Standby



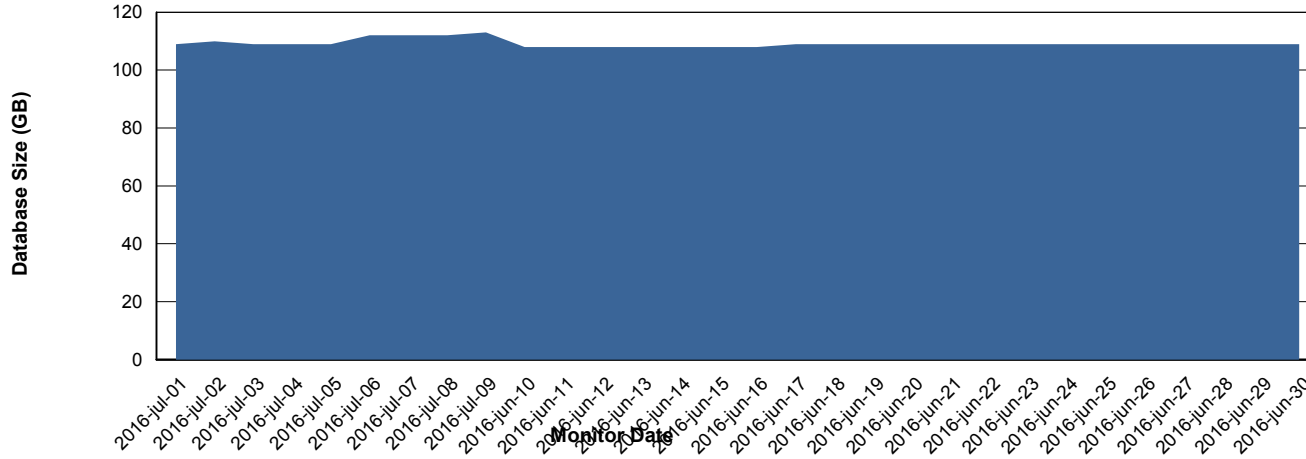
Weekly SLA Customer Report

Customer VEN_Production
 Database ID 35



=====
 DATABASE SIZE VENDB_Production
 =====

Database growth over last month



=====
 DATABASE TABLESPACES VENDB_Production
 =====

TOTAL DATABASE SIZE PER TABLESPACE

Date	Tablespace Name	Filesize (Gb)	Usedsize (Gb)	Percentage free
9-7-2016	ABSDATA	41	37	10
	INDX	88	74	16
8-7-2016	ABSDATA	41	37	10
	INDX	88	74	16
7-7-2016	ABSDATA	41	36	12
	INDX	88	74	16
6-7-2016	ABSDATA	41	36	12
	INDX	88	74	16
5-7-2016	ABSDATA	41	36	12
	INDX	88	74	16
4-7-2016	ABSDATA	41	35	15
	INDX	88	73	17
3-7-2016	ABSDATA	41	34	17
	INDX	88	73	17

Weekly SLA Customer Report

Customer VEN_Production
Database ID 35



=====
STANDBY DATABASE HEALTH VEN_Production
=====

Recovery lag for last 7 days

