

# Weekly SLA Customer Report

Customer PCO Production  
 Database ID 44



=====  
 HARDDISK USAGE PCO\_PRD\_ORACLE1  
 =====

	Total disk space on C (GB)	Free disk space on C (GB)	Total disk space on D (GB)	Free disk space on D (GB)
25-6-2016	279	216	838	185
24-6-2016	279	216	838	187
23-6-2016	279	216	838	191
22-6-2016	279	216	838	194
21-6-2016	279	216	838	198
20-6-2016	279	216	838	201
19-6-2016	279	216	838	203

=====  
 HARDDISK USAGE PCO\_PRD\_ORACLE2  
 =====

	Total disk space on C (GB)	Free disk space on C (GB)	Total disk space on D (GB)	Free disk space on D (GB)
25-6-2016	279	214	838	343
24-6-2016	279	214	838	346
23-6-2016	279	214	838	349
22-6-2016	279	214	838	353
21-6-2016	279	215	838	356
20-6-2016	279	215	838	359
19-6-2016	279	215	838	361

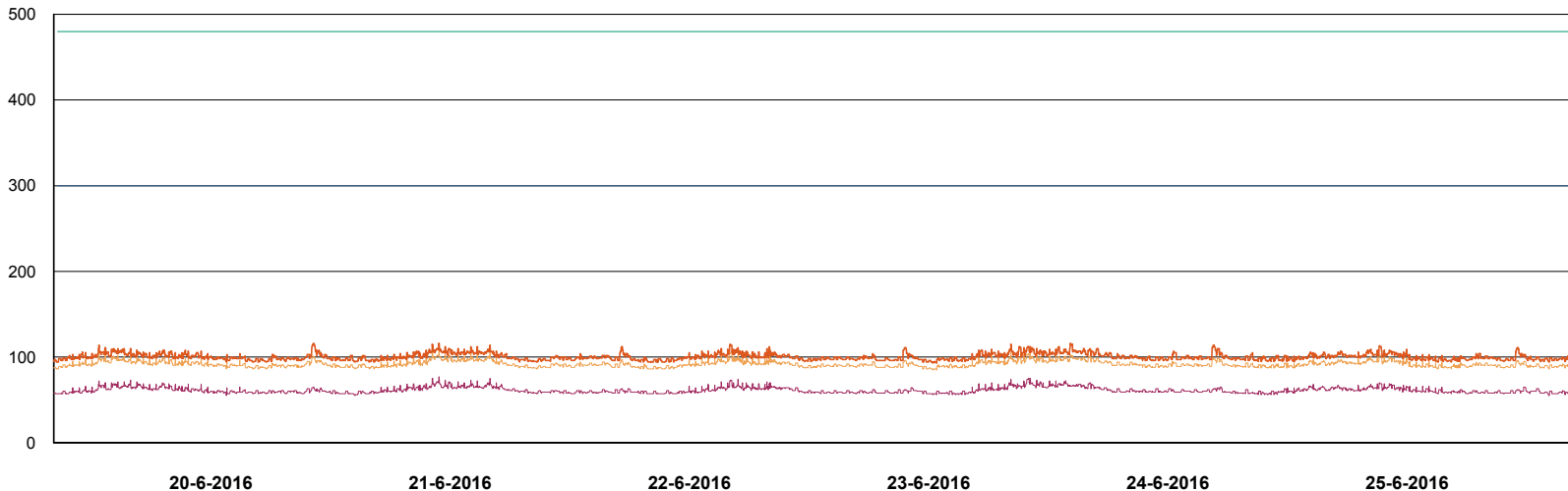
# Weekly SLA Customer Report

Customer PCO Production  
Database ID 44

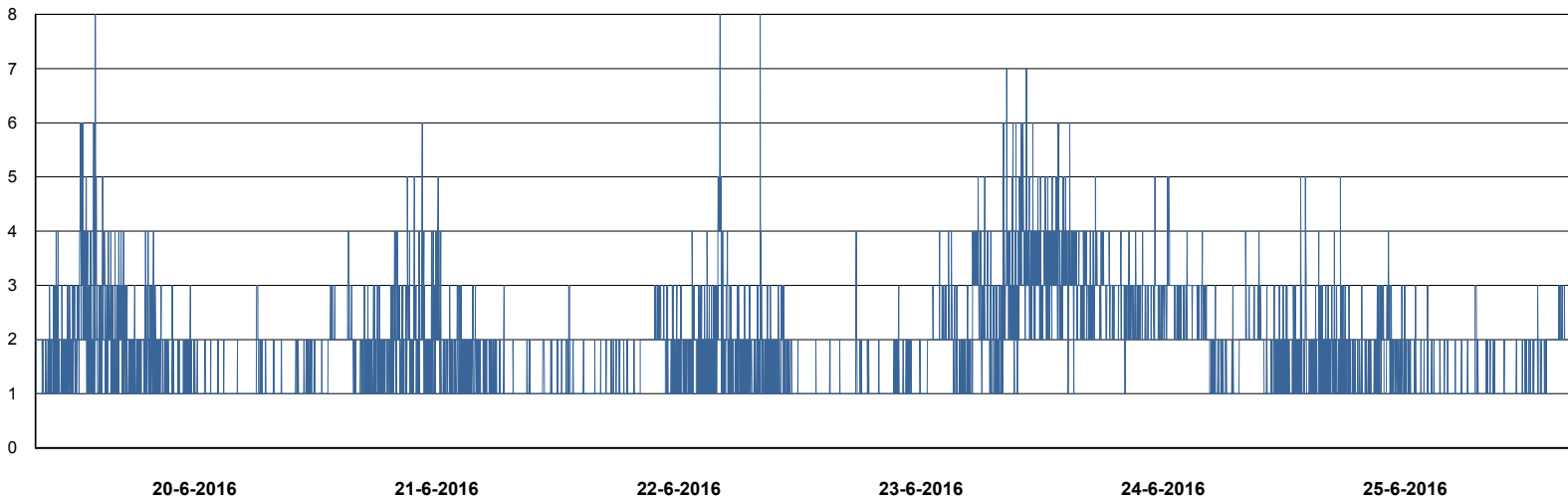


## DATABASE PERFORMANCE

PCODB\_Production



- DB Processes Max
- DB Processes Used
- DB Sessions Max
- DB Sessions Used
- Users Connected



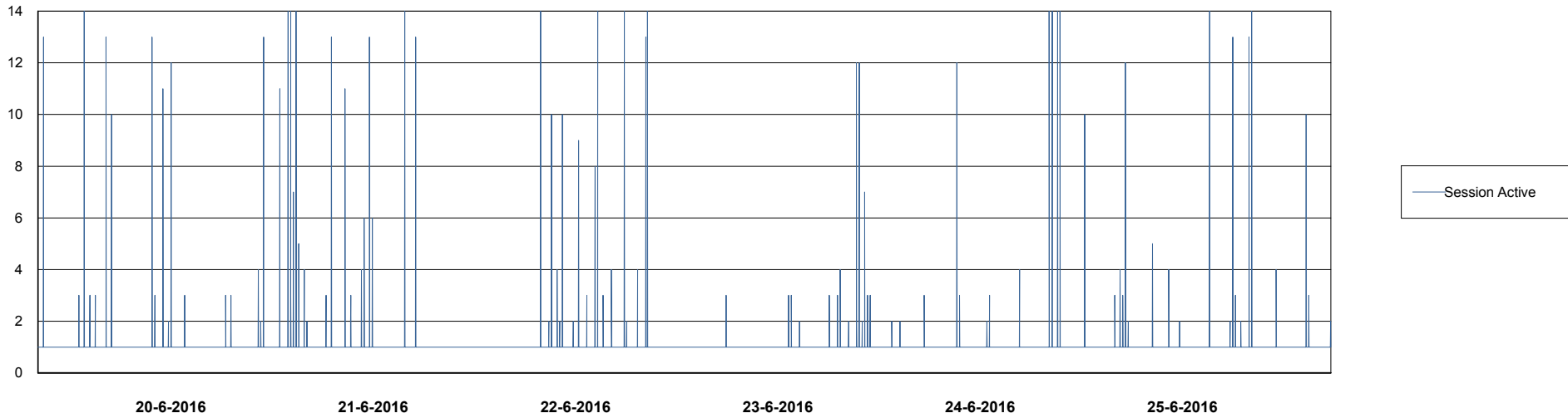
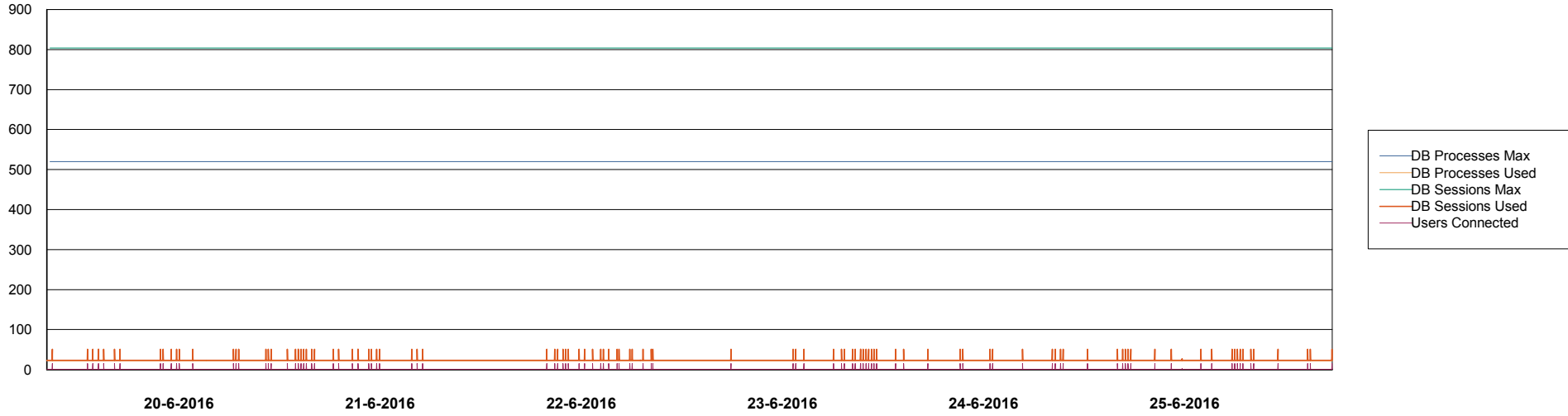
- Session Active

# Weekly SLA Customer Report

Customer PCO Production  
Database ID 44



## DATABASE PERFORMANCE PCODB\_Standby



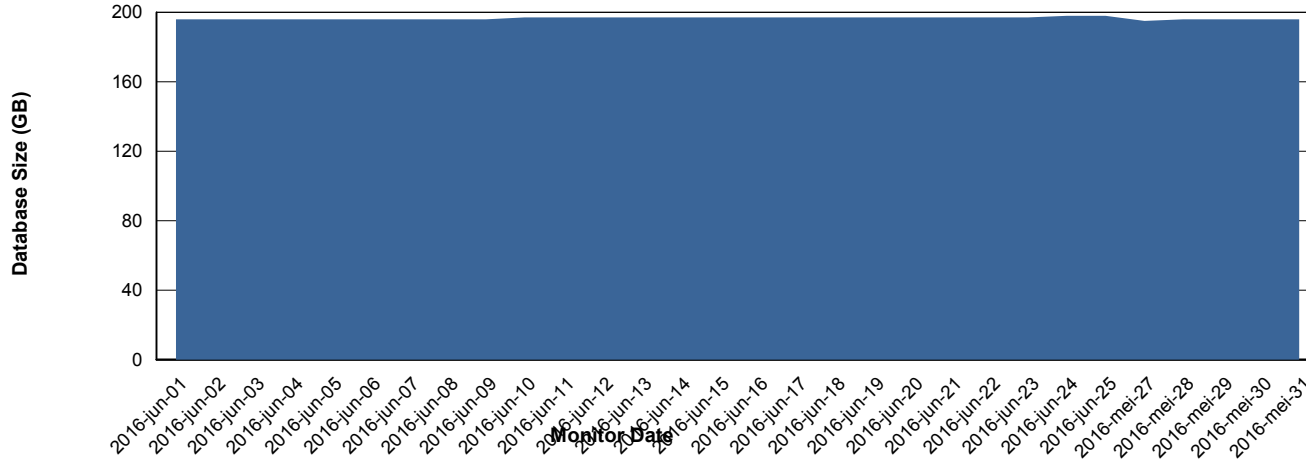
# Weekly SLA Customer Report

Customer PCO Production  
 Database ID 44



=====  
 DATABASE SIZE PCODB\_Production  
 =====

## Database growth over last month



=====  
 DATABASE TABLESPACES PCODB\_Production  
 =====

### TOTAL DATABASE SIZE PER TABLESPACE

Date	Tablespace Name	Filesize (Gb)	Usedsize (Gb)	Percentage free
25-6-2016	ABSDATA	88	72	18
	INDX	146	124	15
24-6-2016	ABSDATA	88	72	18
	INDX	146	124	15
23-6-2016	ABSDATA	88	72	18
	INDX	146	124	15
22-6-2016	ABSDATA	88	72	18
	INDX	146	124	15
21-6-2016	ABSDATA	88	72	18
	INDX	146	124	15
20-6-2016	ABSDATA	88	72	18
	INDX	146	124	15
19-6-2016	ABSDATA	88	72	18
	INDX	146	124	15

# Weekly SLA Customer Report

Customer PCO Production  
Database ID 44



=====  
STANDBY DATABASE HEALTH PCO Production  
=====

### Recovery lag for last 7 days

