

# Weekly SLA Customer Report

Customer      CSC\_Production  
 Database ID    50



=====  
 HARDDISK USAGE    CSC\_PRD\_ABSSRV  
 =====

	Total disk space on C (GB)	Free disk space on C (GB)	Total disk space on D (GB)	Free disk space on D (GB)	Total disk space on E (GB)	Free disk space on E (GB)
18-6-2016	102	50	220	130	325	61
17-6-2016	102	50	220	130	325	61
16-6-2016	102	50	220	130	325	61
15-6-2016	102	50	220	130	325	61
14-6-2016	102	50	220	130	325	61
13-6-2016	102	50	220	130	325	61
12-6-2016	102	50	220	130	325	61

=====  
 HARDDISK USAGE    CSC\_PRD\_ABS01  
 =====

	Total disk space on C (GB)	Free disk space on C (GB)	Total disk space on D (GB)	Free disk space on D (GB)	Total disk space on E (GB)	Free disk space on E (GB)
18-6-2016	110	28	210	113	500	215
17-6-2016	110	28	210	113	500	215
16-6-2016	110	28	210	113	500	215
15-6-2016	110	28	210	113	500	215
14-6-2016	110	28	210	113	500	215
13-6-2016	110	28	210	113	500	215
12-6-2016	110	28	210	113	500	215

## Weekly SLA Customer Report

Customer      CSC\_Production  
 Database ID    50



=====  
 HARDDISK USAGE    CSC\_PRD\_ABS02  
 =====

	Total disk space on C (GB)	Free disk space on C (GB)
18-6-2016	80	45
17-6-2016	80	45
16-6-2016	80	45
15-6-2016	80	45
14-6-2016	80	45
13-6-2016	80	45
12-6-2016	80	45

=====  
 HARDDISK USAGE    CSC\_PRD\_SRV-DB-ABS  
 =====

	Total disk space on C (GB)	Free disk space on C (GB)	Total disk space on D (GB)	Free disk space on D (GB)	Total disk space on E (GB)	Free disk space on E (GB)
18-6-2016	145	66	294	39	679	176
17-6-2016	145	66	294	39	679	190
16-6-2016	145	66	294	39	679	143
15-6-2016	145	67	294	39	679	168
14-6-2016	145	67	294	39	679	155
13-6-2016	145	67	294	39	679	268
12-6-2016	145	67	294	39	679	268

# Weekly SLA Customer Report

Customer CSC\_Production  
Database ID 50



=====  
HARDDISK USAGE CSC\_PRD\_WEBSRV  
=====

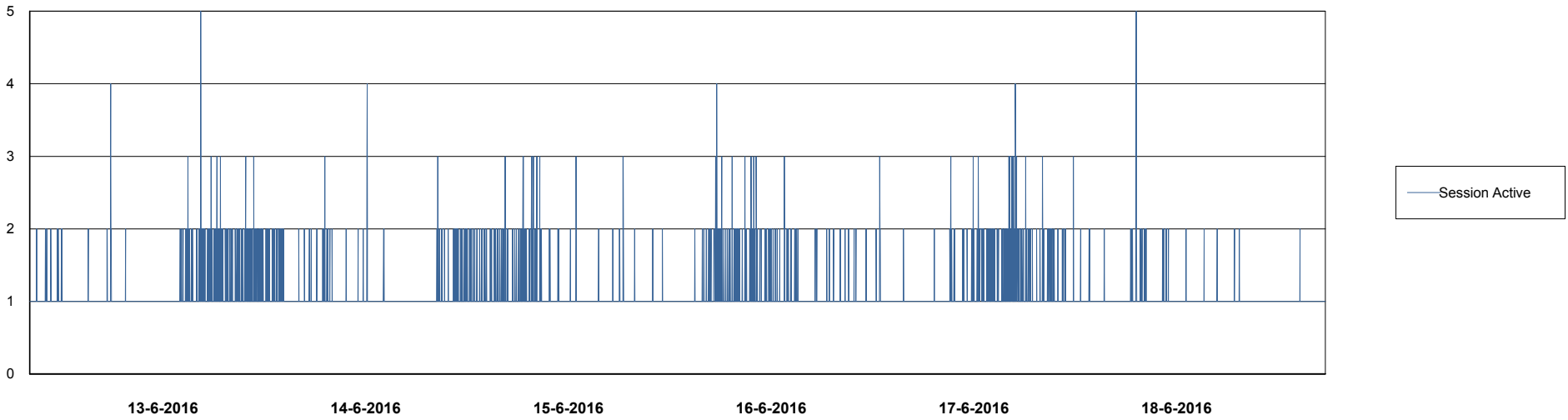
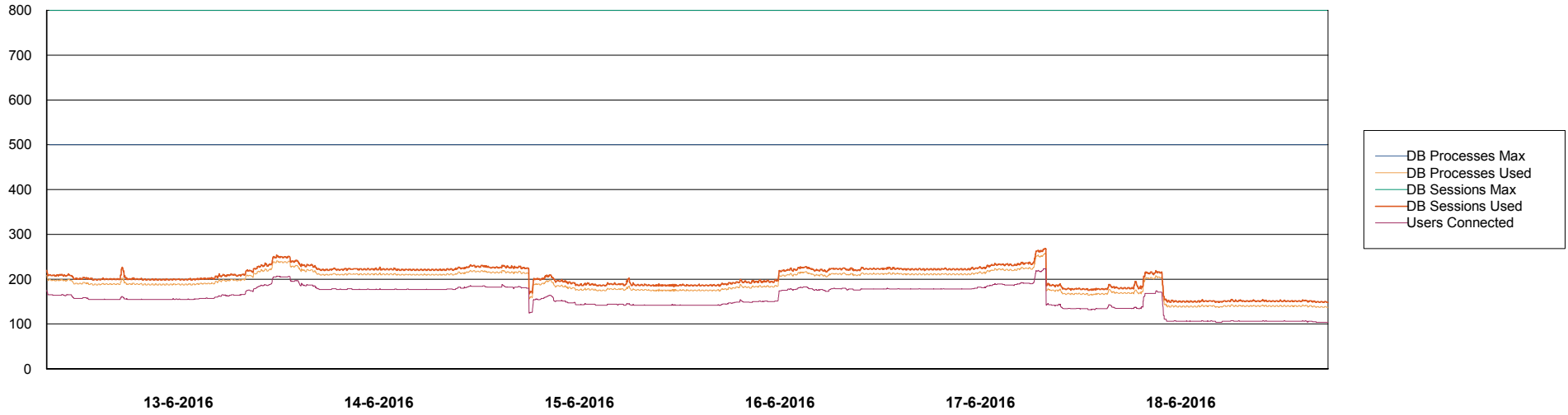
	Used disk space on C (GB)	Total disk space on C (GB)	Free disk space on C (GB)
18-6-2016	37	59	21
17-6-2016	37	59	21
16-6-2016	37	59	22
15-6-2016	37	59	21
14-6-2016	37	59	22
13-6-2016	37	59	21
12-6-2016	37	59	21

# Weekly SLA Customer Report

Customer CSC\_Production  
Database ID 50



DATABASE PERFORMANCE CSCDB\_Production



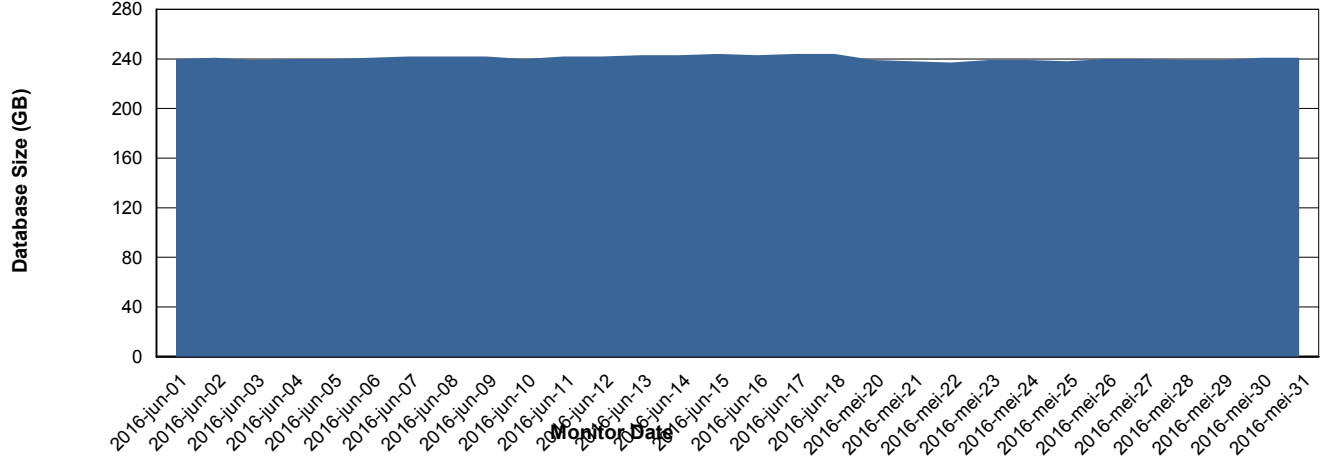
# Weekly SLA Customer Report

Customer CSC\_Production  
 Database ID 50



=====  
 DATABASE SIZE CSCDB\_Production  
 =====

## Database growth over last month



=====  
 DATABASE TABLESPACES CSCDB\_Production  
 =====

### TOTAL DATABASE SIZE PER TABLESPACE

Date	Tablespace Name	Filesize (Gb)	Usedsize (Gb)	Percentage free
18-6-2016	ABSDATA	89	76	15
	INDX	187	161	14
17-6-2016	ABSDATA	89	76	15
	INDX	187	161	14
16-6-2016	ABSDATA	89	76	15
	INDX	187	160	14
15-6-2016	ABSDATA	89	76	15
	INDX	187	160	14
14-6-2016	ABSDATA	89	76	15
	INDX	187	160	14
13-6-2016	ABSDATA	89	76	15
	INDX	187	160	14
12-6-2016	ABSDATA	89	76	15
	INDX	187	160	14

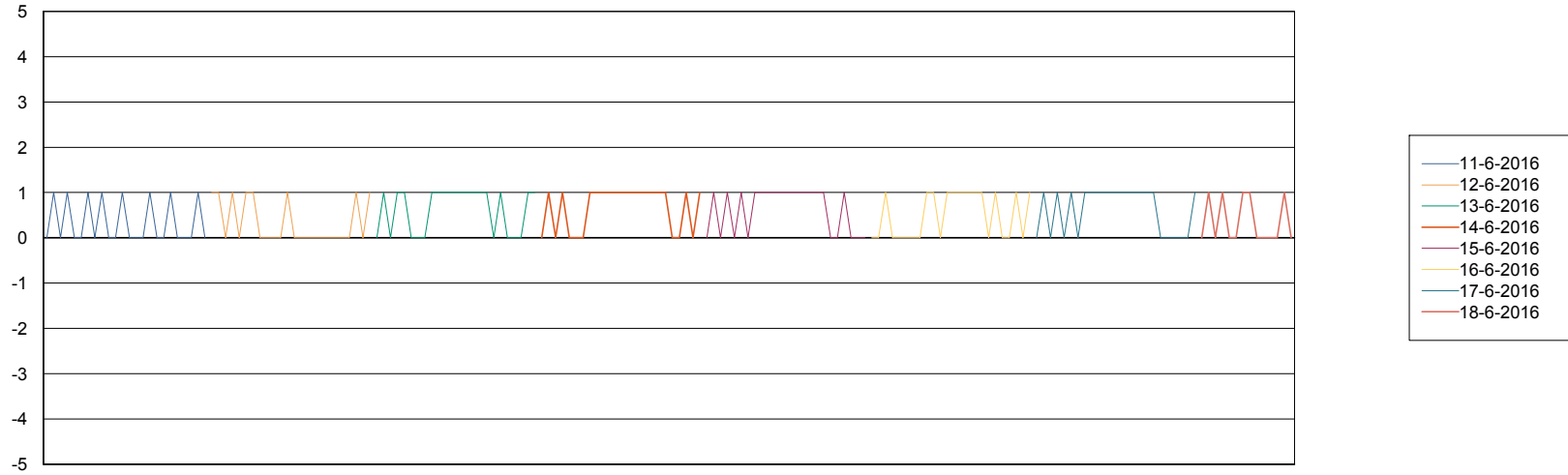
# Weekly SLA Customer Report

Customer CSC\_Production  
Database ID 50



=====  
STANDBY DATABASE HEALTH CSC\_Production  
=====

### Recovery lag for last 7 days




# Weekly SLA Customer Report

Customer CSC\_Production  
Database ID 50

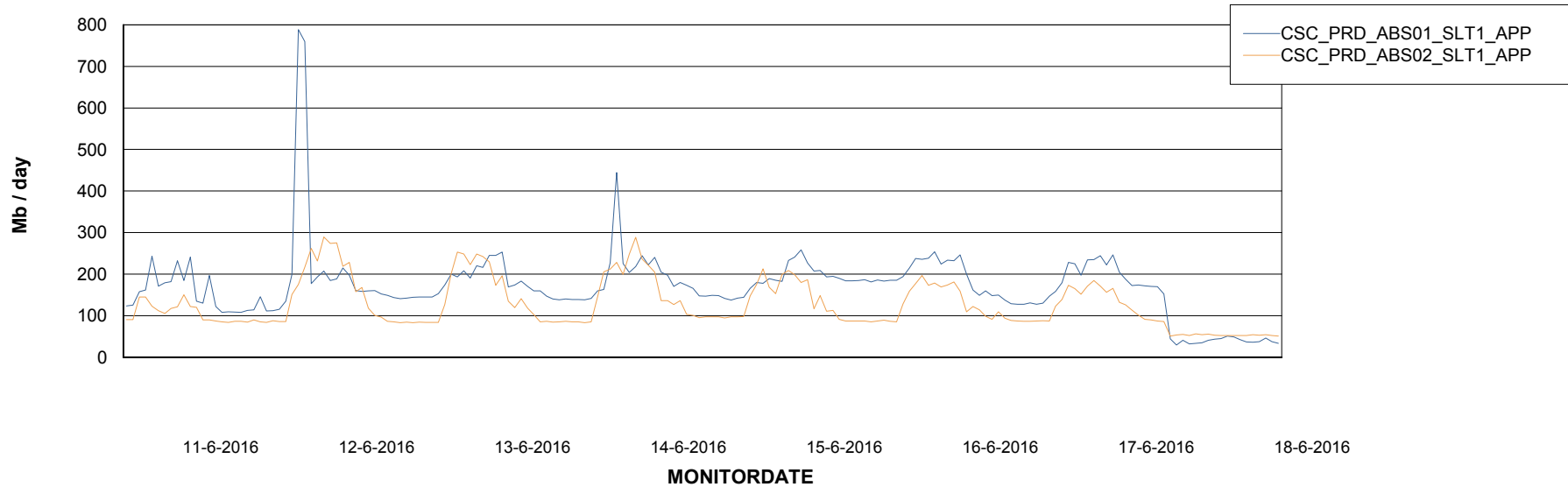


## ABSolute Application Server Services

### Disaster per ABS Server



### Avg memory used per ABS Server Service



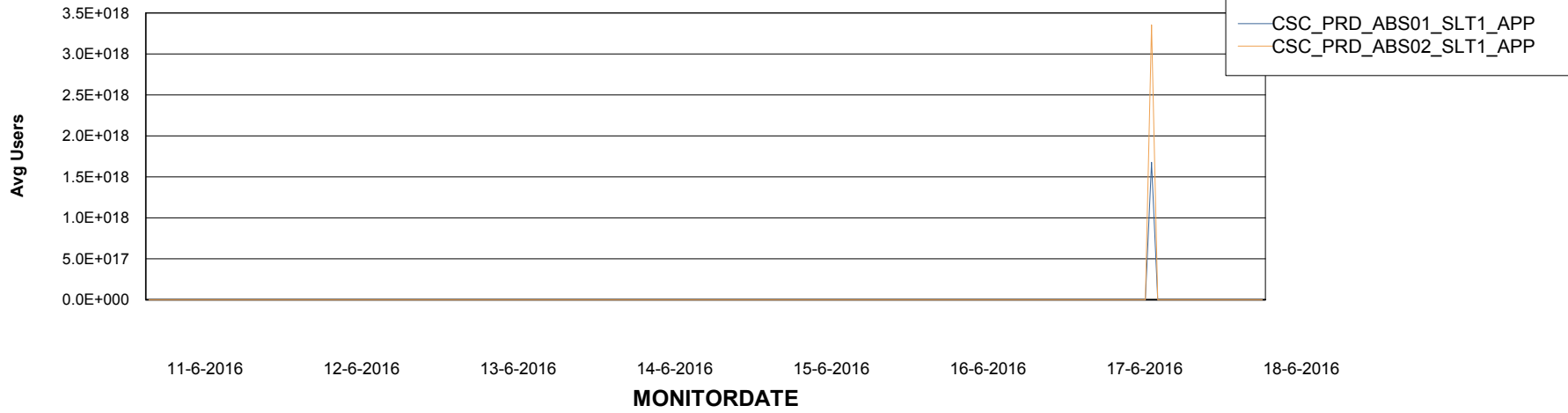
# Weekly SLA Customer Report

Customer CSC\_Production  
Database ID 50



=====  
ABSolute Application Server Services  
=====

### Avg users per day per ABS server




# Weekly SLA Customer Report

Customer CSC\_Production  
Database ID 50

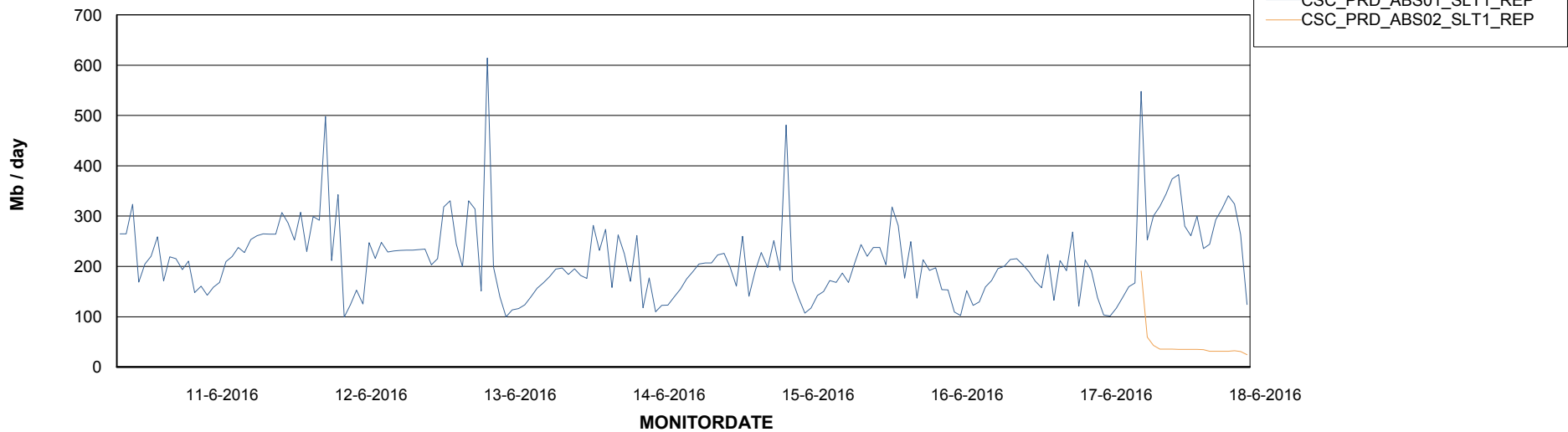


=====  
ABSolute Application ReportServer Services  
=====

## Disaster per ReportServer



## Avg memory used per ReportServer Service



# Weekly SLA Customer Report

Customer CSC\_Production  
Database ID 50



## Disaster per ABS component

