

Weekly SLA Customer Report

Customer PCO Production
 Database ID 44



=====
 HARDDISK USAGE PCO_PRD_ORACLE1
 =====

	Total disk space on C (GB)	Free disk space on C (GB)	Total disk space on D (GB)	Free disk space on D (GB)
11-6-2016	279	216	838	230
10-6-2016	279	216	838	232
9-6-2016	279	216	838	236
8-6-2016	279	216	838	240
7-6-2016	279	216	838	244
6-6-2016	279	216	838	247
5-6-2016	279	216	838	249

=====
 HARDDISK USAGE PCO_PRD_ORACLE2
 =====

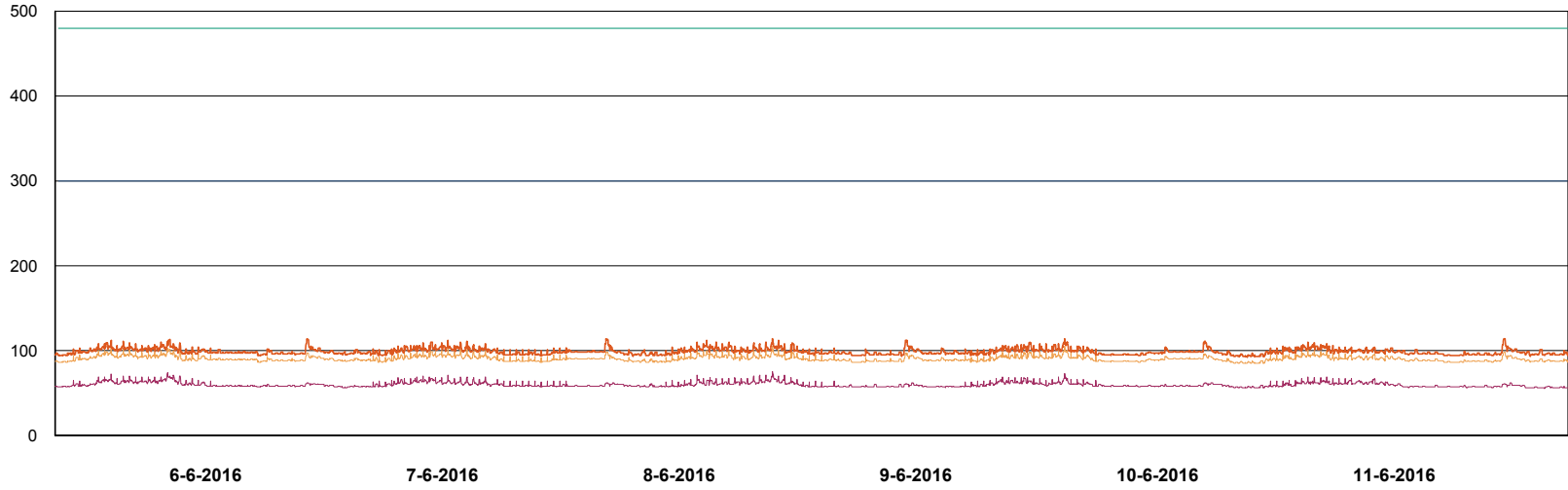
	Total disk space on C (GB)	Free disk space on C (GB)	Total disk space on D (GB)	Free disk space on D (GB)
11-6-2016	279	212	838	387
10-6-2016	279	212	838	389
9-6-2016	279	212	838	392
8-6-2016	279	212	838	396
7-6-2016	279	212	838	400
6-6-2016	279	213	838	403
5-6-2016	279	212	838	405

Weekly SLA Customer Report

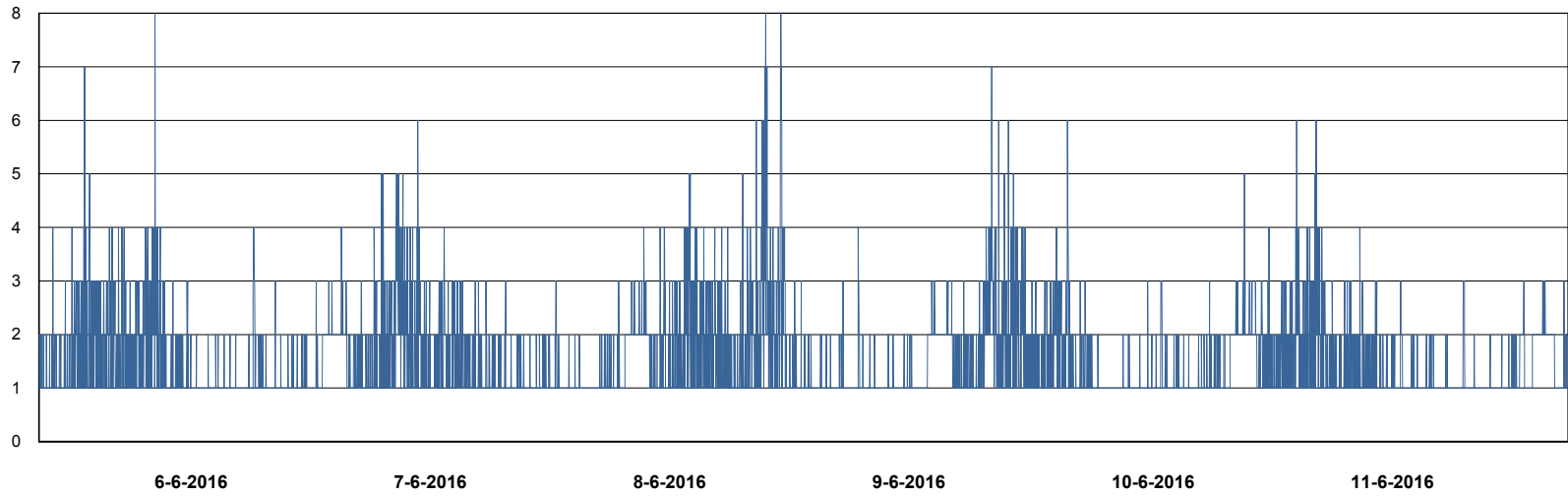
Customer PCO Production
Database ID 44



DATABASE PERFORMANCE PCODB_Production



- DB Processes Max
- DB Processes Used
- DB Sessions Max
- DB Sessions Used
- Users Connected



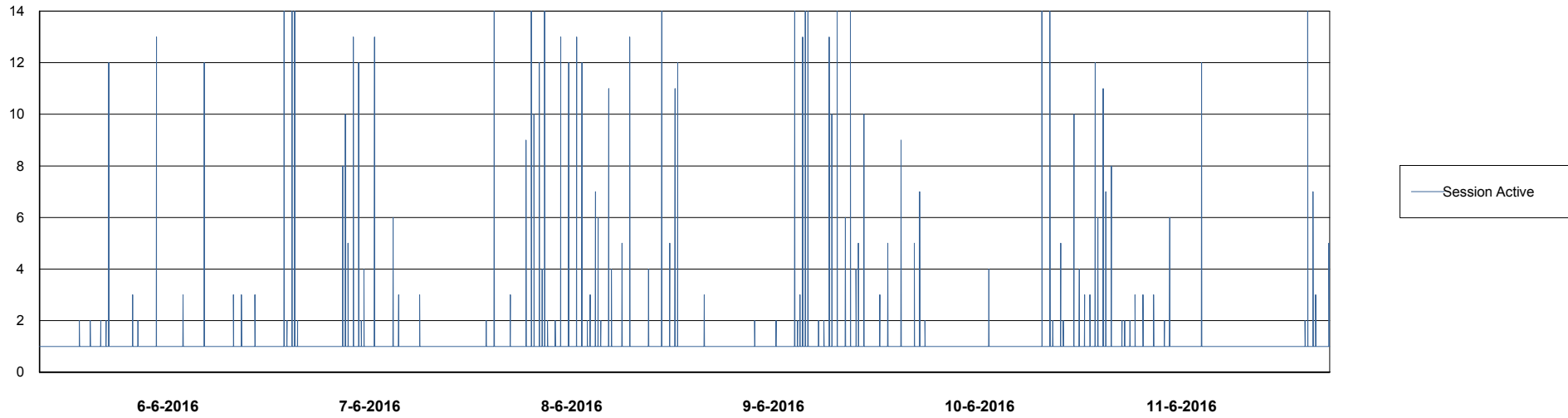
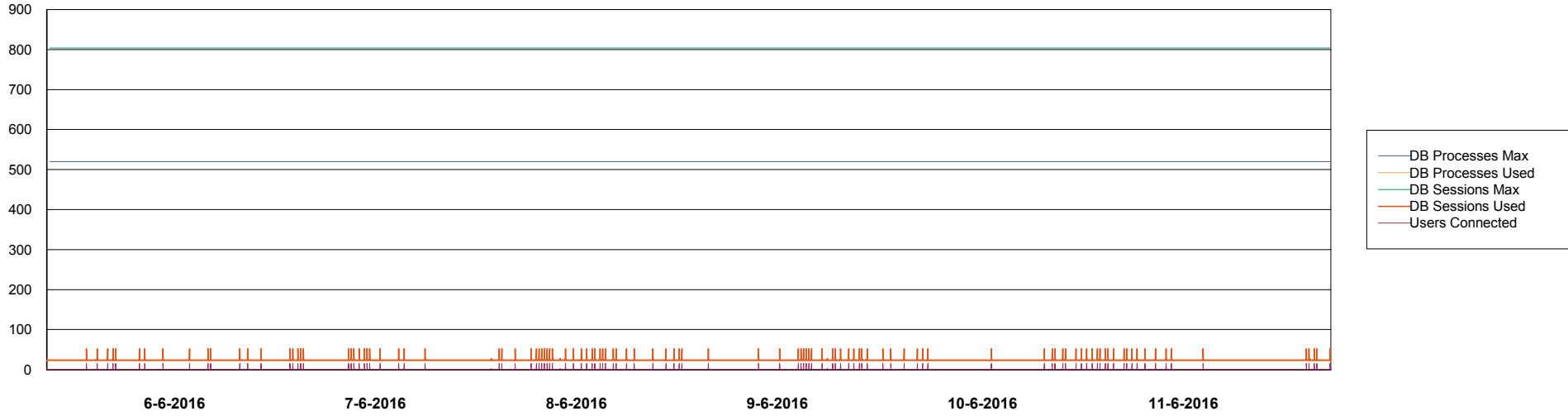
- Session Active

Weekly SLA Customer Report

Customer PCO Production
Database ID 44



DATABASE PERFORMANCE PCODB_Standby



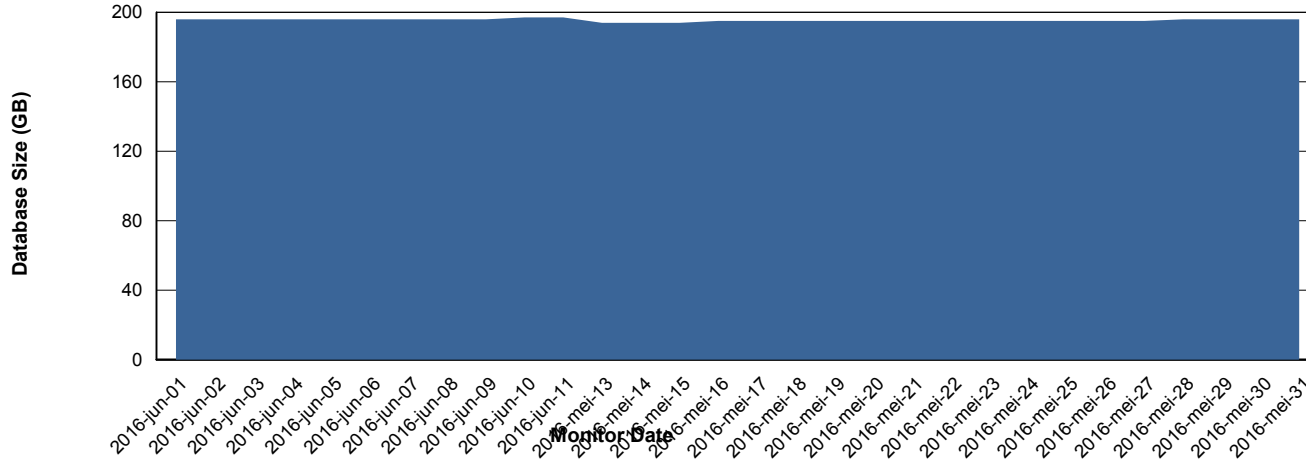
Weekly SLA Customer Report

Customer PCO Production
 Database ID 44



=====
 DATABASE SIZE PCODB_Production
 =====

Database growth over last month



=====
 DATABASE TABLESPACES PCODB_Production
 =====

TOTAL DATABASE SIZE PER TABLESPACE

Date	Tablespace Name	Filesize (Gb)	Usedsize (Gb)	Percentage free
11-6-2016	ABSDATA	88	72	18
	INDX	146	123	16
10-6-2016	ABSDATA	88	72	18
	INDX	146	123	16
9-6-2016	ABSDATA	88	72	18
	INDX	146	123	16
8-6-2016	ABSDATA	88	72	18
	INDX	146	123	16
7-6-2016	ABSDATA	88	72	18
	INDX	146	123	16
6-6-2016	ABSDATA	88	72	18
	INDX	146	123	16
5-6-2016	ABSDATA	88	72	18
	INDX	146	123	16

Weekly SLA Customer Report

Customer PCO Production
Database ID 44



=====
STANDBY DATABASE HEALTH PCO Production
=====

Recovery lag for last 7 days

