

Weekly SLA Customer Report

Customer PCO Production
 Database ID 44



=====
 HARDDISK USAGE PCO_PRD_ORACLE1
 =====

	Total disk space on C (GB)	Free disk space on C (GB)	Total disk space on D (GB)	Free disk space on D (GB)
28-5-2016	279	216	838	331
27-5-2016	279	216	838	333
26-5-2016	279	216	838	337
25-5-2016	279	216	838	341
24-5-2016	279	216	838	345
23-5-2016	279	216	838	349
22-5-2016	279	216	838	351

=====
 HARDDISK USAGE PCO_PRD_ORACLE2
 =====

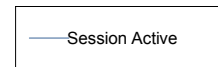
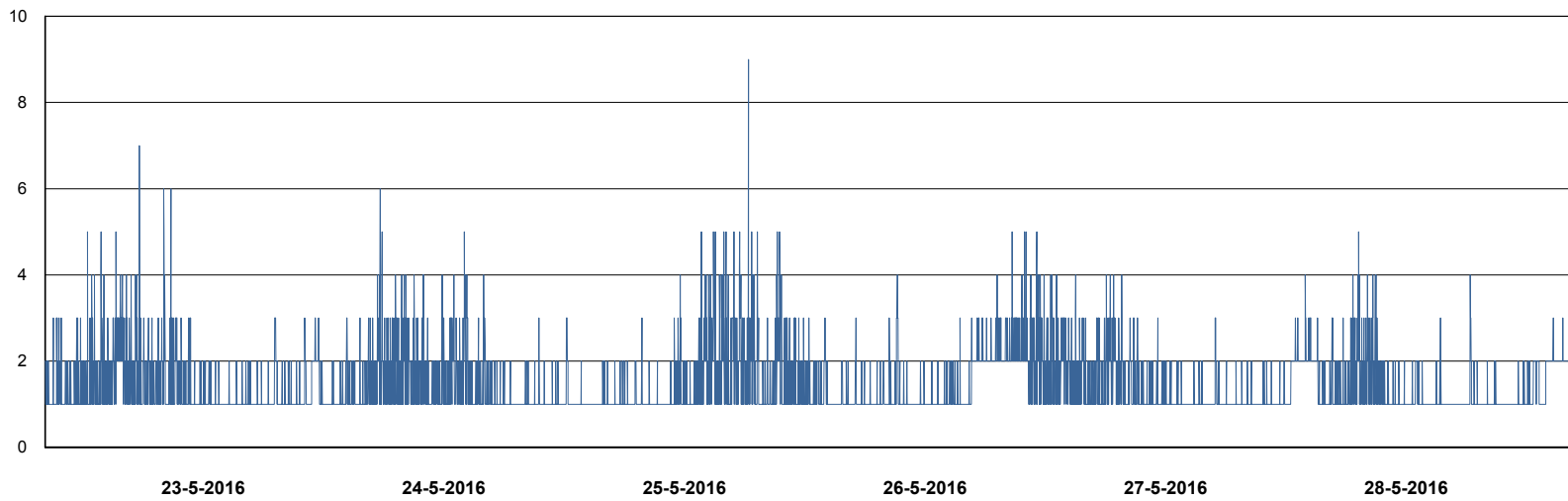
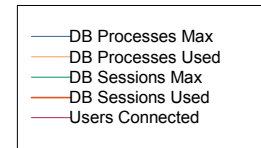
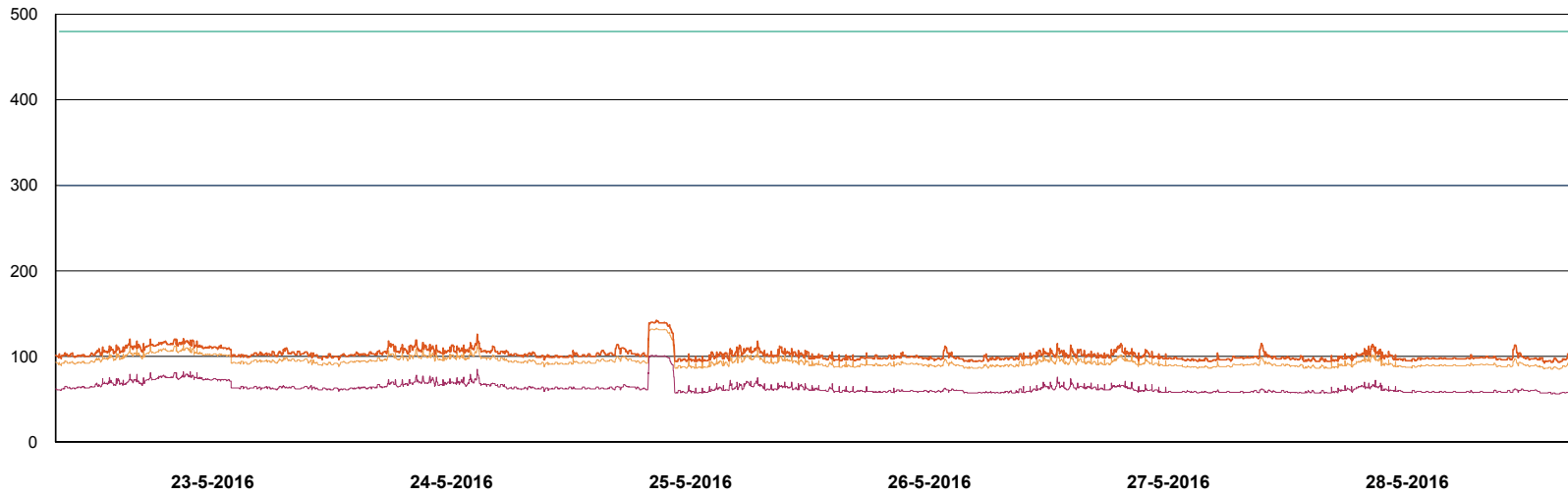
	Total disk space on C (GB)	Free disk space on C (GB)	Total disk space on D (GB)	Free disk space on D (GB)
28-5-2016	279	213	838	431
27-5-2016	279	213	838	434
26-5-2016	279	214	838	438
25-5-2016	279	214	838	442
24-5-2016	279	213	838	446
23-5-2016	279	214	838	449
22-5-2016	279	214	838	451

Weekly SLA Customer Report

Customer PCO Production
Database ID 44



DATABASE PERFORMANCE PCODB_Production



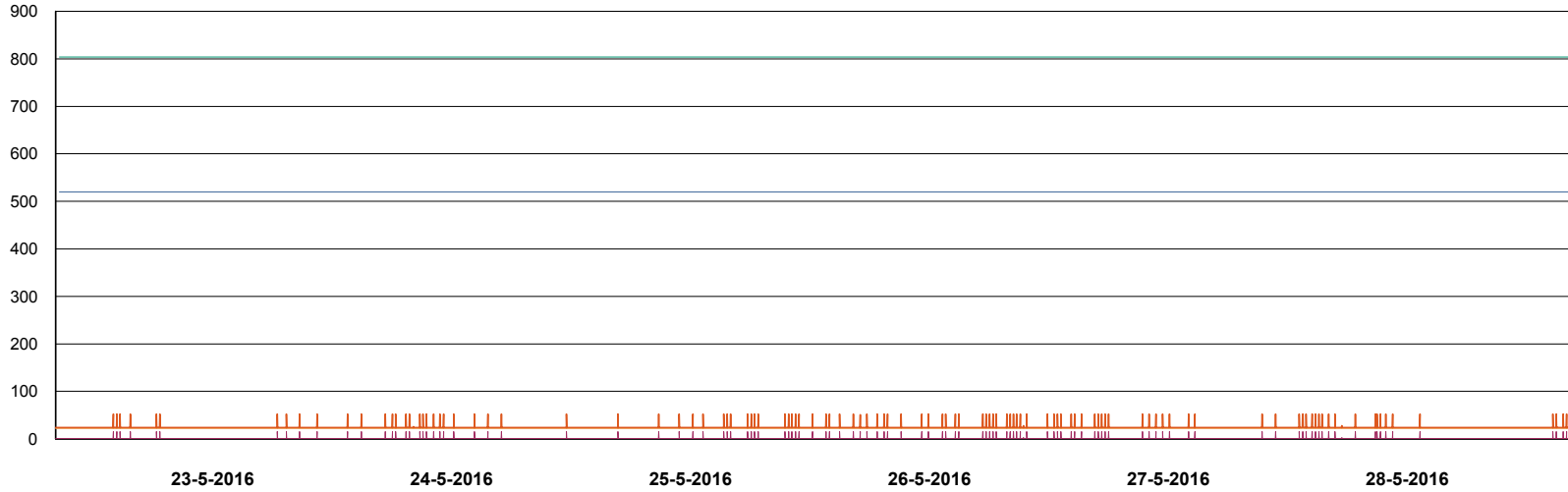
Weekly SLA Customer Report

Customer PCO Production
Database ID 44

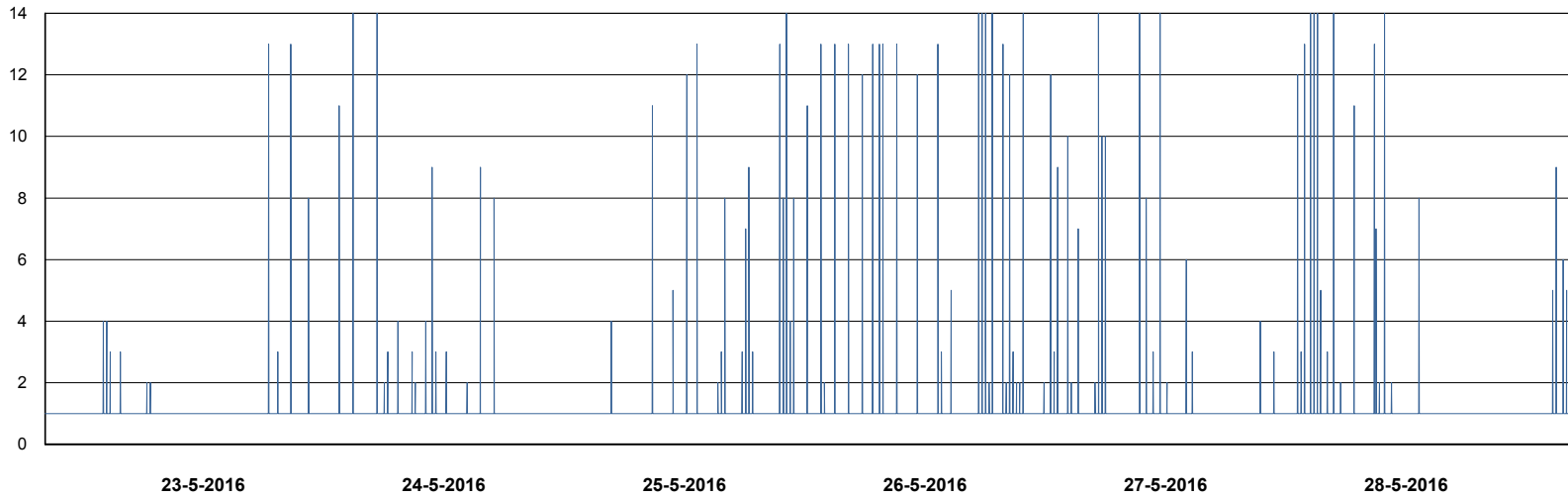


DATABASE PERFORMANCE

PCODB_Standby



- DB Processes Max
- DB Processes Used
- DB Sessions Max
- DB Sessions Used
- Users Connected



- Session Active

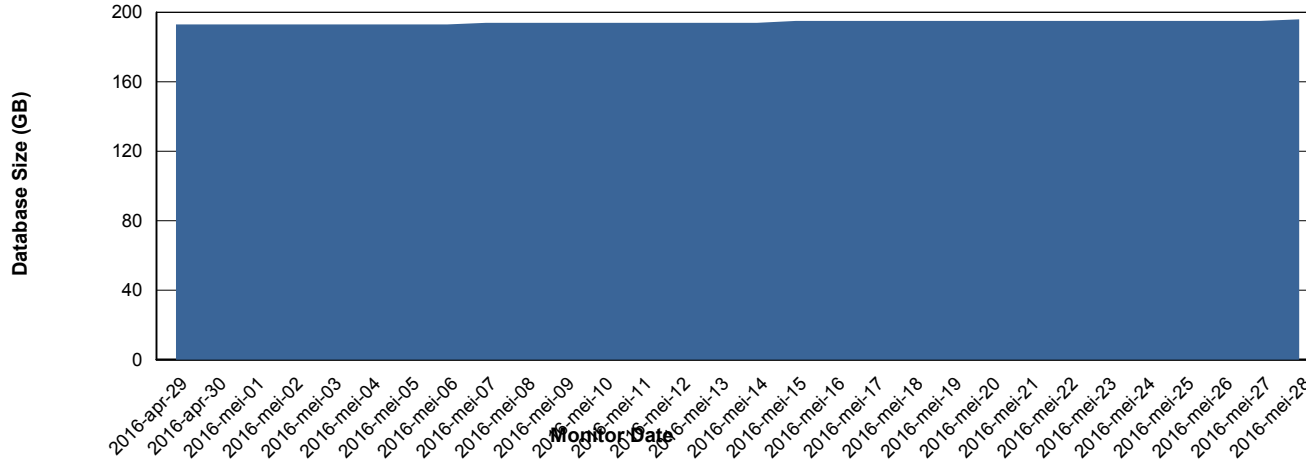
Weekly SLA Customer Report

Customer PCO Production
 Database ID 44



=====
 DATABASE SIZE PCODB_Production
 =====

Database growth over last month



=====
 DATABASE TABLESPACES PCODB_Production
 =====

TOTAL DATABASE SIZE PER TABLESPACE

Date	Tablespace Name	Filesize (Gb)	Usedsize (Gb)	Percentage free
28-5-2016	ABSDATA	88	71	19
	INDX	141	123	13
27-5-2016	ABSDATA	88	71	19
	INDX	141	123	13
26-5-2016	ABSDATA	88	71	19
	INDX	141	122	13
25-5-2016	ABSDATA	88	71	19
	INDX	141	122	13
24-5-2016	ABSDATA	88	71	19
	INDX	141	122	13
23-5-2016	ABSDATA	88	71	19
	INDX	141	122	13
22-5-2016	ABSDATA	88	71	19
	INDX	141	122	13

Weekly SLA Customer Report

Customer PCO Production
Database ID 44



=====
STANDBY DATABASE HEALTH PCO Production
=====

Recovery lag for last 7 days

