

Weekly SLA Customer Report

Customer PCO Production
 Database ID 44



=====
 HARDDISK USAGE PCO_PRD_ORACLE1
 =====

	Total disk space on C (GB)	Free disk space on C (GB)	Total disk space on D (GB)	Free disk space on D (GB)
21-5-2016	279	216	838	354
20-5-2016	279	216	838	356
19-5-2016	279	216	838	359
18-5-2016	279	216	838	363
17-5-2016	279	216	838	367
16-5-2016	279	216	838	370
15-5-2016	279	216	838	373

=====
 HARDDISK USAGE PCO_PRD_ORACLE2
 =====

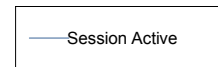
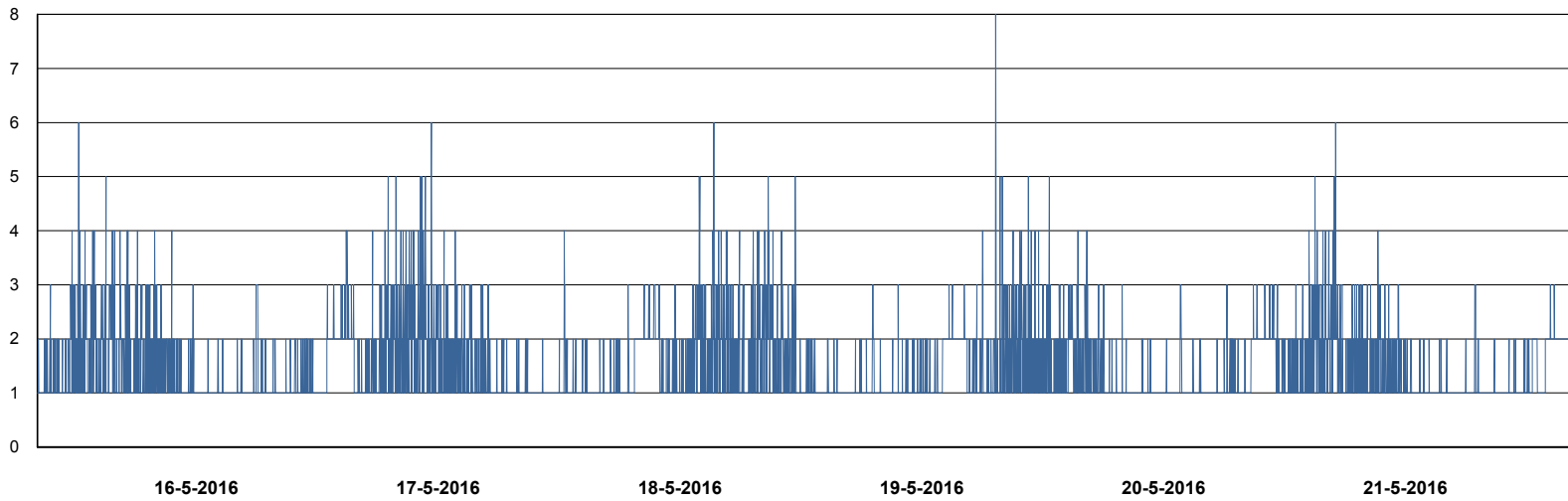
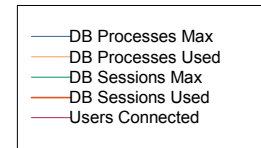
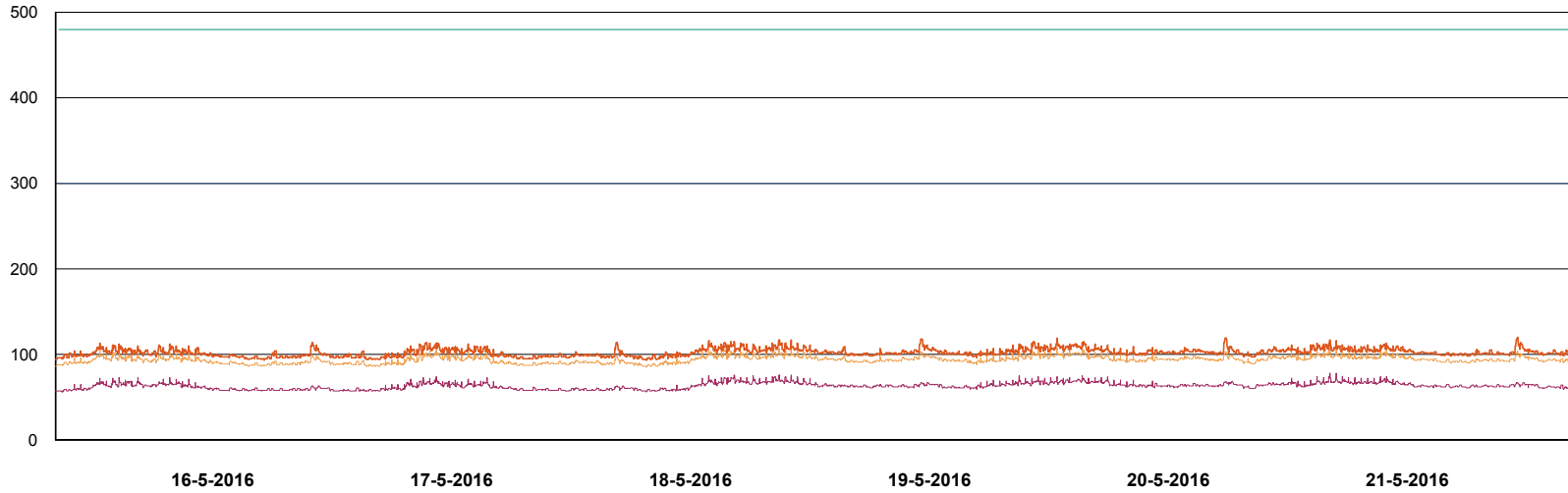
	Total disk space on C (GB)	Free disk space on C (GB)	Total disk space on D (GB)	Free disk space on D (GB)
21-5-2016	279	214	838	453
20-5-2016	279	214	838	456
19-5-2016	279	215	838	459
18-5-2016	279	215	838	463
17-5-2016	279	215	838	466
16-5-2016	279	216	838	469
15-5-2016	279	216	838	473

Weekly SLA Customer Report

Customer PCO Production
Database ID 44



DATABASE PERFORMANCE PCODB_Production

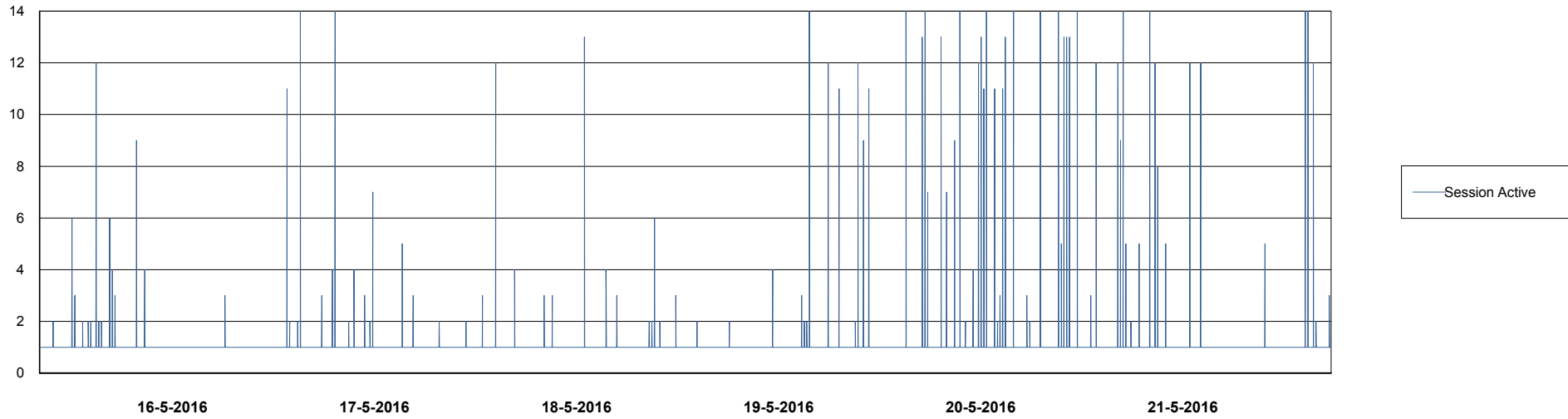
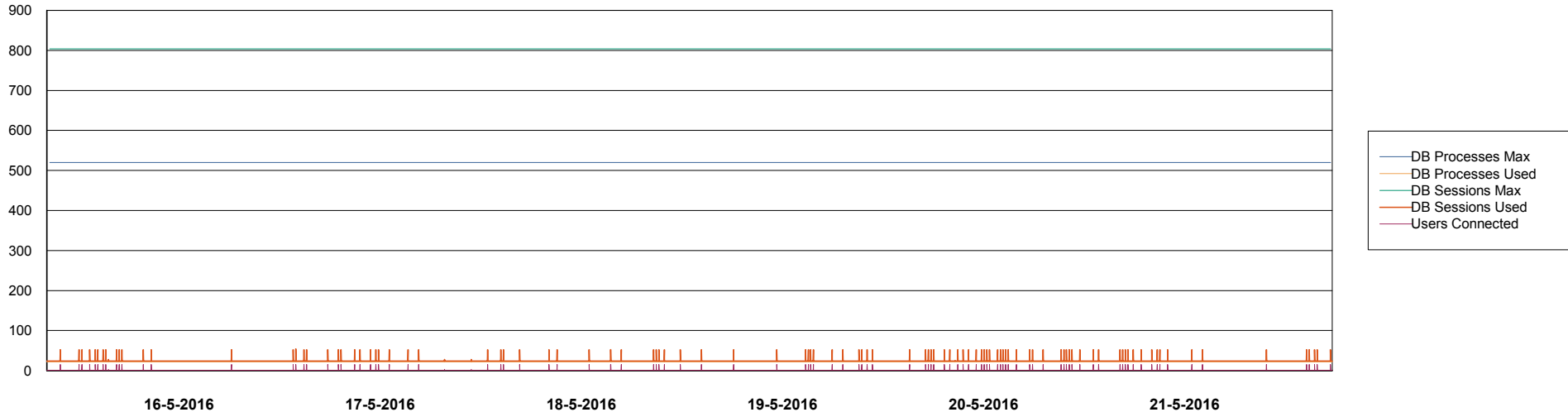


Weekly SLA Customer Report

Customer PCO Production
Database ID 44



DATABASE PERFORMANCE PCODB_Standby



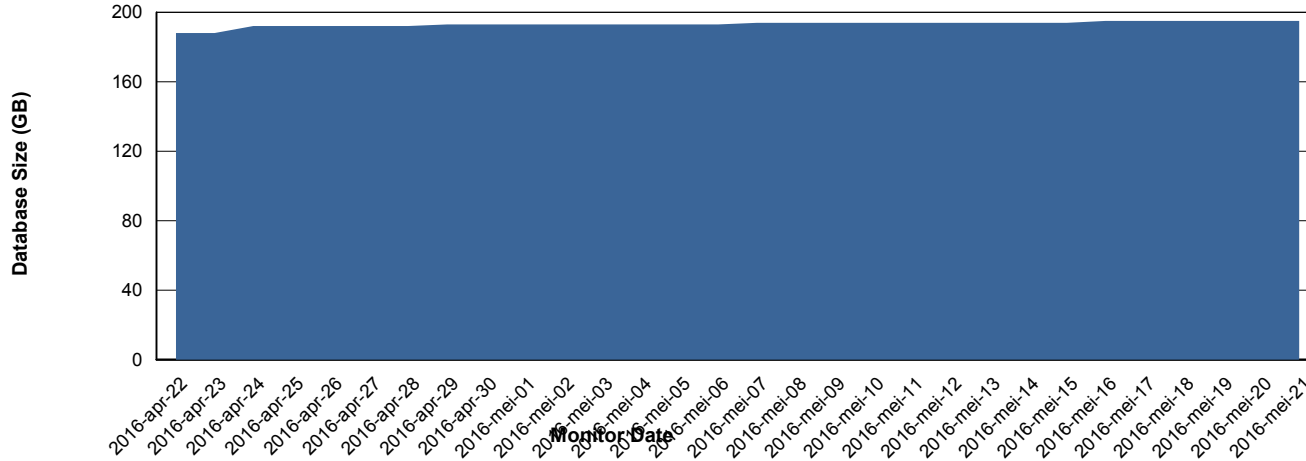
Weekly SLA Customer Report

Customer PCO Production
 Database ID 44



=====
 DATABASE SIZE PCODB_Production
 =====

Database growth over last month



=====
 DATABASE TABLESPACES PCODB_Production
 =====

TOTAL DATABASE SIZE PER TABLESPACE

Date	Tablespace Name	Filesize (Gb)	Usedsize (Gb)	Percentage free
21-5-2016	ABSDATA	88	71	19
	INDX	141	122	13
20-5-2016	ABSDATA	88	71	19
	INDX	141	122	13
19-5-2016	ABSDATA	88	71	19
	INDX	141	122	13
18-5-2016	ABSDATA	88	71	19
	INDX	141	122	13
17-5-2016	ABSDATA	88	71	19
	INDX	141	122	13
16-5-2016	ABSDATA	88	71	19
	INDX	141	122	13
15-5-2016	ABSDATA	88	71	19
	INDX	141	122	13

Weekly SLA Customer Report

Customer PCO Production
Database ID 44



=====
STANDBY DATABASE HEALTH PCO Production
=====

Recovery lag for last 7 days

