

Weekly SLA Customer Report

Customer PCO Production
 Database ID 44



=====
 HARDDISK USAGE PCO_PRD_ORACLE1
 =====

	Total disk space on C (GB)	Free disk space on C (GB)	Total disk space on D (GB)	Free disk space on D (GB)
14-5-2016	279	216	838	378
13-5-2016	279	216	838	381
12-5-2016	279	216	838	385
11-5-2016	279	216	838	389
10-5-2016	279	216	838	392
9-5-2016	279	216	838	396
8-5-2016	279	216	838	398

=====
 HARDDISK USAGE PCO_PRD_ORACLE2
 =====

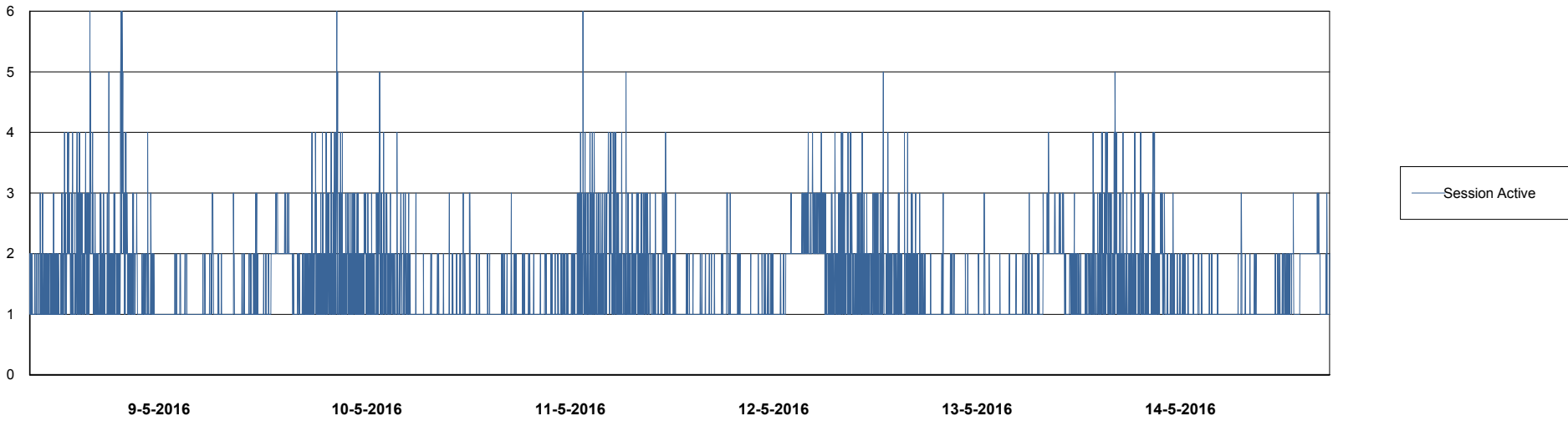
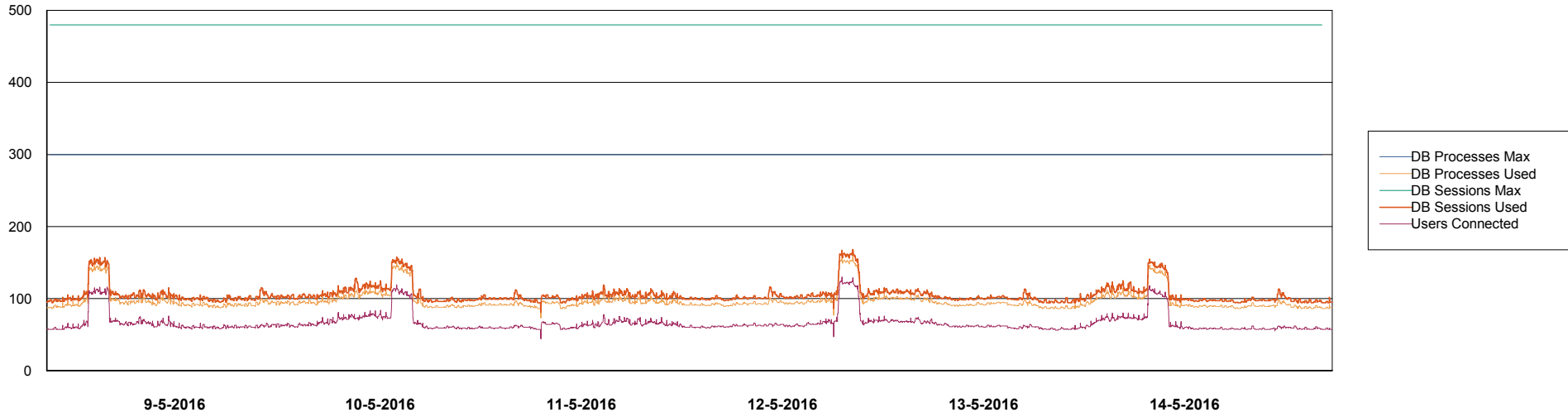
	Total disk space on C (GB)	Free disk space on C (GB)	Total disk space on D (GB)	Free disk space on D (GB)
14-5-2016	279	216	838	477
13-5-2016	279	216	838	480
12-5-2016	279	214	838	483
11-5-2016	279	211	838	487
10-5-2016	279	211	838	491
9-5-2016	279	211	838	494
8-5-2016	279	212	838	496

Weekly SLA Customer Report

Customer PCO Production
Database ID 44



DATABASE PERFORMANCE PCODB_Production

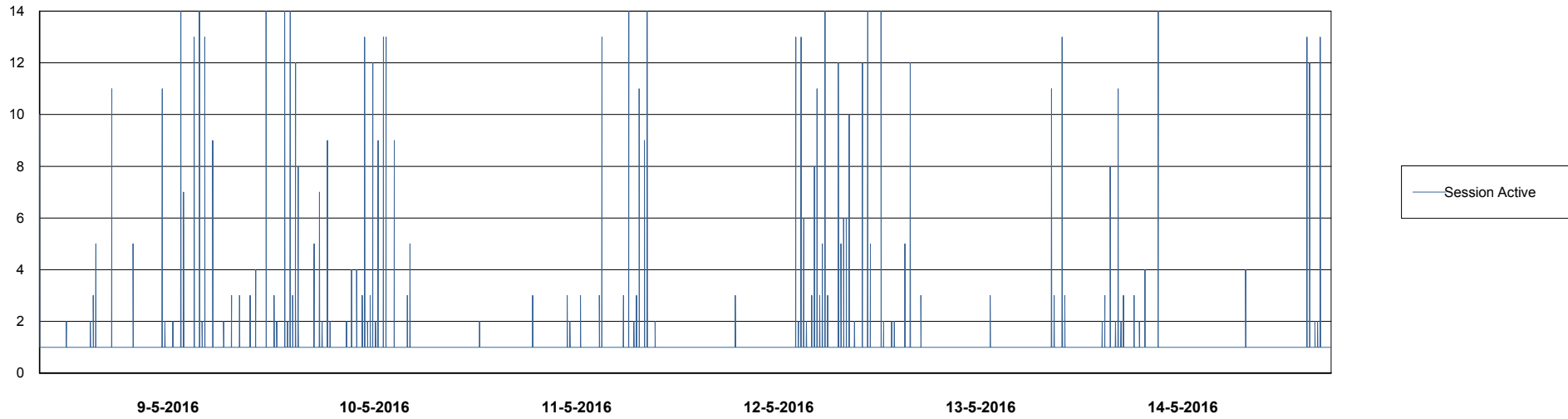
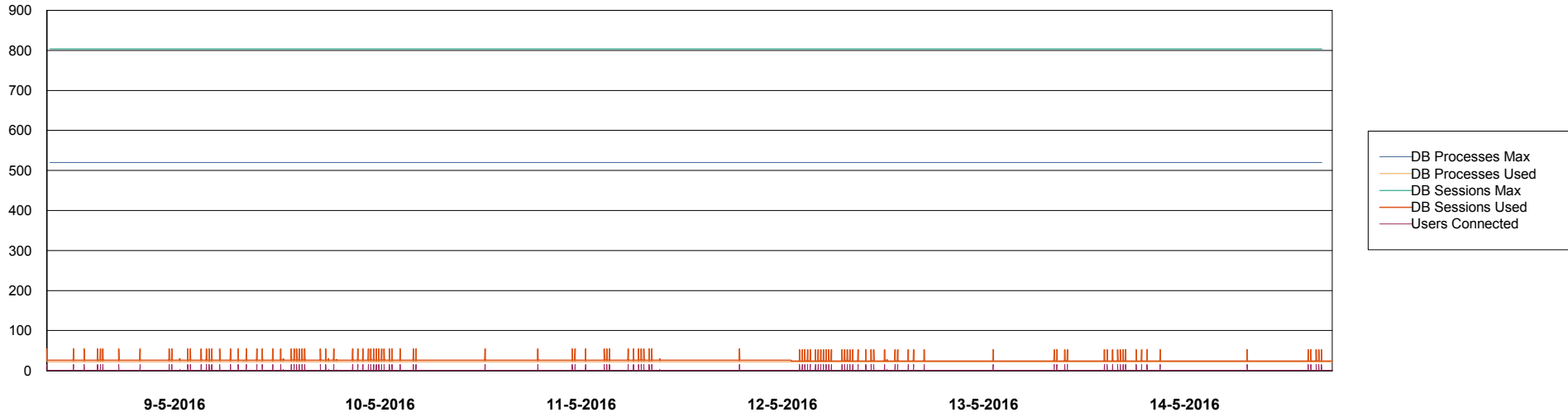


Weekly SLA Customer Report

Customer PCO Production
Database ID 44



DATABASE PERFORMANCE PCODB_Standby



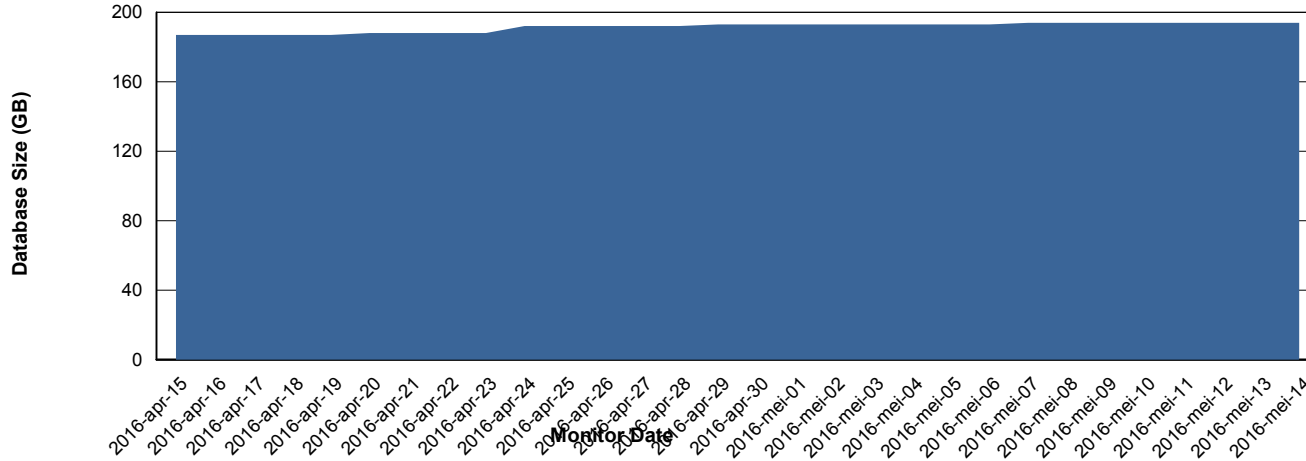
Weekly SLA Customer Report

Customer PCO Production
 Database ID 44



=====
 DATABASE SIZE PCODB_Production
 =====

Database growth over last month



=====
 DATABASE TABLESPACES PCODB_Production
 =====

TOTAL DATABASE SIZE PER TABLESPACE

Date	Tablespace Name	Filesize (Gb)	Usedsize (Gb)	Percentage free
14-5-2016	ABSDATA	88	71	19
	INDX	141	122	13
13-5-2016	ABSDATA	88	71	19
	INDX	141	122	13
12-5-2016	ABSDATA	88	71	19
	INDX	141	122	13
11-5-2016	ABSDATA	88	71	19
	INDX	141	121	14
10-5-2016	ABSDATA	88	71	19
	INDX	141	121	14
9-5-2016	ABSDATA	88	71	19
	INDX	141	121	14
8-5-2016	ABSDATA	88	71	19
	INDX	141	121	14

Weekly SLA Customer Report

Customer PCO Production
Database ID 44



=====
STANDBY DATABASE HEALTH PCO Production
=====

Recovery lag for last 7 days

