

## Weekly SLA Customer Report

Customer      PCO Production  
 Database ID    44



=====  
 HARDDISK USAGE    PCO\_PRD\_ORACLE1  
 =====

	Total disk space on C (GB)	Free disk space on C (GB)	Total disk space on D (GB)	Free disk space on D (GB)
23-4-2016	279	216	838	365
22-4-2016	279	216	838	243
21-4-2016	279	216	838	227
20-4-2016	279	216	838	230
19-4-2016	279	217	838	230
18-4-2016	279	217	838	233
17-4-2016	279	217	838	234

=====  
 HARDDISK USAGE    PCO\_PRD\_ORACLE2  
 =====

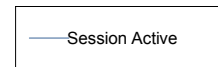
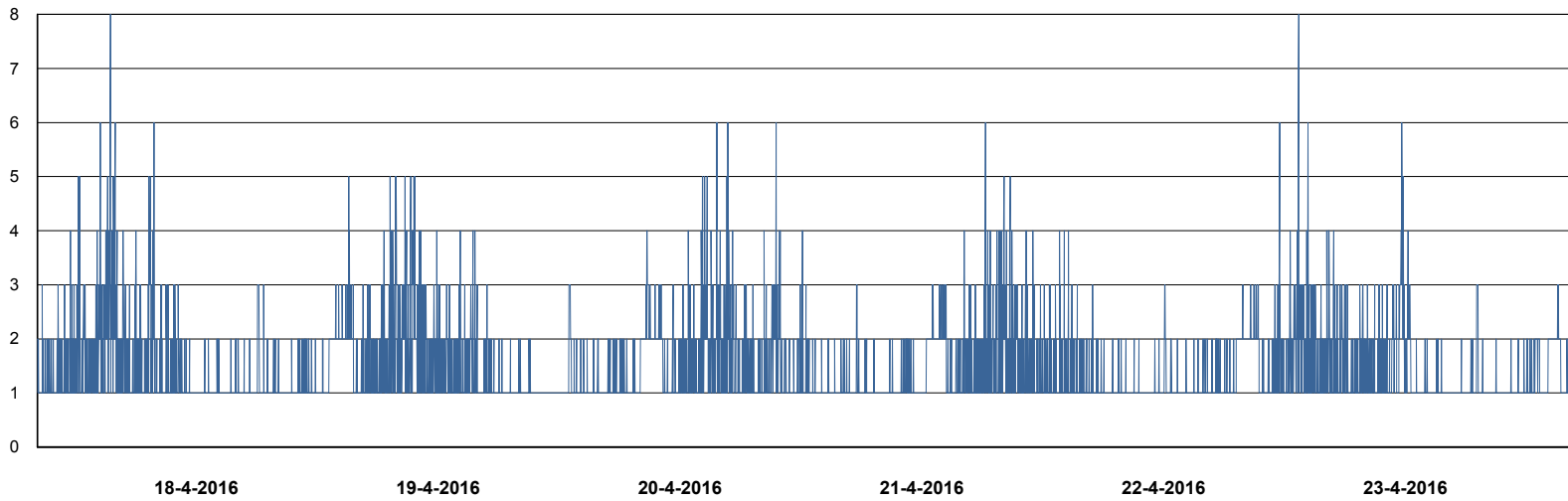
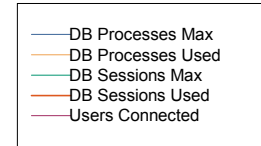
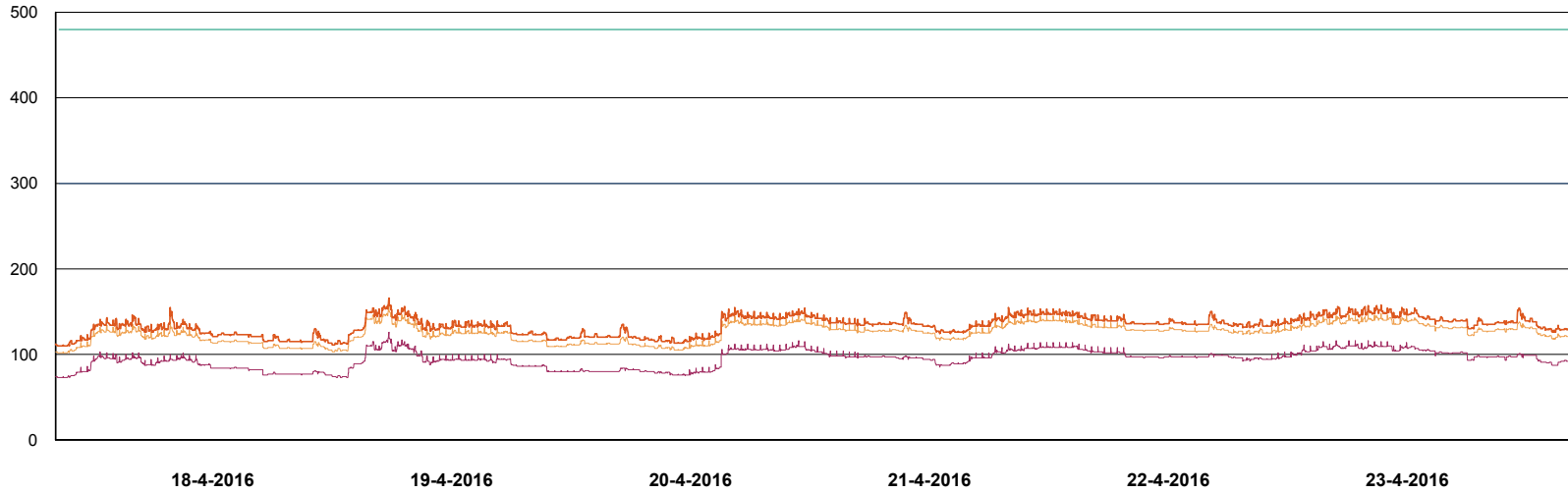
	Total disk space on C (GB)	Free disk space on C (GB)	Total disk space on D (GB)	Free disk space on D (GB)
23-4-2016	279	216	838	538
22-4-2016	279	216	838	349
21-4-2016	279	216	838	328
20-4-2016	279	216	838	331
19-4-2016	279	216	838	333
18-4-2016	279	216	838	336
17-4-2016	279	216	838	338

# Weekly SLA Customer Report

Customer PCO Production  
Database ID 44



## DATABASE PERFORMANCE PCODB\_Production

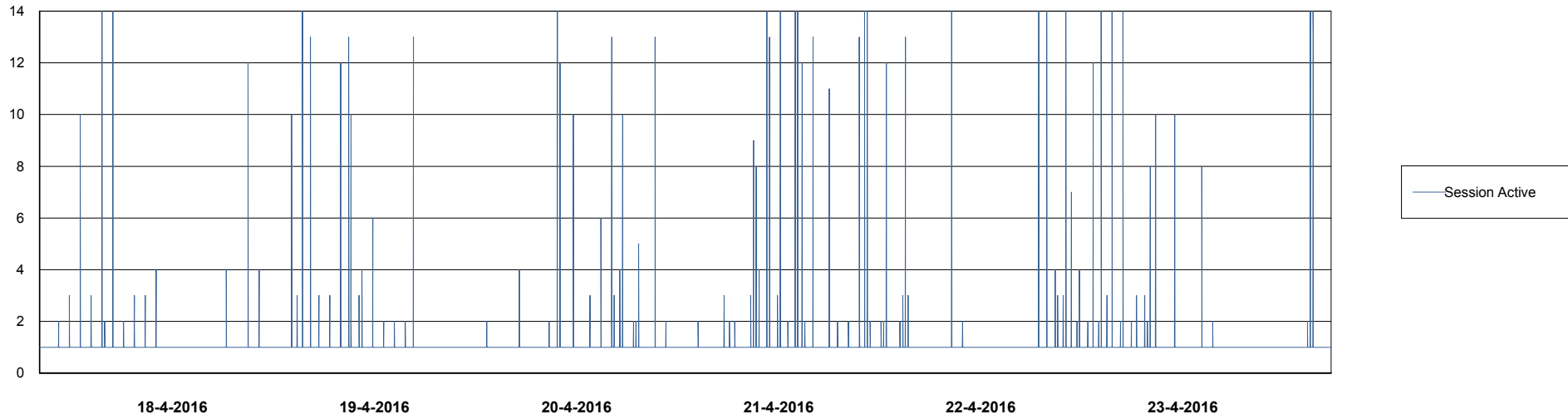
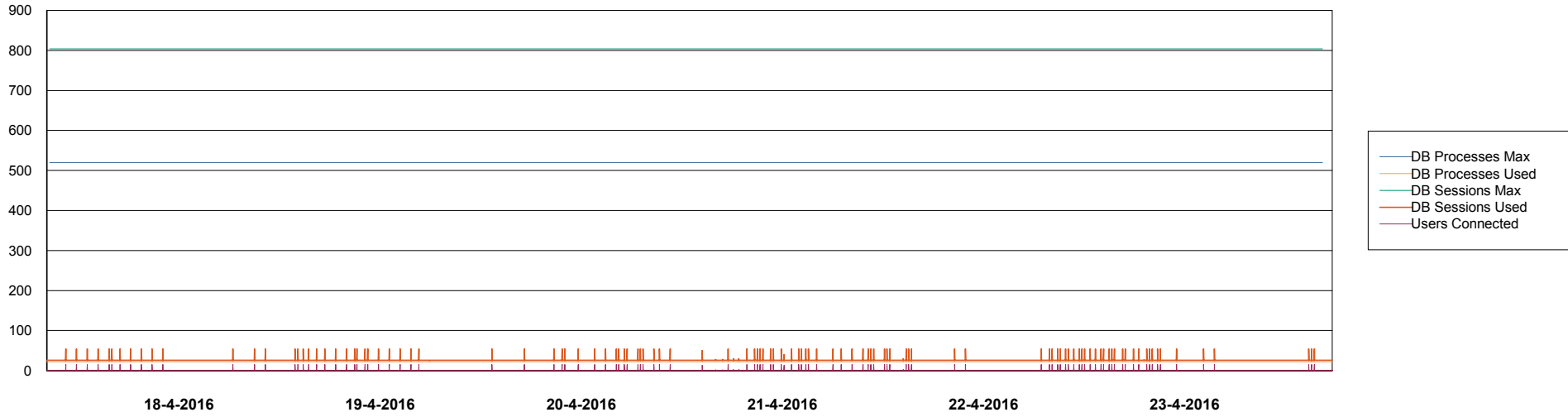


# Weekly SLA Customer Report

Customer PCO Production  
Database ID 44



## DATABASE PERFORMANCE PCODB\_Standby



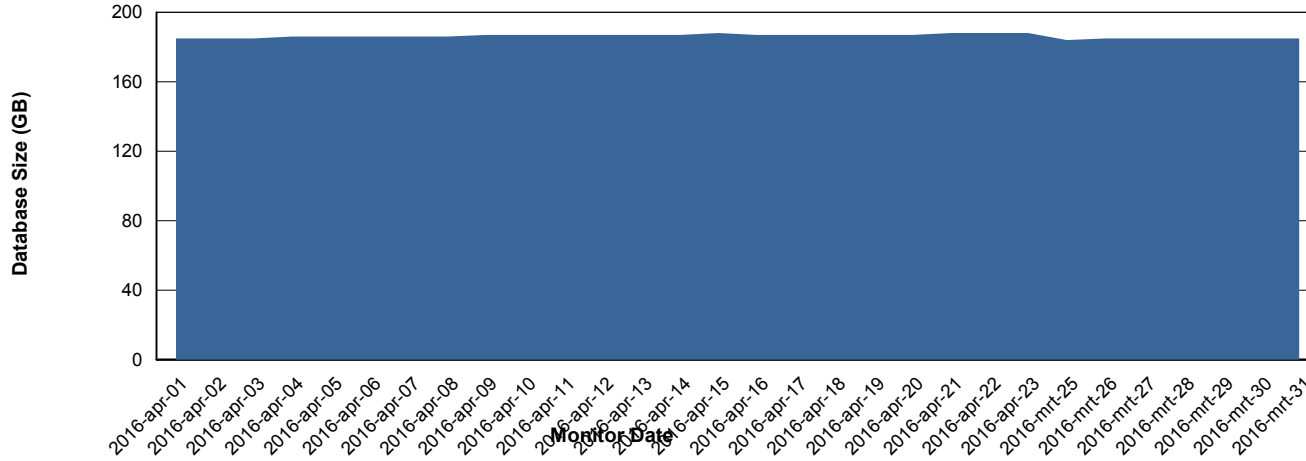
# Weekly SLA Customer Report

Customer PCO Production  
 Database ID 44



=====  
 DATABASE SIZE PCODB\_Production  
 =====

## Database growth over last month



=====  
 DATABASE TABLESPACES PCODB\_Production  
 =====

### TOTAL DATABASE SIZE PER TABLESPACE

Date	Tablespace Name	Filesize (Gb)	Usedsize (Gb)	Percentage free
23-4-2016	ABSDATA	88	70	20
	INDX	141	116	18
22-4-2016	ABSDATA	88	70	20
	INDX	141	116	18
21-4-2016	ABSDATA	88	70	20
	INDX	141	116	18
20-4-2016	ABSDATA	88	70	20
	INDX	141	116	18
19-4-2016	ABSDATA	88	70	20
	INDX	141	116	18
18-4-2016	ABSDATA	88	70	20
	INDX	141	116	18
17-4-2016	ABSDATA	88	70	20
	INDX	141	116	18

# Weekly SLA Customer Report

Customer PCO Production  
Database ID 44



=====  
STANDBY DATABASE HEALTH PCO Production  
=====

### Recovery lag for last 7 days

