

## Weekly SLA Customer Report

Customer      CSC\_Production  
 Database ID    50



=====  
 HARDDISK USAGE    CSC\_PRD\_ABSSRV  
 =====

	Total disk space on C (GB)	Free disk space on C (GB)	Total disk space on D (GB)	Free disk space on D (GB)	Total disk space on E (GB)	Free disk space on E (GB)
16-4-2016	102	51	220	130	325	61
15-4-2016	102	51	220	130	325	61
14-4-2016	102	52	220	130	325	61
13-4-2016	102	52	220	130	325	61
12-4-2016	102	52	220	130	325	61
11-4-2016	102	52	220	130	325	61
10-4-2016	102	52	220	130	325	61

=====  
 HARDDISK USAGE    CSC\_PRD\_ABS01  
 =====

	Total disk space on C (GB)	Free disk space on C (GB)	Total disk space on D (GB)	Free disk space on D (GB)	Total disk space on E (GB)	Free disk space on E (GB)
16-4-2016	110	36	210	113	500	215
15-4-2016	110	36	210	113	500	215
14-4-2016	110	37	210	113	500	215
13-4-2016	110	38	210	113	500	215
12-4-2016	110	38	210	113	500	215
11-4-2016	110	38	210	113	500	215
10-4-2016	110	38	210	113	500	215

## Weekly SLA Customer Report

Customer      CSC\_Production  
 Database ID    50



=====  
 HARDDISK USAGE    CSC\_PRD\_ABS02  
 =====

	Total disk space on C (GB)	Free disk space on C (GB)
16-4-2016	80	46
15-4-2016	80	46
14-4-2016	80	46
13-4-2016	80	46
12-4-2016	80	46
11-4-2016	80	46
10-4-2016	80	46

=====  
 HARDDISK USAGE    CSC\_PRD\_SRV-DB-ABS  
 =====

	Total disk space on C (GB)	Free disk space on C (GB)	Total disk space on D (GB)	Free disk space on D (GB)	Total disk space on E (GB)	Free disk space on E (GB)
16-4-2016	145	69	294	40	679	217
15-4-2016	145	69	294	40	679	248
14-4-2016	145	69	294	40	679	207
13-4-2016	145	70	294	40	679	261
12-4-2016	145	70	294	40	679	234
11-4-2016	145	69	294	40	679	196
10-4-2016	145	69	294	40	679	223

## Weekly SLA Customer Report

Customer      CSC\_Production  
 Database ID    50



=====  
 HARDDISK USAGE    CSC\_PRD\_SRV-DB-ABS4  
 =====

	Total disk space on C (GB)	Free disk space on C (GB)	Total disk space on D (GB)	Free disk space on D (GB)	Total disk space on E (GB)	Free disk space on E (GB)
16-4-2016	100	73	500	409	500	292
15-4-2016	100	73	500	409	500	281
14-4-2016	100	73	500	409	500	278
13-4-2016	100	73	500	409	500	280
12-4-2016	100	74	500	409	500	283
11-4-2016	100	74	500	409	500	286
10-4-2016	100	74	500	409	500	288

=====  
 HARDDISK USAGE    CSC\_PRD\_WEBSRV  
 =====

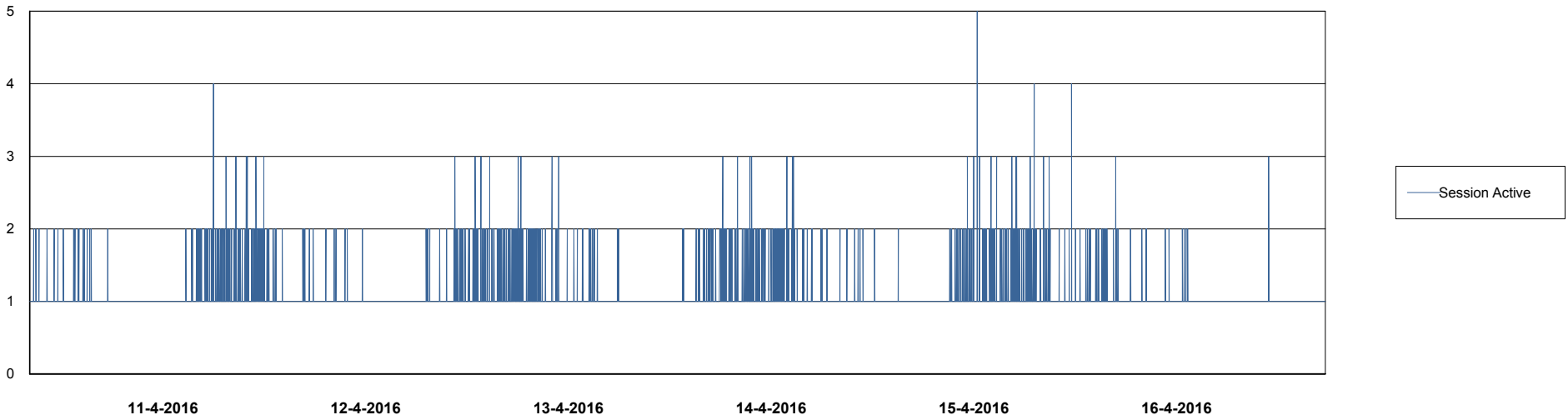
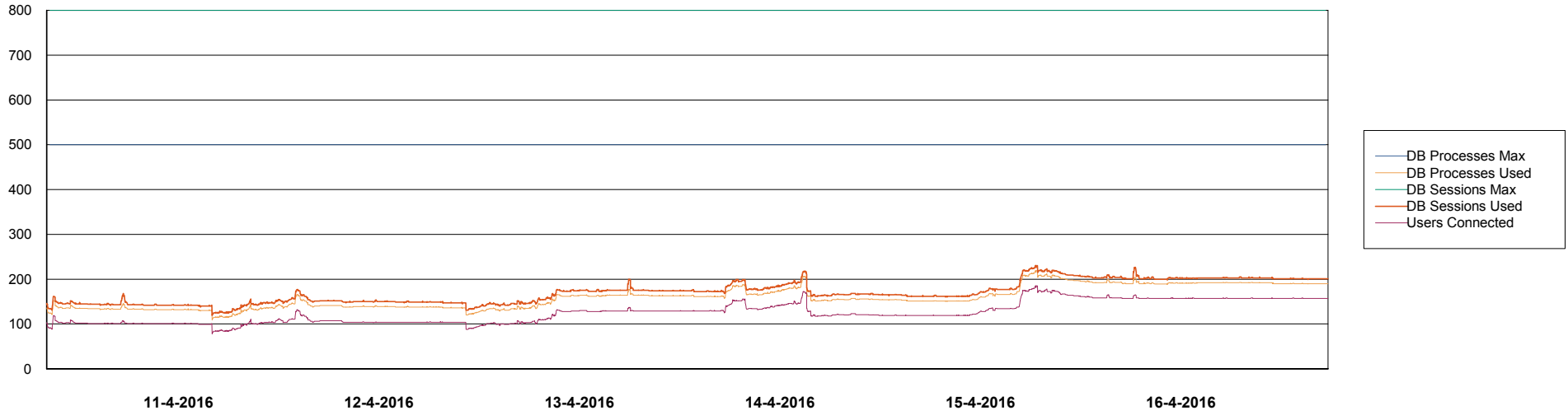
	Used disk space on C (GB)	Total disk space on C (GB)	Free disk space on C (GB)
16-4-2016	37	59	21
15-4-2016	37	59	21
14-4-2016	37	59	21
13-4-2016	37	59	21
12-4-2016	37	59	21
11-4-2016	37	59	21
10-4-2016	37	59	21

# Weekly SLA Customer Report

Customer CSC\_Production  
Database ID 50



DATABASE PERFORMANCE CSCDB\_Production



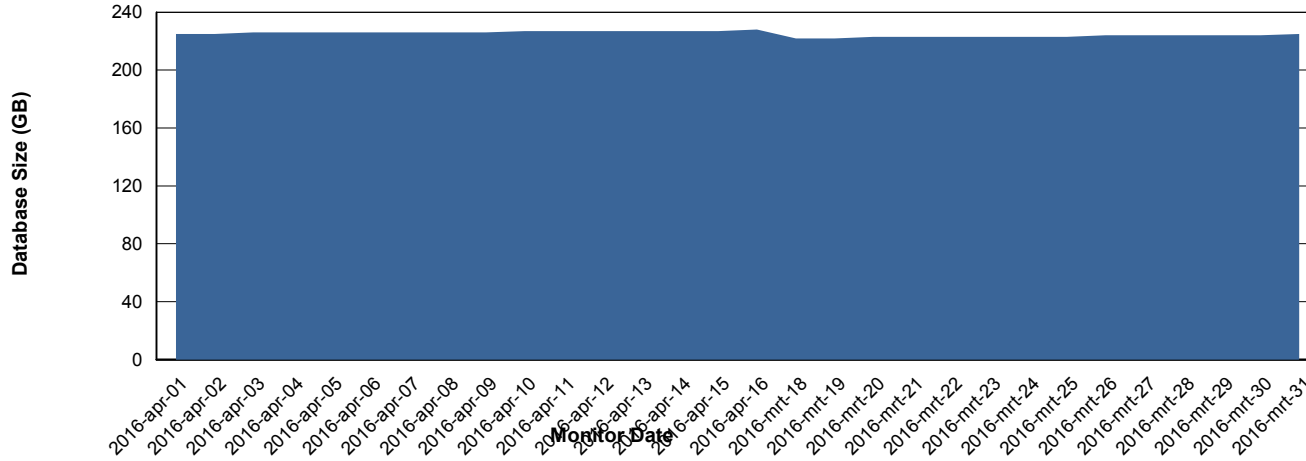
# Weekly SLA Customer Report

Customer CSC\_Production  
 Database ID 50



=====  
 DATABASE SIZE CSCDB\_Production  
 =====

## Database growth over last month



=====  
 DATABASE TABLESPACES CSCDB\_Production  
 =====

### TOTAL DATABASE SIZE PER TABLESPACE

Date	Tablespace Name	Filesize (Gb)	Usedsize (Gb)	Percentage free
16-4-2016	ABSDATA	89	72	19
	INDX	183	152	17
15-4-2016	ABSDATA	89	72	19
	INDX	183	152	17
14-4-2016	ABSDATA	89	72	19
	INDX	183	152	17
13-4-2016	ABSDATA	89	72	19
	INDX	183	152	17
12-4-2016	ABSDATA	89	72	19
	INDX	183	152	17
11-4-2016	ABSDATA	89	72	19
	INDX	183	152	17
10-4-2016	ABSDATA	89	72	19
	INDX	183	152	17

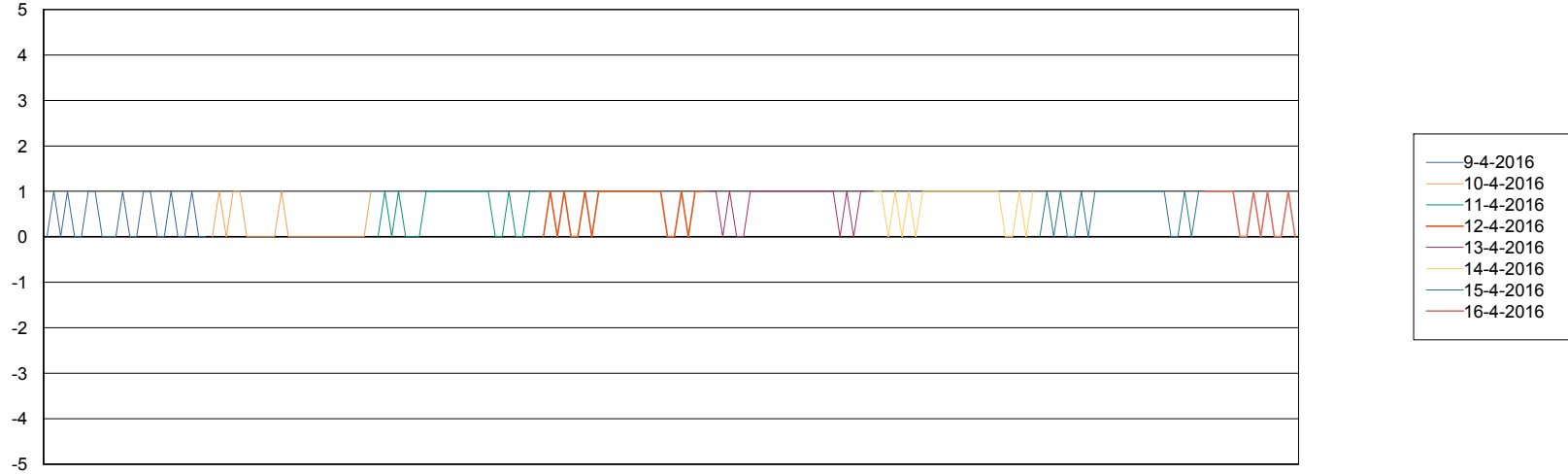
# Weekly SLA Customer Report

Customer CSC\_Production  
Database ID 50



=====  
STANDBY DATABASE HEALTH CSC\_Production  
=====

### Recovery lag for last 7 days




# Weekly SLA Customer Report

Customer CSC\_Production  
Database ID 50

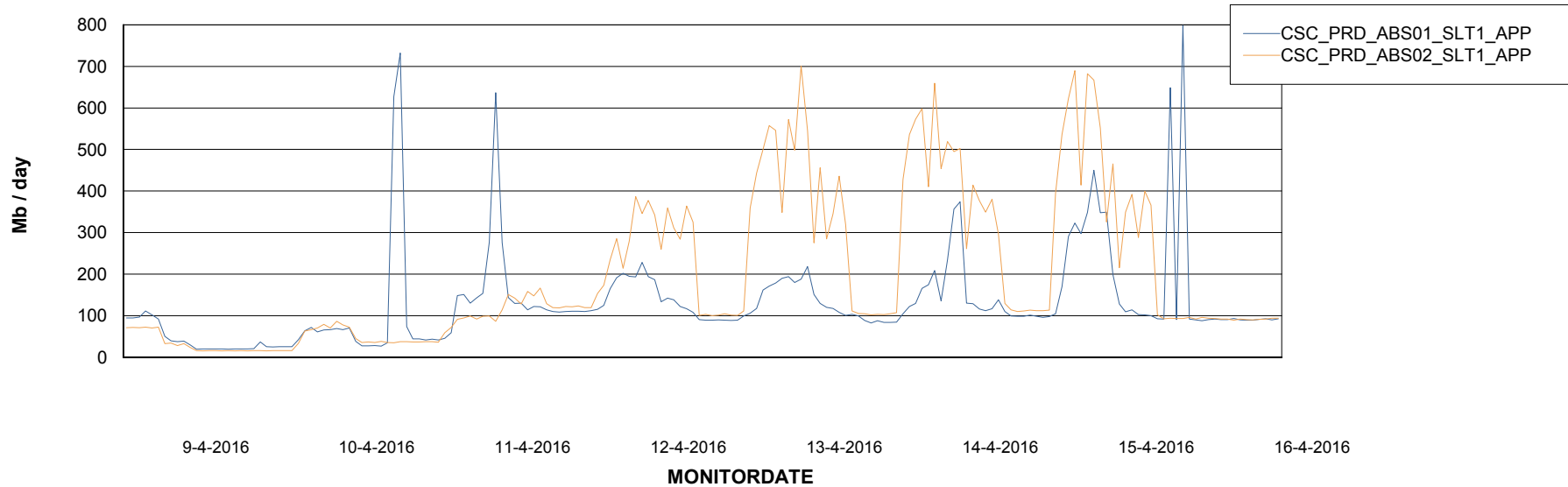


## ABSolute Application Server Services

### Disaster per ABS Server



### Avg memory used per ABS Server Service



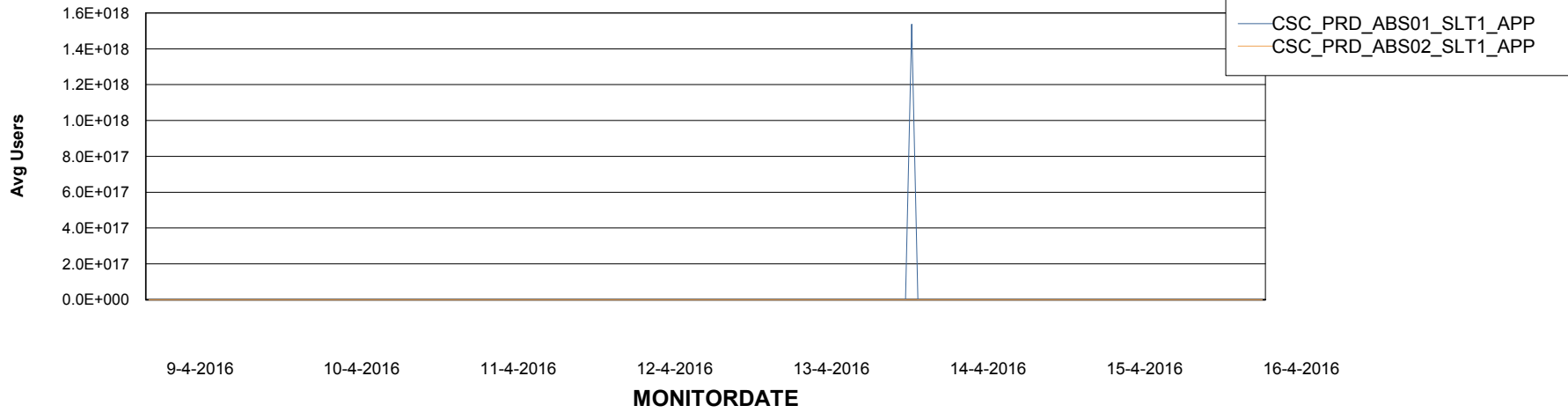
# Weekly SLA Customer Report

Customer CSC\_Production  
Database ID 50



=====  
ABSSolute Application Server Services  
=====

### Avg users per day per ABS server




# Weekly SLA Customer Report

Customer CSC\_Production  
Database ID 50

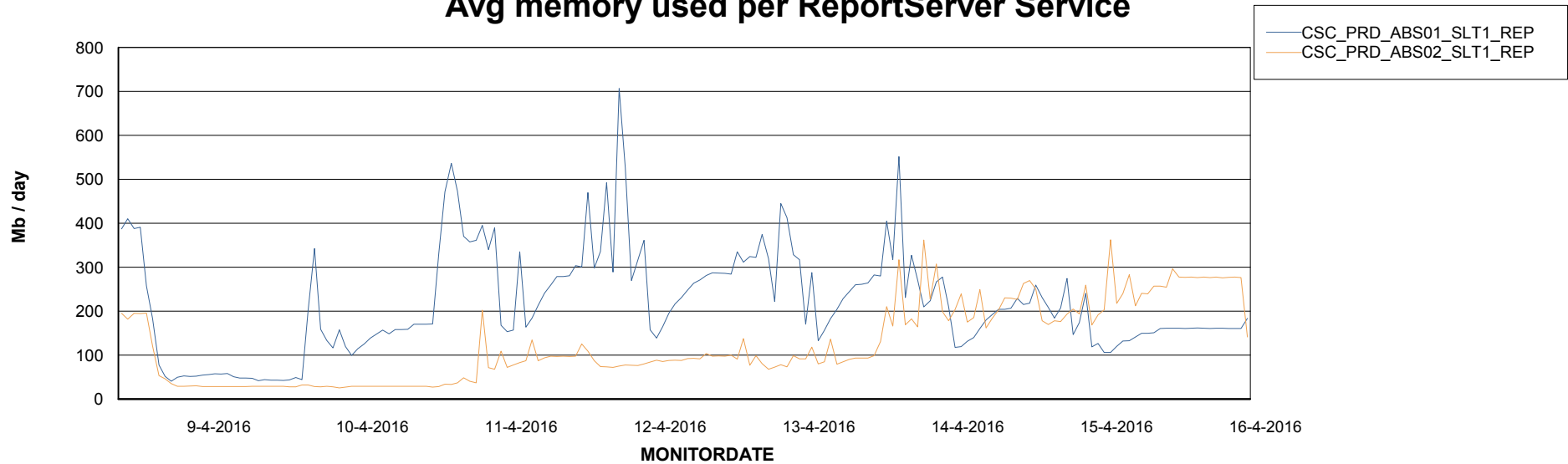


=====  
ABSolute Application ReportServer Services  
=====

## Disaster per ReportServer



## Avg memory used per ReportServer Service



# Weekly SLA Customer Report

Customer CSC\_Production  
Database ID 50



## Disaster per ABS component

