

# Weekly SLA Customer Report

Customer PCO Production  
 Database ID 44



=====  
 HARDDISK USAGE PCO\_PRD\_ORACLE1  
 =====

	Total disk space on C (GB)	Free disk space on C (GB)	Total disk space on D (GB)	Free disk space on D (GB)
9-4-2016	279	217	838	363
8-4-2016	279	217	838	315
7-4-2016	279	217	838	236
6-4-2016	279	217	838	104
5-4-2016	279	217	838	57
4-4-2016	279	217	838	60
3-4-2016	279	217	838	75

=====  
 HARDDISK USAGE PCO\_PRD\_ORACLE2  
 =====

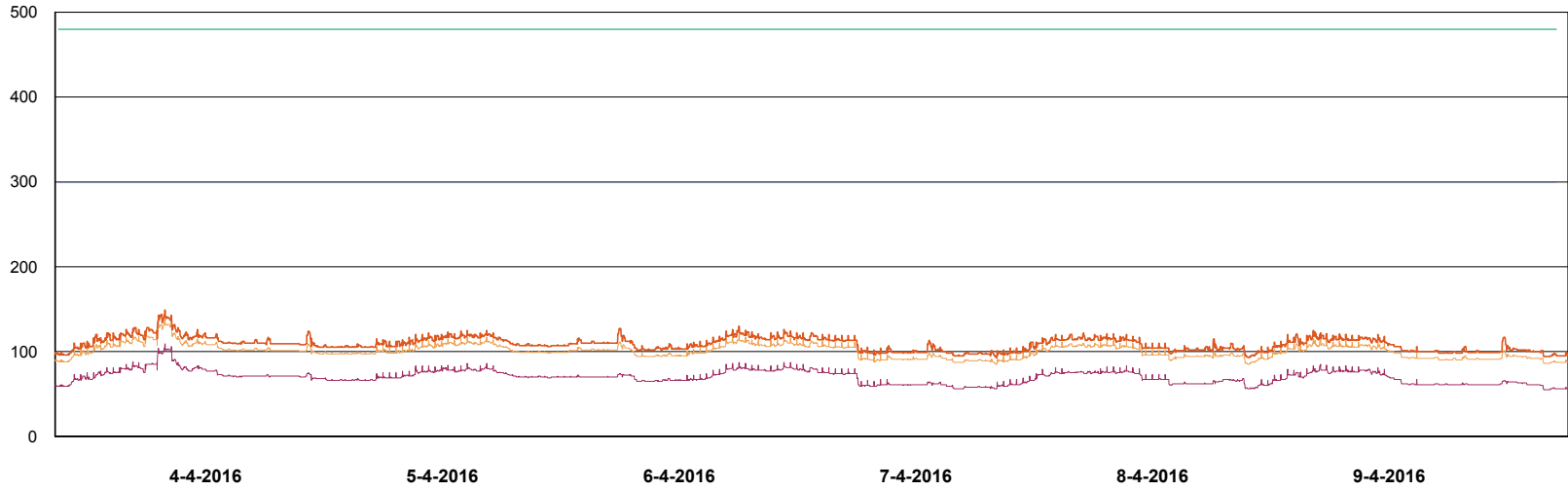
	Total disk space on C (GB)	Free disk space on C (GB)	Total disk space on D (GB)	Free disk space on D (GB)
9-4-2016	279	211	838	360
8-4-2016	279	212	838	362
7-4-2016	279	213	838	365
6-4-2016	279	213	838	367
5-4-2016	279	214	838	370
4-4-2016	279	214	838	373
3-4-2016	279	213	838	375

# Weekly SLA Customer Report

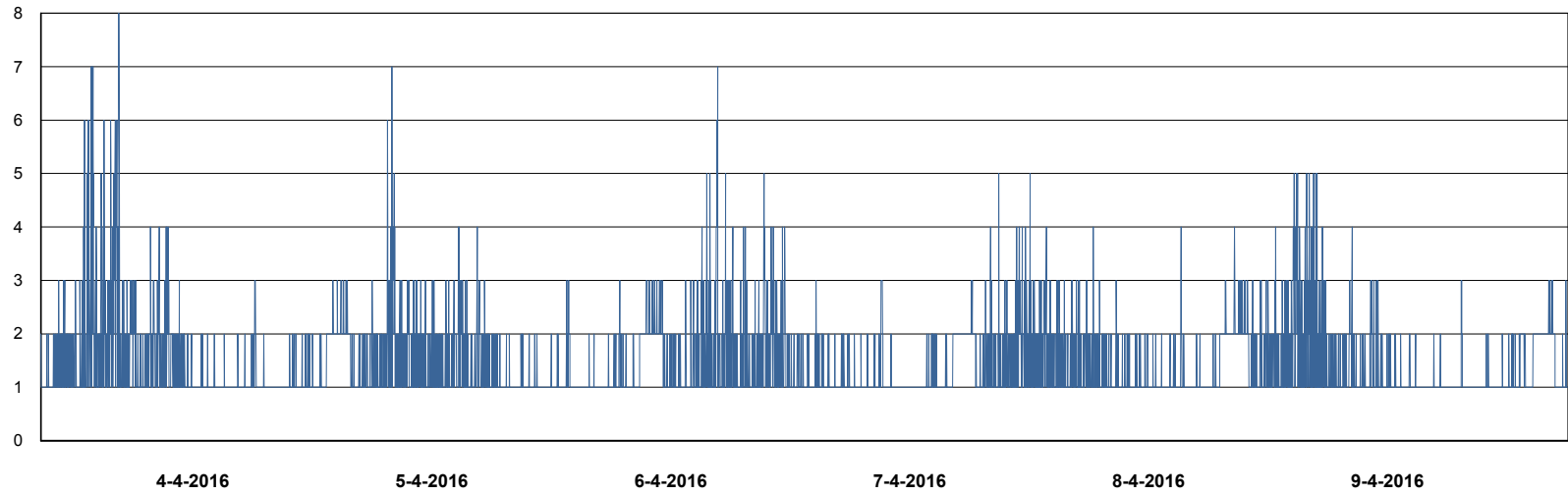
Customer PCO Production  
Database ID 44



DATABASE PERFORMANCE PCODB\_Production



- DB Processes Max
- DB Processes Used
- DB Sessions Max
- DB Sessions Used
- Users Connected



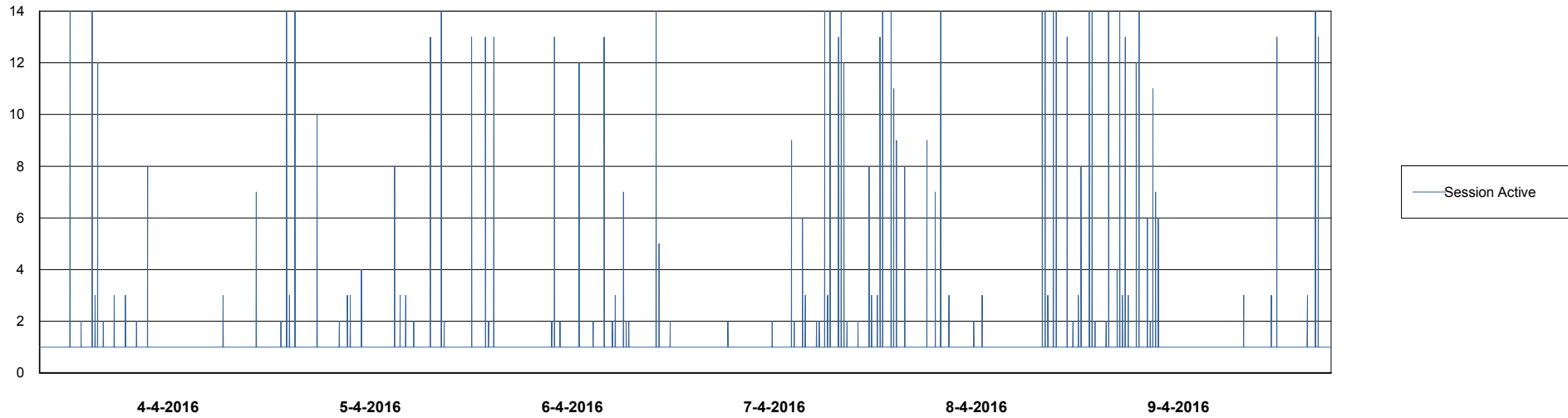
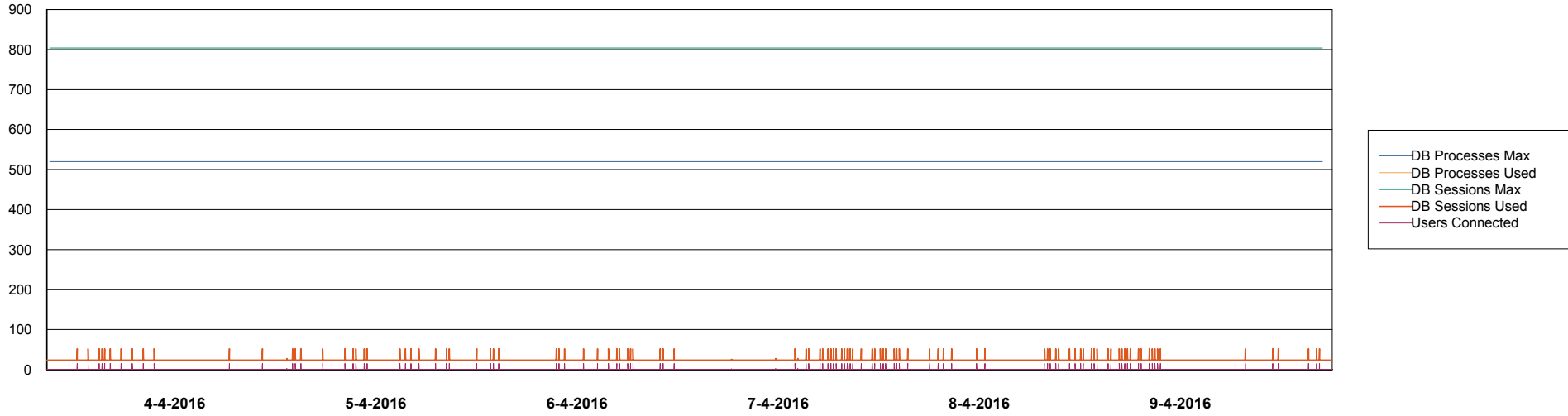
- Session Active

# Weekly SLA Customer Report

Customer PCO Production  
Database ID 44



=====  
DATABASE PERFORMANCE      PCODB\_Standby  
=====



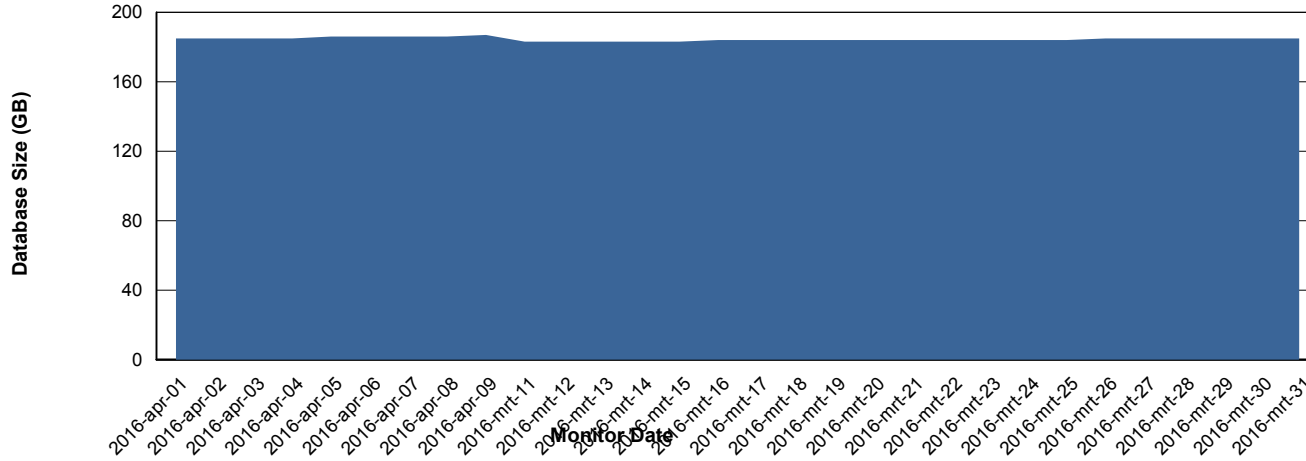
# Weekly SLA Customer Report

Customer PCO Production  
 Database ID 44



=====  
 DATABASE SIZE PCODB\_Production  
 =====

## Database growth over last month



=====  
 DATABASE TABLESPACES PCODB\_Production  
 =====

### TOTAL DATABASE SIZE PER TABLESPACE

Date	Tablespace Name	Filesize (Gb)	Usedsize (Gb)	Percentage free
9-4-2016	ABSDATA	88	70	20
	INDX	141	115	18
8-4-2016	ABSDATA	88	70	20
	INDX	141	115	18
7-4-2016	ABSDATA	88	70	20
	INDX	141	115	18
6-4-2016	ABSDATA	88	70	20
	INDX	141	115	18
5-4-2016	ABSDATA	88	70	20
	INDX	141	115	18
4-4-2016	ABSDATA	88	70	20
	INDX	141	115	18
3-4-2016	ABSDATA	88	69	22
	INDX	141	114	19

# Weekly SLA Customer Report

Customer PCO Production  
Database ID 44



=====  
STANDBY DATABASE HEALTH PCO Production  
=====

### Recovery lag for last 7 days

