

Weekly SLA Customer Report

Customer DFD Production
Database ID 39



=====
HARDDISK USAGE DFD_PRD_ABSWEB
=====

	Total disk space on C (GB)	Free disk space on C (GB)
9-4-2016	60	20
8-4-2016	60	20
7-4-2016	60	20
6-4-2016	60	20
5-4-2016	60	20
4-4-2016	60	20
3-4-2016	60	20

=====
HARDDISK USAGE DFD_PRD_BI1
=====

	Total disk space on C (GB)	Free disk space on C (GB)	Total disk space on E (GB)	Free disk space on E (GB)
9-4-2016	50	18	100	30
8-4-2016	50	18	100	30
7-4-2016	50	18	100	30
6-4-2016	50	18	100	30
5-4-2016	50	18	100	30
4-4-2016	50	18	100	30
3-4-2016	50	18	100	30

Weekly SLA Customer Report

Customer DFD Production
 Database ID 39



=====
 HARDDISK USAGE DFD_PRD_ORACLE1
 =====

	Total disk space on C (GB)	Free disk space on C (GB)	Total disk space on D (GB)	Free disk space on D (GB)	Total disk space on E (GB)	Free disk space on E (GB)	Total disk space on F (GB)	Free disk space on F (GB)
9-4-2016	78	42	479	355	400	222	800	696
8-4-2016	78	42	479	355	400	224	800	696
7-4-2016	78	42	479	355	400	229	800	696
6-4-2016	78	42	479	355	400	233	800	696
5-4-2016	78	42	479	355	400	236	800	696
4-4-2016	78	42	479	355	400	239	800	696
3-4-2016	78	42	479	355	400	240	800	696

=====
 HARDDISK USAGE DFD_PRD_ORACLE2
 =====

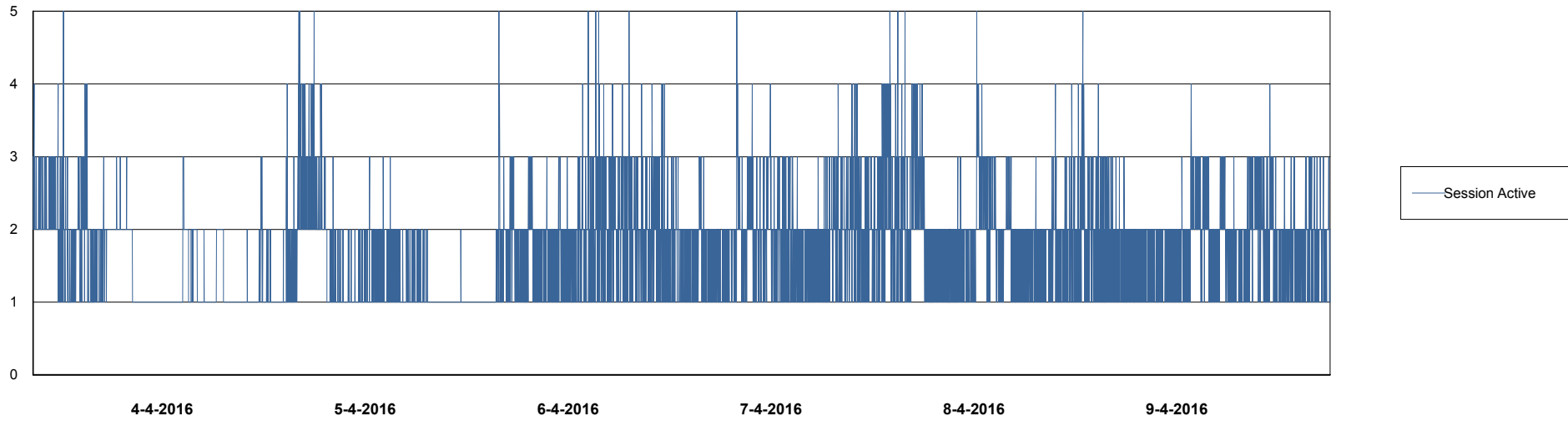
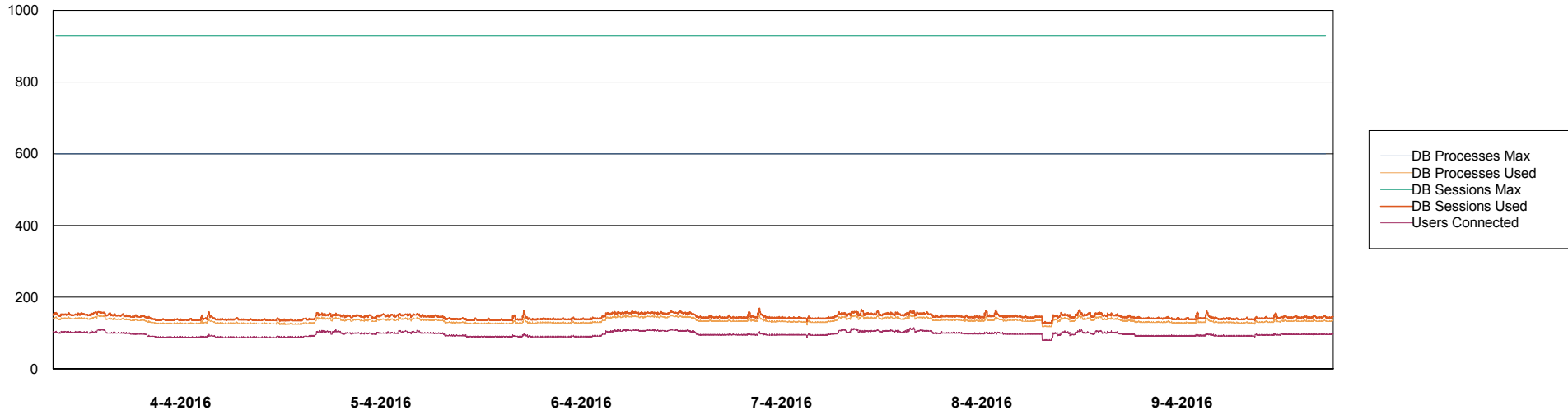
	Total disk space on C (GB)	Free disk space on C (GB)	Total disk space on D (GB)	Free disk space on D (GB)	Total disk space on E (GB)	Free disk space on E (GB)	Total disk space on F (GB)	Free disk space on F (GB)
9-4-2016	78	14	479	343	400	66	800	603
8-4-2016	78	14	479	343	400	68	800	603
7-4-2016	78	14	479	343	400	72	800	603
6-4-2016	78	14	479	343	400	76	800	603
5-4-2016	78	14	479	343	400	79	800	603
4-4-2016	78	14	479	343	400	82	800	603
3-4-2016	78	14	479	343	400	84	800	603

Weekly SLA Customer Report

Customer DFD Production
Database ID 39



DATABASE PERFORMANCE DFDDB_Production

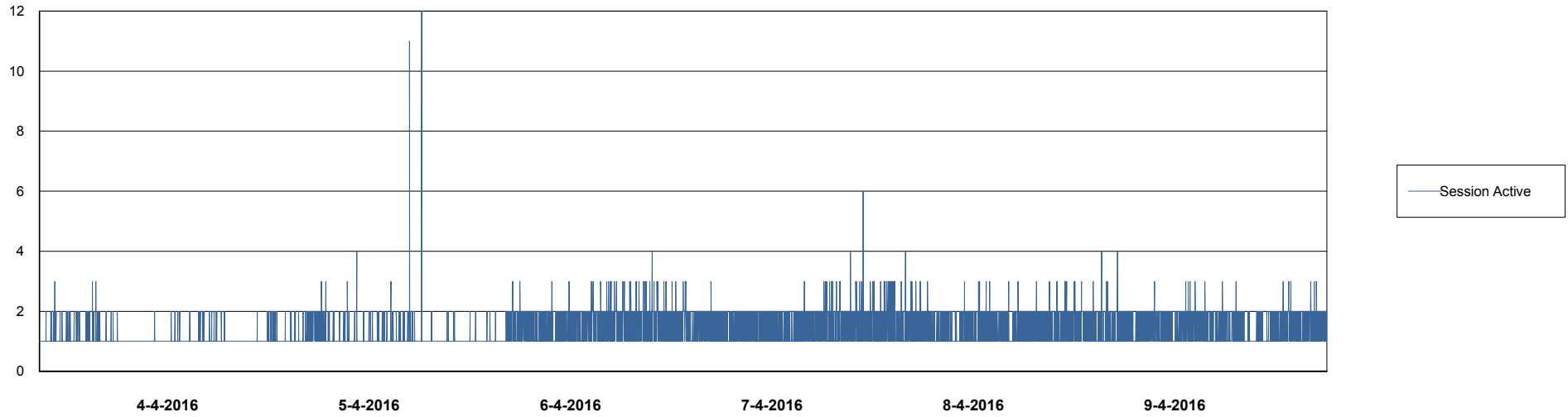
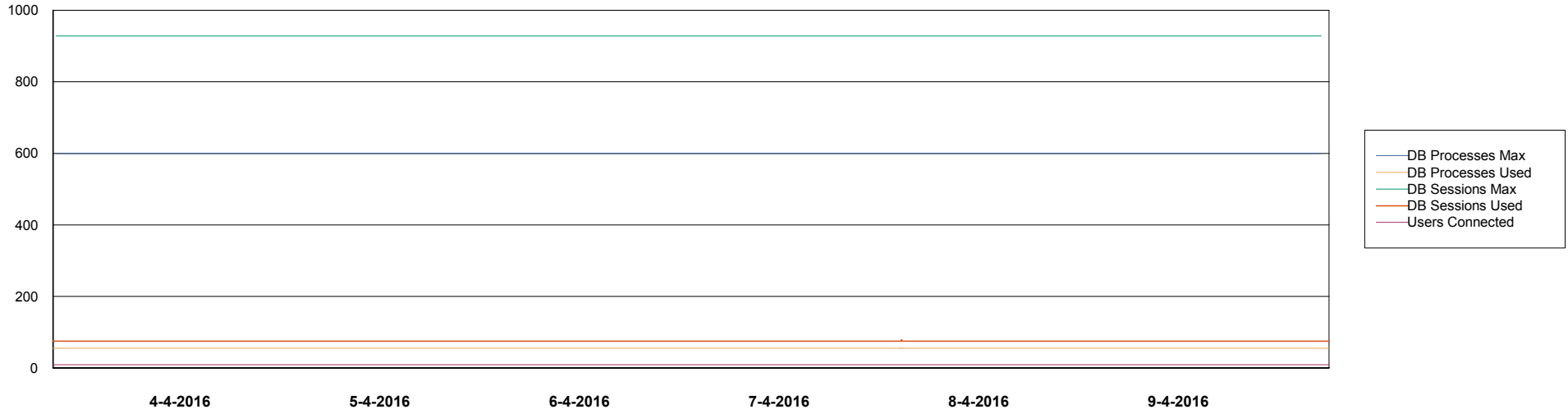


Weekly SLA Customer Report

Customer DFD Production
Database ID 39



DATABASE PERFORMANCE DFDDB_Standby

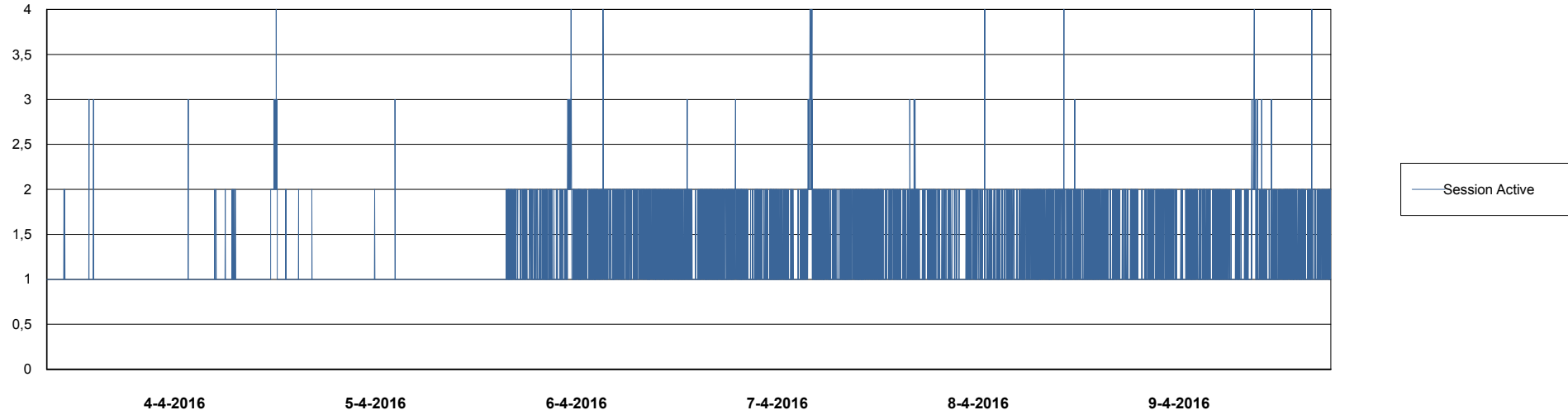
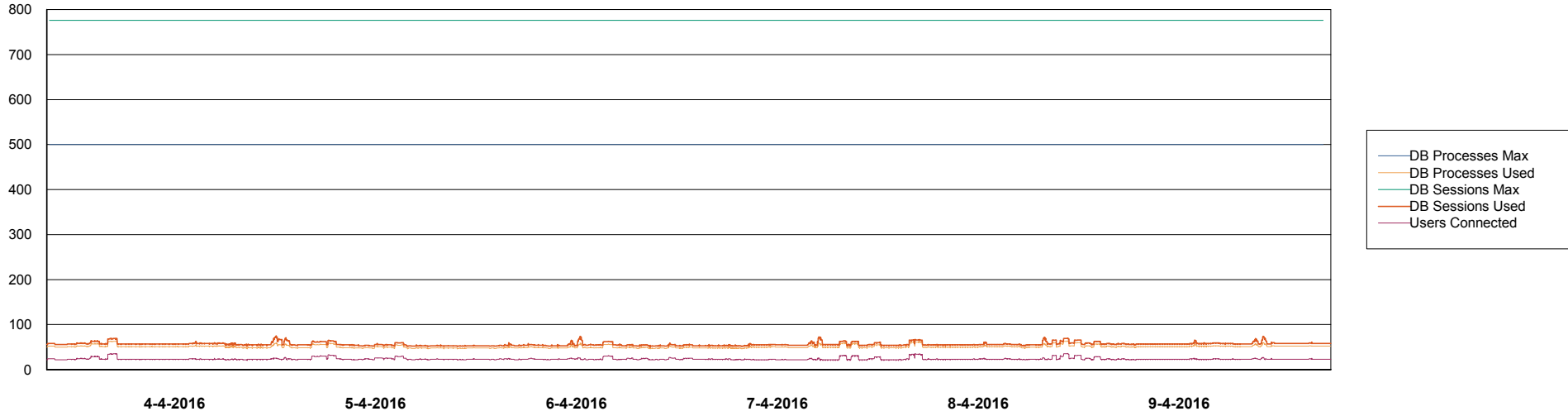


Weekly SLA Customer Report

Customer DFD Production
Database ID 39



DATABASE PERFORMANCE DFDDDBI_Production



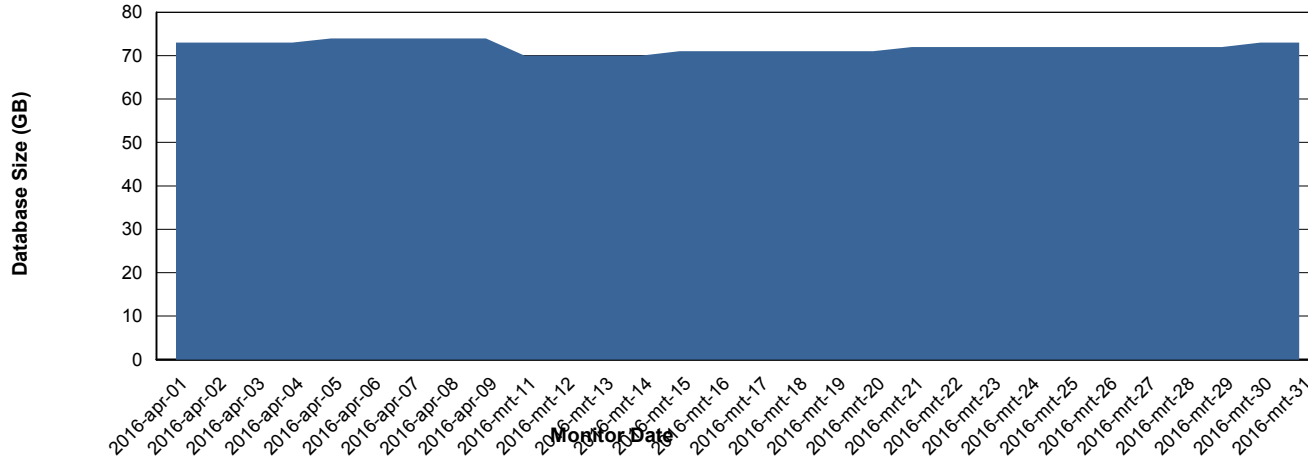
Weekly SLA Customer Report

Customer DFD Production
Database ID 39



=====
DATABASE SIZE DFDDDB_Production
=====

Database growth over last month



Weekly SLA Customer Report

Customer DFD Production
Database ID 39



=====
DATABASE TABLESPACES DFDDDB_Production
=====

TOTAL DATABASE SIZE PER TABLESPACE

Date	Tablespace Name	Filesize (Gb)	Usedsize (Gb)	Percentage free
9-4-2016	ABSDATA	28	23	18
	INDX	59	50	15
8-4-2016	ABSDATA	28	23	18
	INDX	59	50	15
7-4-2016	ABSDATA	28	22	21
	INDX	59	49	17
6-4-2016	ABSDATA	28	22	21
	INDX	59	49	17
5-4-2016	ABSDATA	28	22	21
	INDX	59	49	17
4-4-2016	ABSDATA	28	22	21
	INDX	59	49	17
3-4-2016	ABSDATA	28	22	21
	INDX	59	49	17

Weekly SLA Customer Report

Customer DFD Production
 Database ID 39



=====
 DATABASE TABLESPACES DFDDDBBI_Production
 =====

TOTAL DATABASE SIZE PER TABLESPACE

Date	Tablespace Name	Filesize (Gb)	Usedsize (Gb)	Percentage free
9-4-2016	ABSDATA	12	11	8
	INDX	20	14	30
8-4-2016	ABSDATA	12	11	8
	INDX	20	14	30
7-4-2016	ABSDATA	12	11	8
	INDX	20	14	30
6-4-2016	ABSDATA	12	11	8
	INDX	20	14	30
5-4-2016	ABSDATA	12	11	8
	INDX	20	14	30
4-4-2016	ABSDATA	12	11	8
	INDX	20	14	30
3-4-2016	ABSDATA	12	10	17
	INDX	20	14	30

=====
 STANDBY DATABASE HEALTH DFD Production
 =====

Recovery lag for last 7 days



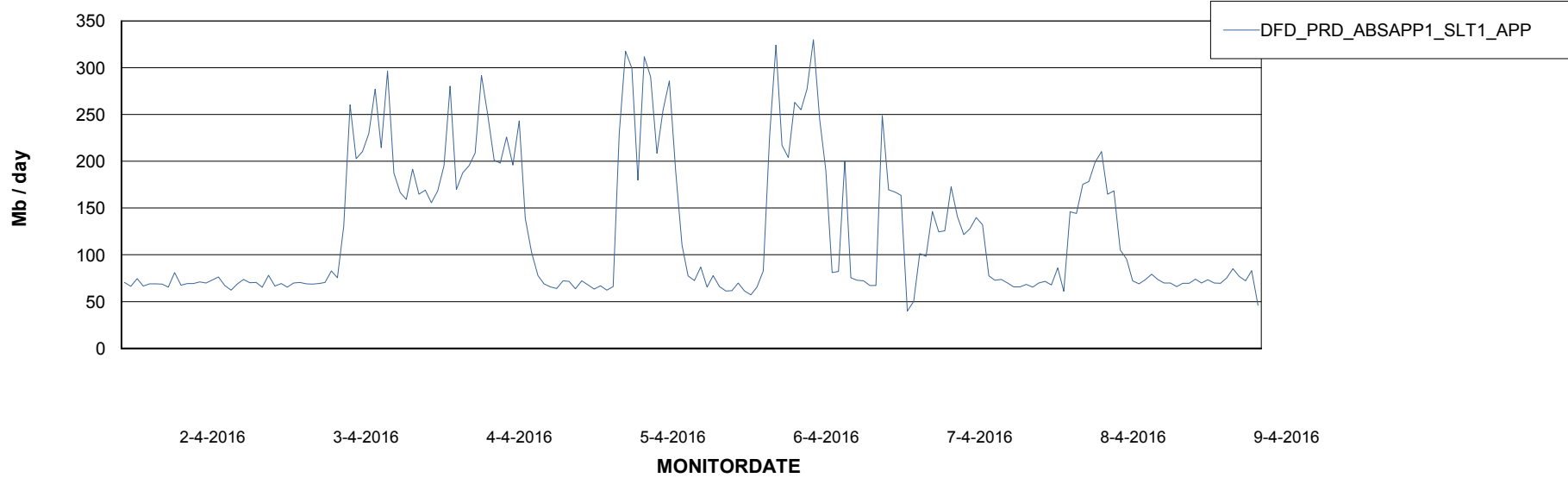
Weekly SLA Customer Report

Customer DFD Production
Database ID 39



=====
ABSolute Application Server Services
=====

Avg memory used per ABS Server Service



Weekly SLA Customer Report

Customer DFD Production
Database ID 39



=====
ABSolute Application ReportServer Services
=====

Avg memory used per ReportServer Service

