

Weekly SLA Customer Report

Customer PCO Production
 Database ID 44



=====
 HARDDISK USAGE PCO_PRD_ORACLE1
 =====

	Total disk space on C (GB)	Free disk space on C (GB)	Total disk space on D (GB)	Free disk space on D (GB)
19-3-2016	279	217	838	154
18-3-2016	279	217	838	156
17-3-2016	279	217	838	158
16-3-2016	279	217	838	161
15-3-2016	279	217	838	164
14-3-2016	279	217	838	169
13-3-2016	279	217	838	170

=====
 HARDDISK USAGE PCO_PRD_ORACLE2
 =====

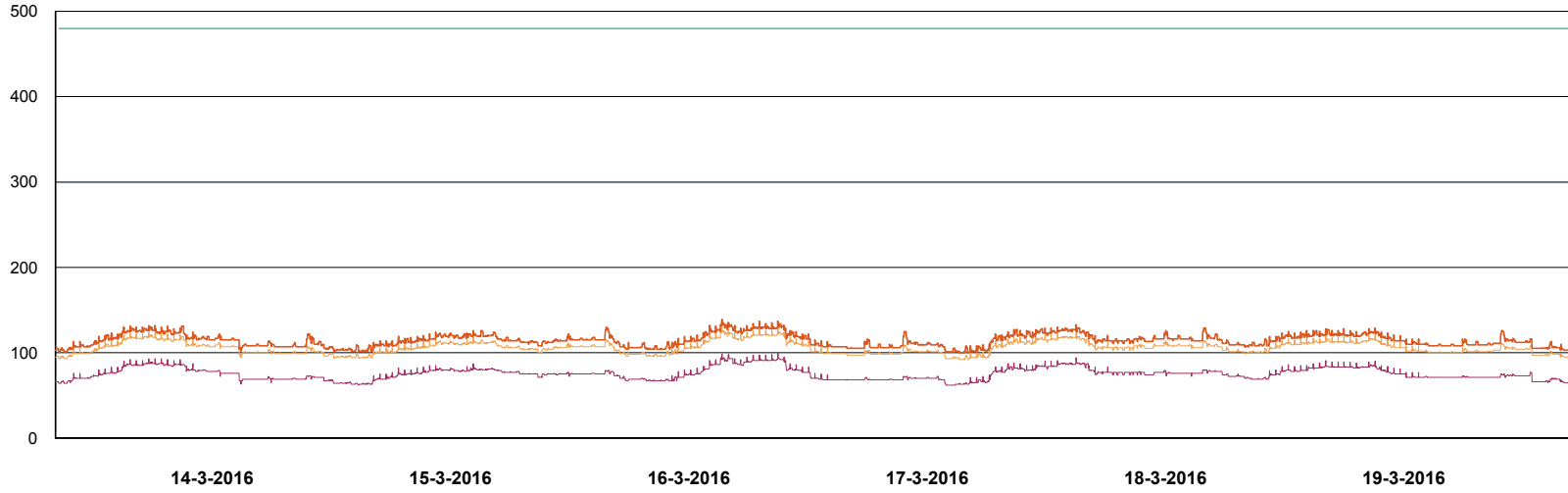
	Total disk space on C (GB)	Free disk space on C (GB)	Total disk space on D (GB)	Free disk space on D (GB)
19-3-2016	279	216	838	409
18-3-2016	279	215	838	412
17-3-2016	279	216	838	414
16-3-2016	279	216	838	417
15-3-2016	279	216	838	421
14-3-2016	279	216	838	425
13-3-2016	279	216	838	426

Weekly SLA Customer Report

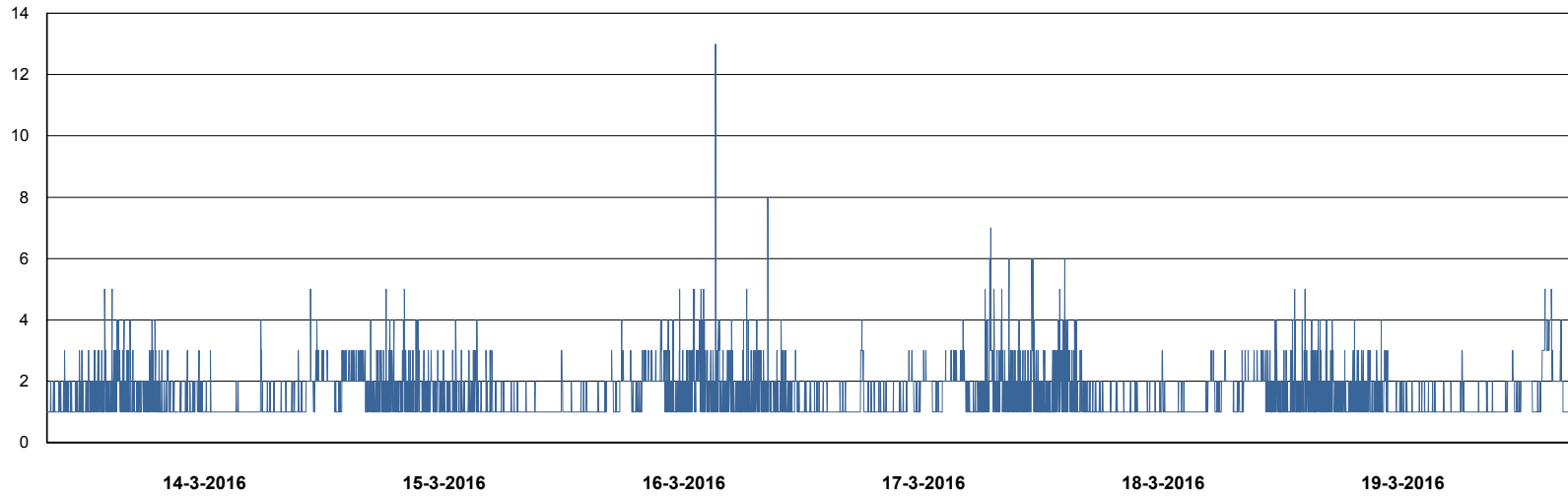
Customer PCO Production
Database ID 44



DATABASE PERFORMANCE PCODB_Production



- DB Processes Max
- DB Processes Used
- DB Sessions Max
- DB Sessions Used
- Users Connected



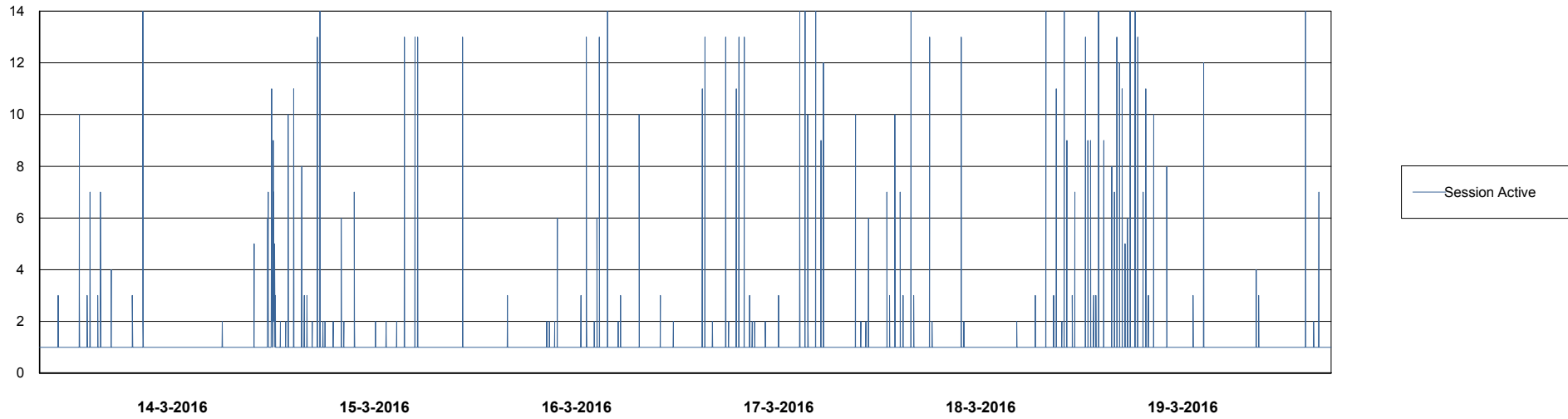
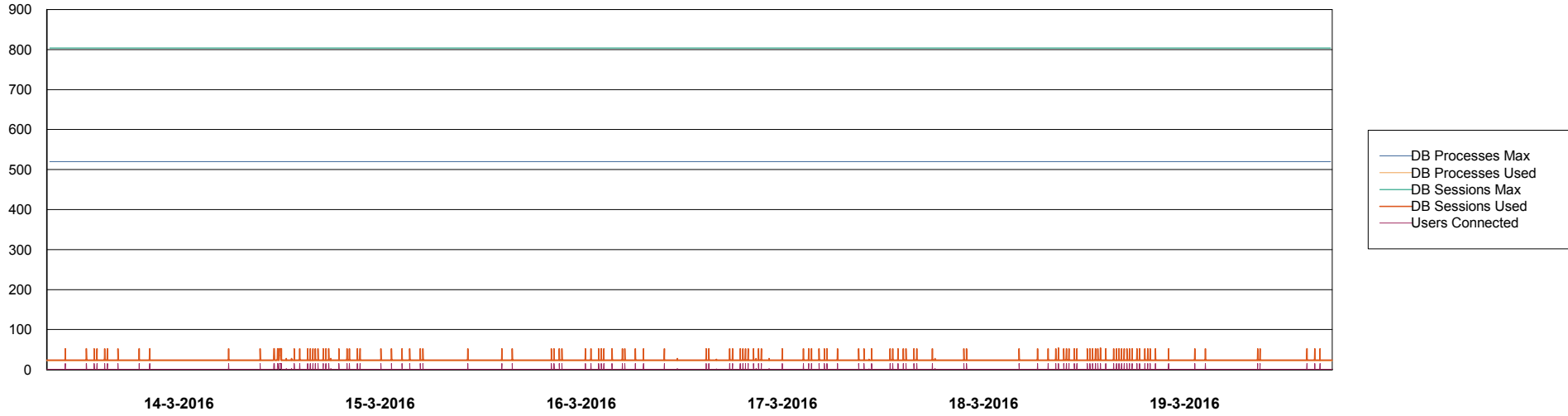
- Session Active

Weekly SLA Customer Report

Customer PCO Production
Database ID 44



DATABASE PERFORMANCE PCODB_Standby



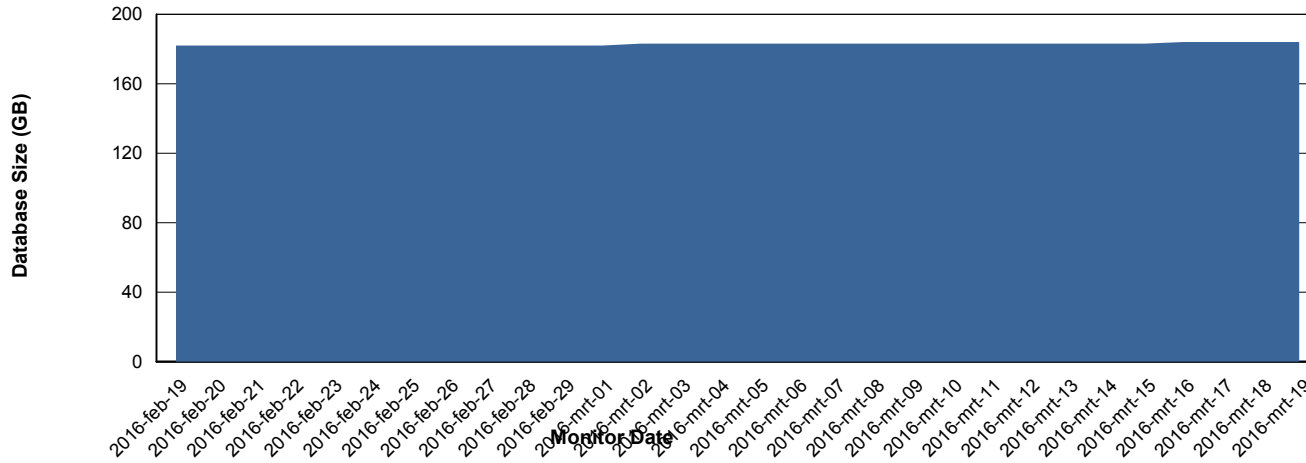
Weekly SLA Customer Report

Customer PCO Production
 Database ID 44



=====
 DATABASE SIZE PCODB_Production
 =====

Database growth over last month



=====
 DATABASE TABLESPACES PCODB_Production
 =====

TOTAL DATABASE SIZE PER TABLESPACE

Date	Tablespace Name	Filesize (Gb)	Usedsize (Gb)	Percentage free
19-3-2016	ABSDATA	88	69	22
	INDX	141	113	20
18-3-2016	ABSDATA	88	69	22
	INDX	141	113	20
17-3-2016	ABSDATA	88	69	22
	INDX	141	113	20
16-3-2016	ABSDATA	88	69	22
	INDX	141	113	20
15-3-2016	ABSDATA	88	69	22
	INDX	141	113	20
14-3-2016	ABSDATA	88	69	22
	INDX	141	113	20
13-3-2016	ABSDATA	88	69	22
	INDX	141	113	20

Weekly SLA Customer Report

Customer PCO Production
Database ID 44



=====
STANDBY DATABASE HEALTH PCO Production
=====

Recovery lag for last 7 days

