

Weekly SLA Customer Report

Customer PCO Production
 Database ID 44



=====
 HARDDISK USAGE PCO_PRD_ORACLE1
 =====

	Total disk space on C (GB)	Free disk space on C (GB)	Total disk space on D (GB)	Free disk space on D (GB)
12-3-2016	279	217	838	172
11-3-2016	279	217	838	174
10-3-2016	279	217	838	177
9-3-2016	279	217	838	180
8-3-2016	279	217	838	183
7-3-2016	279	217	838	184
6-3-2016	279	217	838	187

=====
 HARDDISK USAGE PCO_PRD_ORACLE2
 =====

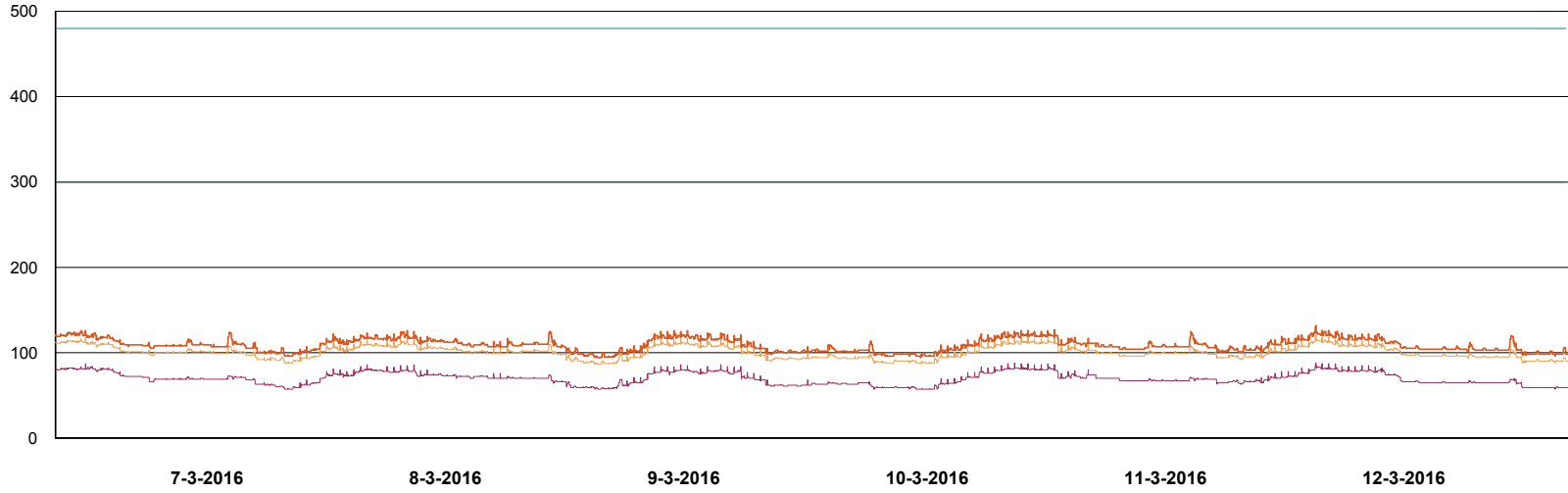
	Total disk space on C (GB)	Free disk space on C (GB)	Total disk space on D (GB)	Free disk space on D (GB)
12-3-2016	279	216	838	428
11-3-2016	279	216	838	430
10-3-2016	279	216	838	433
9-3-2016	279	214	838	436
8-3-2016	279	211	838	439
7-3-2016	279	211	838	440
6-3-2016	279	212	838	443

Weekly SLA Customer Report

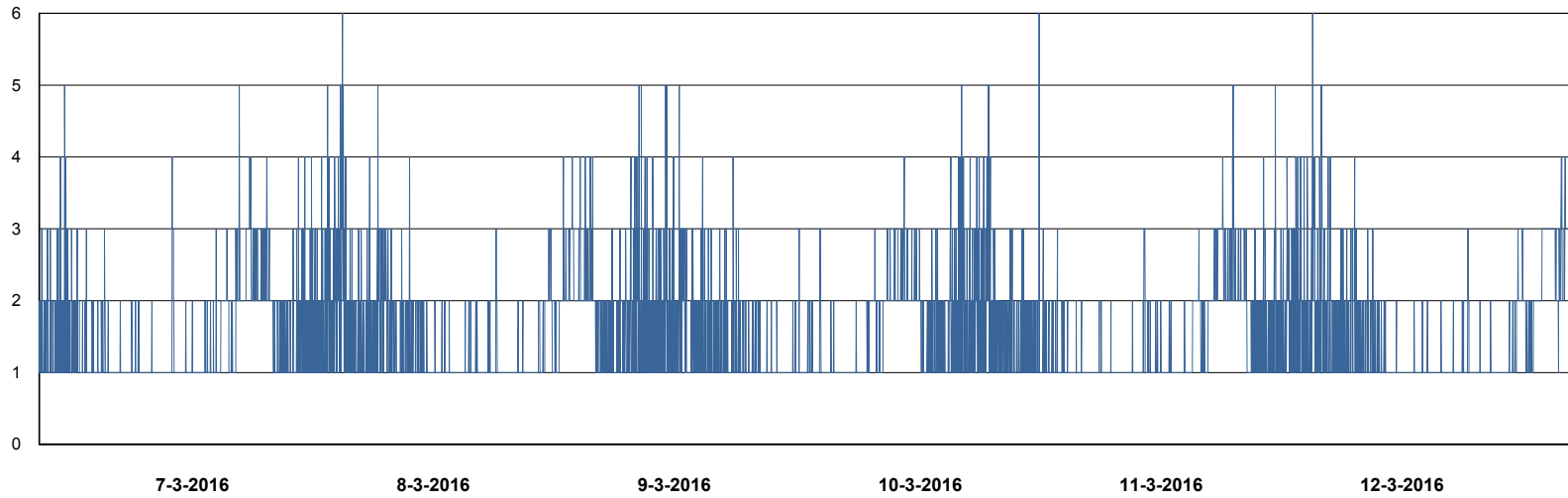
Customer PCO Production
Database ID 44



=====
DATABASE PERFORMANCE PCODB_Production
=====



- DB Processes Max
- DB Processes Used
- DB Sessions Max
- DB Sessions Used
- Users Connected



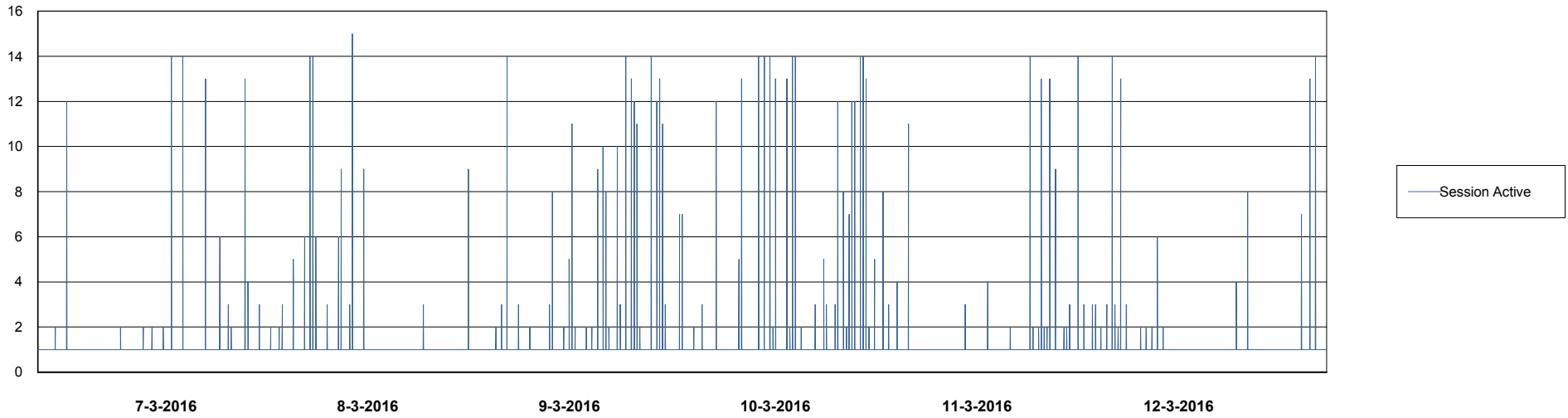
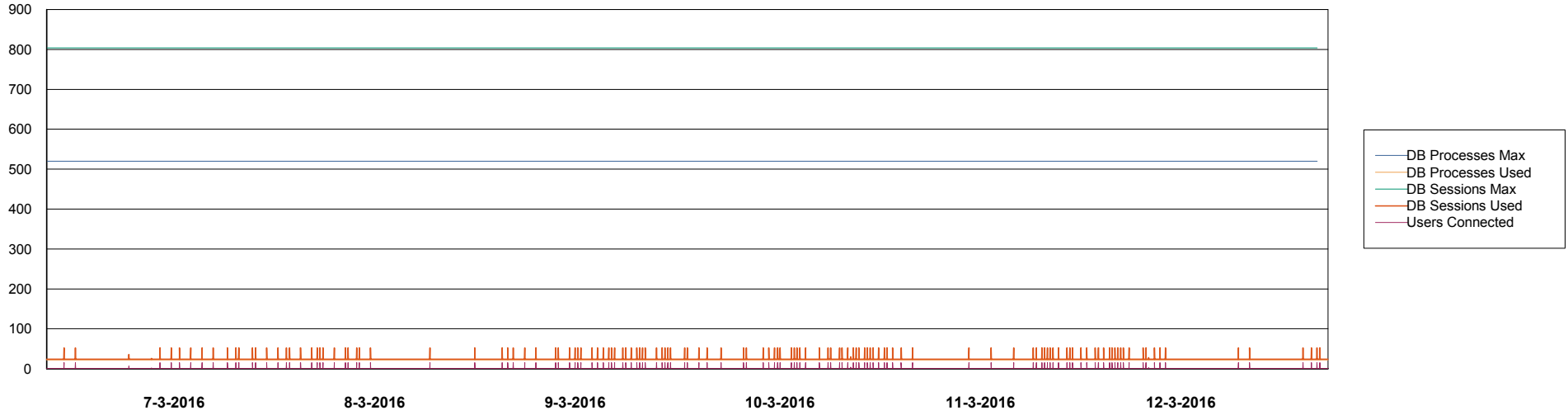
- Session Active

Weekly SLA Customer Report

Customer PCO Production
Database ID 44



DATABASE PERFORMANCE PCODB_Standby



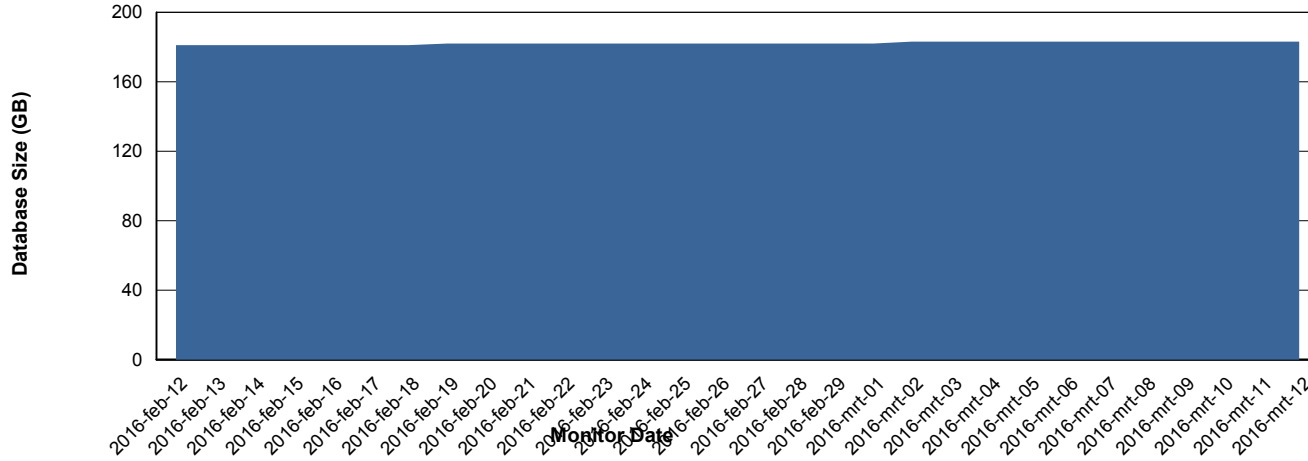
Weekly SLA Customer Report

Customer PCO Production
 Database ID 44



=====
 DATABASE SIZE PCODB_Production
 =====

Database growth over last month



=====
 DATABASE TABLESPACES PCODB_Production
 =====

TOTAL DATABASE SIZE PER TABLESPACE

Date	Tablespace Name	Filesize (Gb)	Usedsize (Gb)	Percentage free
12-3-2016	ABSDATA	88	69	22
	INDX	141	113	20
11-3-2016	ABSDATA	88	69	22
	INDX	141	113	20
10-3-2016	ABSDATA	88	69	22
	INDX	141	112	21
9-3-2016	ABSDATA	88	69	22
	INDX	141	112	21
8-3-2016	ABSDATA	88	69	22
	INDX	141	112	21
7-3-2016	ABSDATA	88	69	22
	INDX	141	112	21
6-3-2016	ABSDATA	88	69	22
	INDX	141	112	21

Weekly SLA Customer Report

Customer PCO Production
Database ID 44



=====
STANDBY DATABASE HEALTH PCO Production
=====

Recovery lag for last 7 days

