

Weekly SLA Customer Report

Customer PCO Production
 Database ID 44



=====
 HARDDISK USAGE PCO_PRD_ORACLE1
 =====

	Total disk space on C (GB)	Free disk space on C (GB)	Total disk space on D (GB)	Free disk space on D (GB)
5-3-2016	279	217	838	189
4-3-2016	279	217	838	191
3-3-2016	279	217	838	209
2-3-2016	279	217	838	253
1-3-2016	279	217	838	296
29-2-2016	279	217	838	324
28-2-2016	279	217	838	325

=====
 HARDDISK USAGE PCO_PRD_ORACLE2
 =====

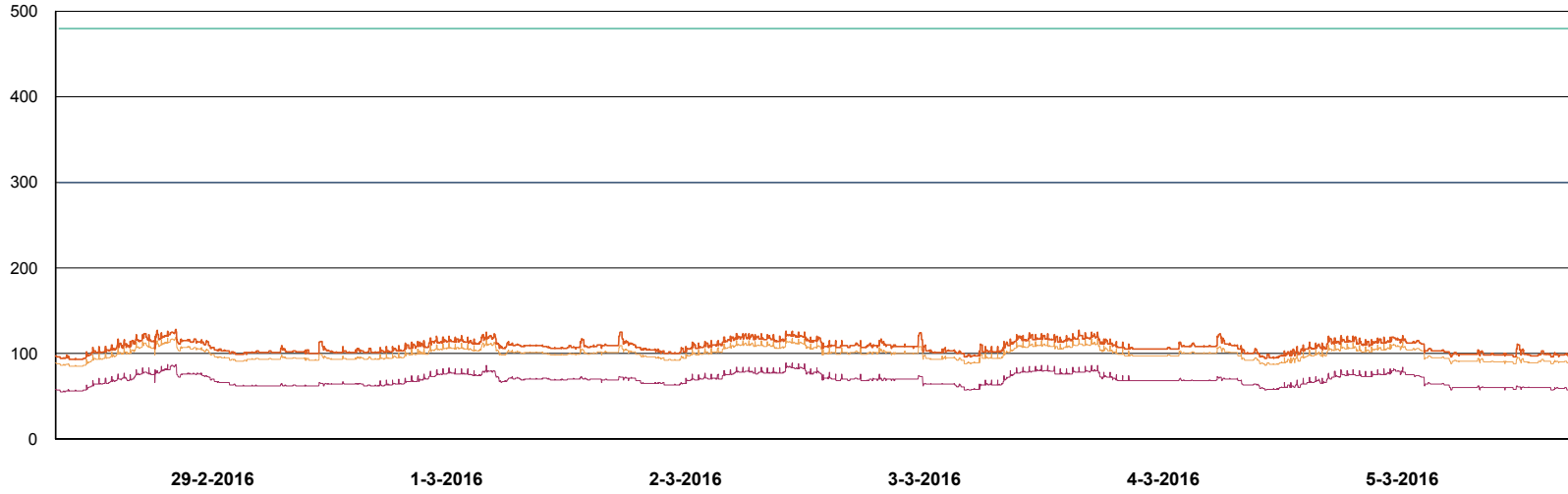
	Total disk space on C (GB)	Free disk space on C (GB)	Total disk space on D (GB)	Free disk space on D (GB)
5-3-2016	279	212	838	444
4-3-2016	279	212	838	447
3-3-2016	279	213	838	450
2-3-2016	279	212	838	452
1-3-2016	279	212	838	455
29-2-2016	279	213	838	458
28-2-2016	279	212	838	460

Weekly SLA Customer Report

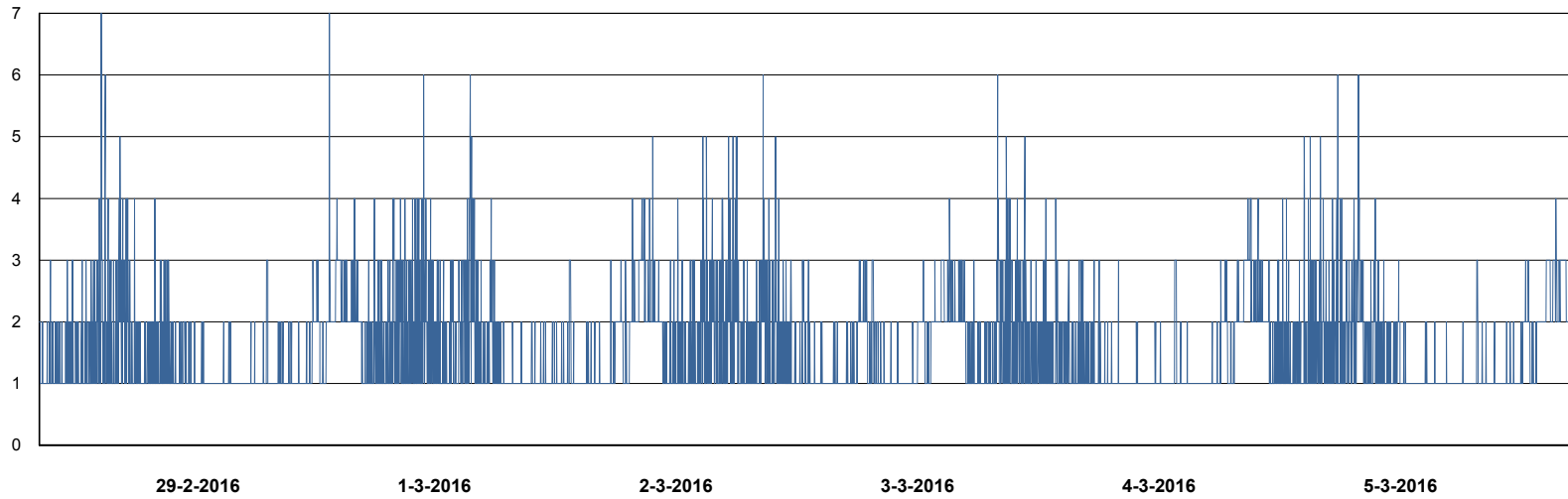
Customer PCO Production
Database ID 44



DATABASE PERFORMANCE PCODB_Production



- DB Processes Max
- DB Processes Used
- DB Sessions Max
- DB Sessions Used
- Users Connected



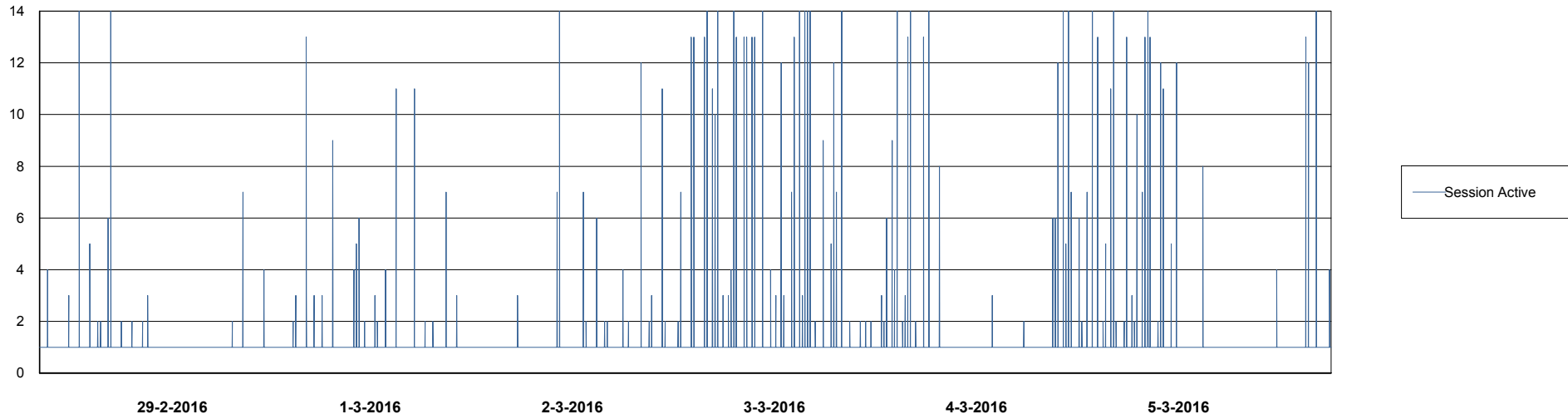
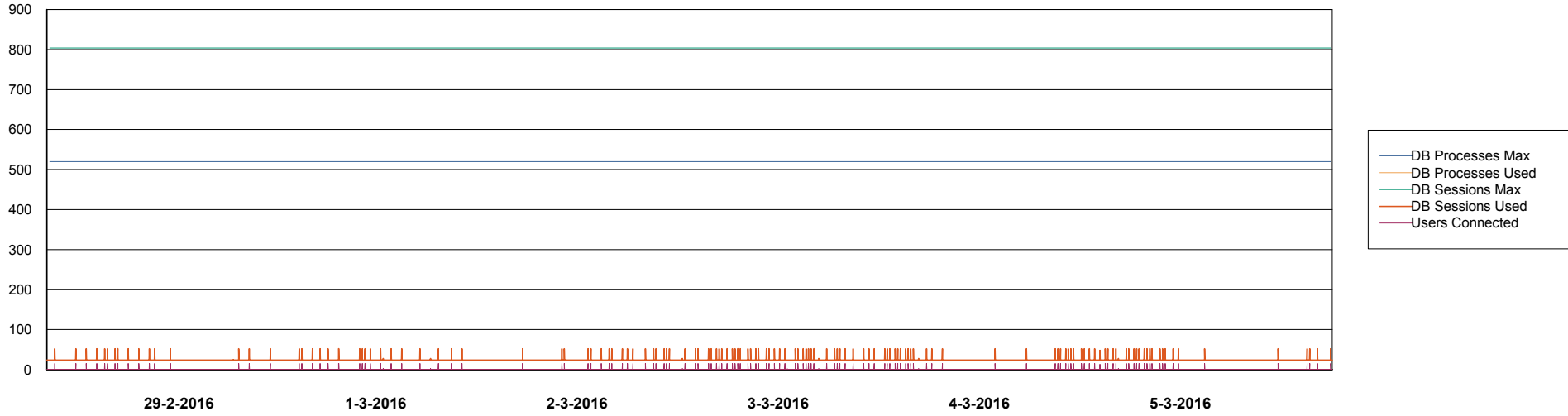
- Session Active

Weekly SLA Customer Report

Customer PCO Production
Database ID 44



DATABASE PERFORMANCE PCODB_Standby



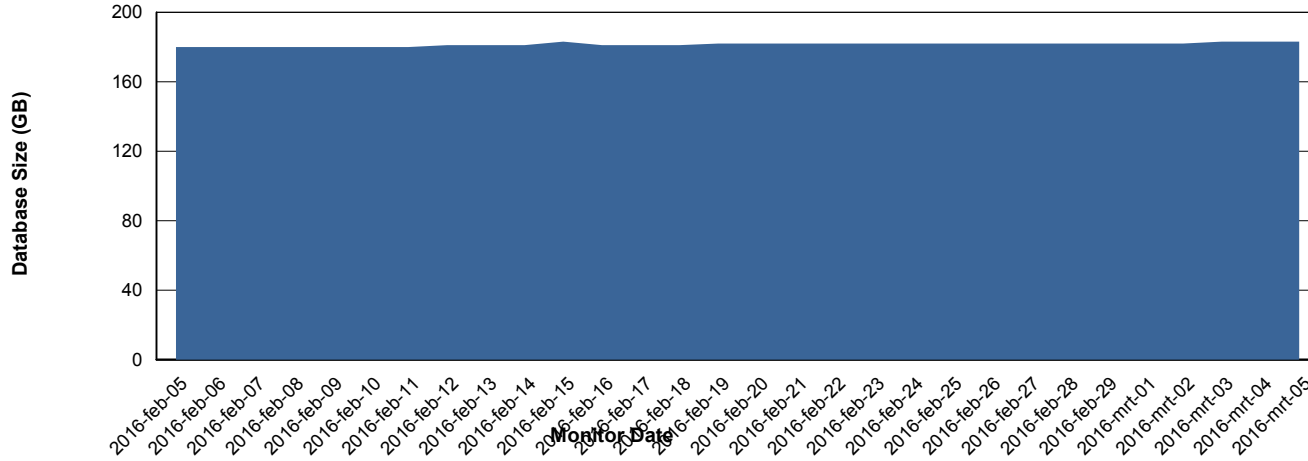
Weekly SLA Customer Report

Customer PCO Production
 Database ID 44



=====
 DATABASE SIZE PCODB_Production
 =====

Database growth over last month



=====
 DATABASE TABLESPACES PCODB_Production
 =====

TOTAL DATABASE SIZE PER TABLESPACE

Date	Tablespace Name	Filesize (Gb)	Usedsize (Gb)	Percentage free
5-3-2016	ABSDATA	88	69	22
	INDX	141	112	21
4-3-2016	ABSDATA	88	69	22
	INDX	141	112	21
3-3-2016	ABSDATA	88	69	22
	INDX	141	112	21
2-3-2016	ABSDATA	88	69	22
	INDX	141	112	21
1-3-2016	ABSDATA	88	69	22
	INDX	141	112	21
29-2-2016	ABSDATA	88	69	22
	INDX	141	112	21
28-2-2016	ABSDATA	88	69	22
	INDX	141	112	21

Weekly SLA Customer Report

Customer PCO Production
Database ID 44



=====
STANDBY DATABASE HEALTH PCO Production
=====

Recovery lag for last 7 days

