

Weekly SLA Customer Report

Customer DFD Production
 Database ID 39



=====
 HARDDISK USAGE DFD_PRD_ABSWEB
 =====

	Total disk space on C (GB)	Free disk space on C (GB)
27-2-2016	60	19
26-2-2016	60	19
25-2-2016	60	19
24-2-2016	60	19
23-2-2016	60	19
22-2-2016	60	19
21-2-2016	60	19

=====
 HARDDISK USAGE DFD_PRD_BI1
 =====

	Total disk space on C (GB)	Free disk space on C (GB)	Total disk space on E (GB)	Free disk space on E (GB)
27-2-2016	50	18	100	30
26-2-2016	50	18	100	30
25-2-2016	50	18	100	30
24-2-2016	50	18	100	30
23-2-2016	50	18	100	30
22-2-2016	50	18	100	30
21-2-2016	50	18	100	30

Weekly SLA Customer Report

Customer DFD Production
 Database ID 39



=====
 HARDDISK USAGE DFD_PRD_ORACLE1
 =====

	Total disk space on C (GB)	Free disk space on C (GB)	Total disk space on D (GB)	Free disk space on D (GB)	Total disk space on E (GB)	Free disk space on E (GB)	Total disk space on F (GB)	Free disk space on F (GB)
27-2-2016	78	42	479	355	400	228	800	704
26-2-2016	78	42	479	355	400	231	800	704
25-2-2016	78	42	479	355	400	235	800	704
24-2-2016	78	42	479	355	400	240	800	704
23-2-2016	78	42	479	355	400	244	800	704
22-2-2016	78	42	479	355	400	248	800	704
21-2-2016	78	42	479	355	400	248	800	704

=====
 HARDDISK USAGE DFD_PRD_ORACLE2
 =====

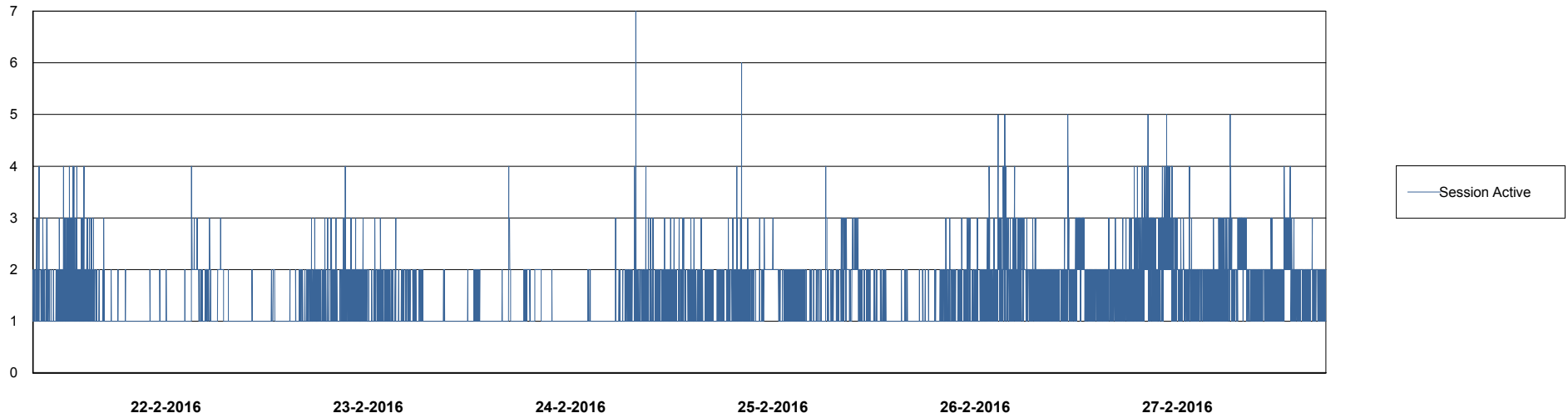
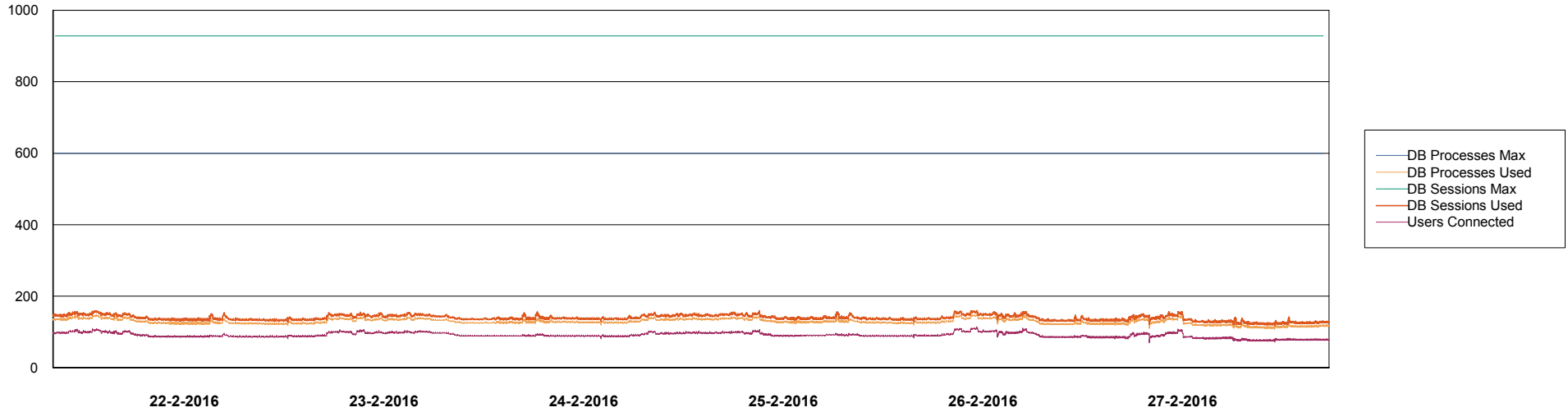
	Total disk space on C (GB)	Free disk space on C (GB)	Total disk space on D (GB)	Free disk space on D (GB)	Total disk space on E (GB)	Free disk space on E (GB)	Total disk space on F (GB)	Free disk space on F (GB)
27-2-2016	78	17	479	343	400	178	800	610
26-2-2016	78	18	479	343	400	181	800	610
25-2-2016	78	18	479	343	400	185	800	610
24-2-2016	78	18	479	343	400	190	800	610
23-2-2016	78	18	479	343	400	194	800	610
22-2-2016	78	19	479	343	400	197	800	610
21-2-2016	78	19	479	343	400	200	800	610

Weekly SLA Customer Report

Customer DFD Production
Database ID 39



DATABASE PERFORMANCE DFDDB_Production

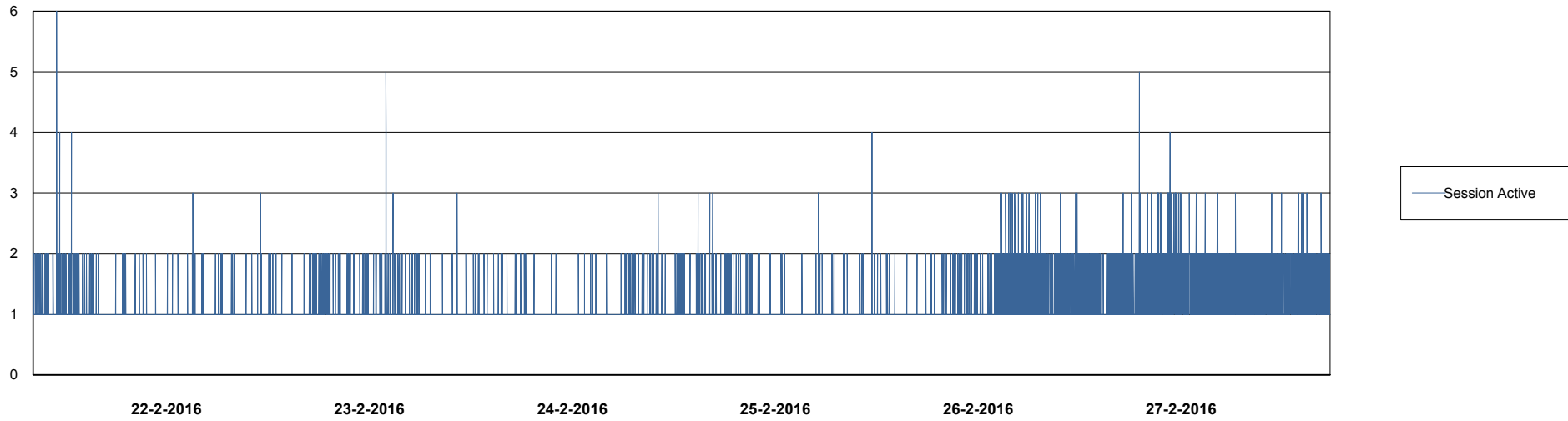
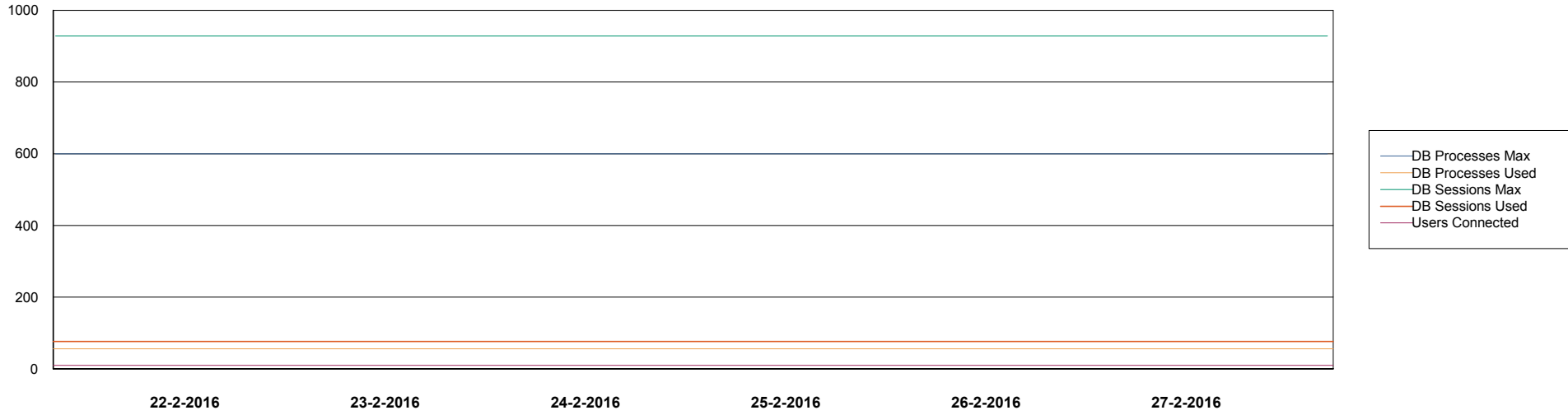


Weekly SLA Customer Report

Customer DFD Production
Database ID 39



DATABASE PERFORMANCE DFDDB_Standby

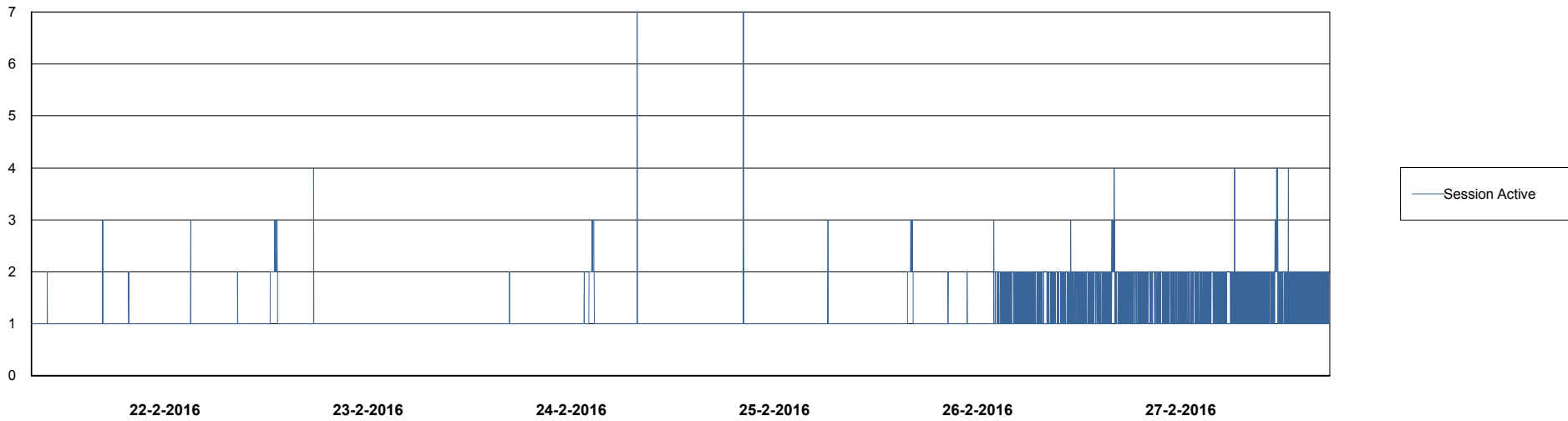
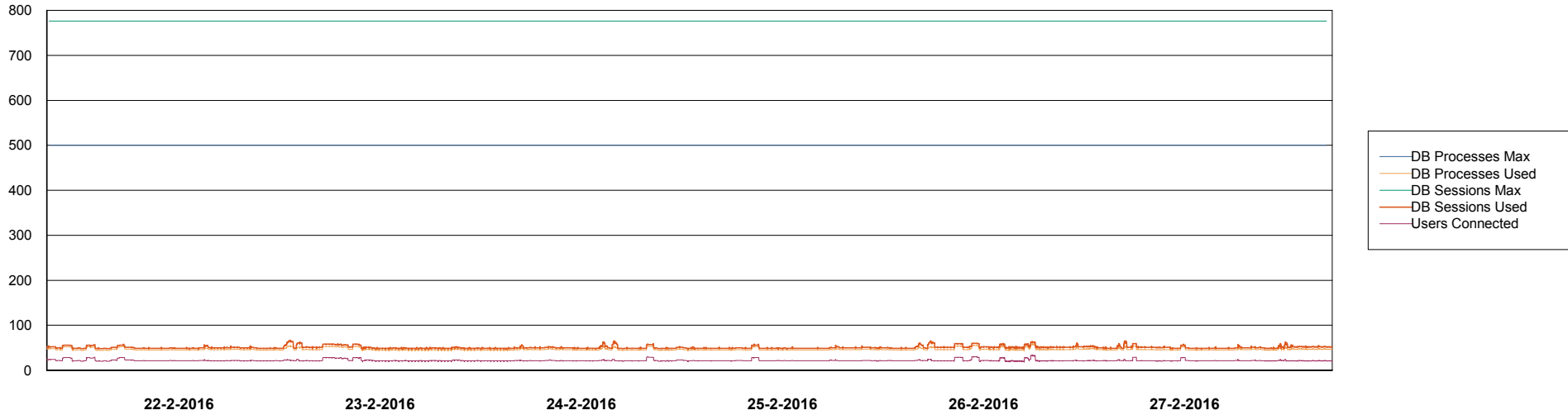


Weekly SLA Customer Report

Customer DFD Production
Database ID 39



DATABASE PERFORMANCE DFDDDBI_Production



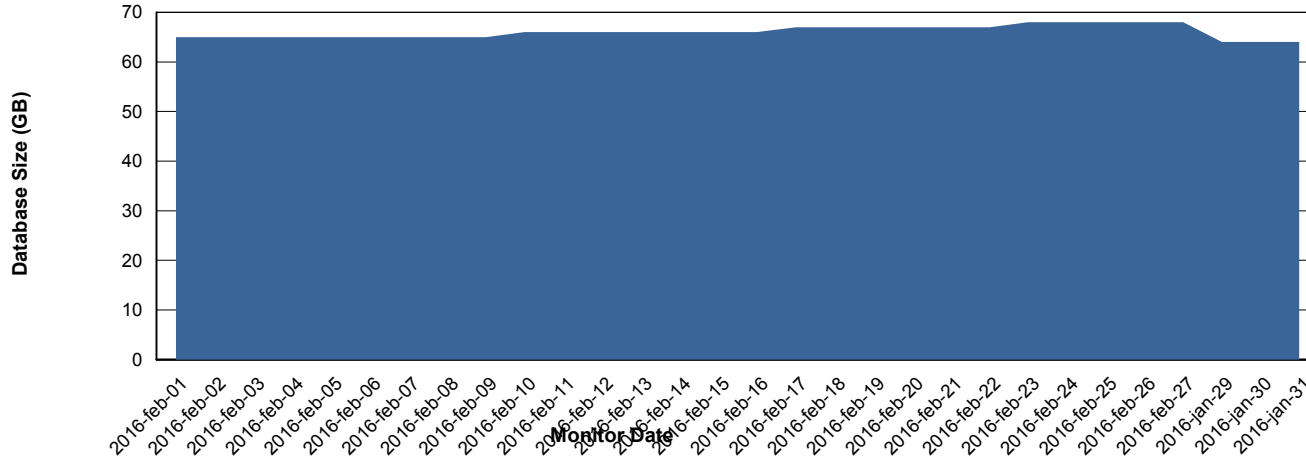
Weekly SLA Customer Report

Customer DFD Production
Database ID 39



=====
DATABASE SIZE DFDDDB_Production
=====

Database growth over last month



Weekly SLA Customer Report

Customer DFD Production
 Database ID 39



=====
 DATABASE TABLESPACES DFDDDB_Production
 =====

TOTAL DATABASE SIZE PER TABLESPACE

Date	Tablespace Name	Filesize (Gb)	Usedsize (Gb)	Percentage free
27-2-2016	ABSDATA	25	21	16
	INDX	54	45	17
26-2-2016	ABSDATA	25	21	16
	INDX	54	45	17
25-2-2016	ABSDATA	25	21	16
	INDX	54	45	17
24-2-2016	ABSDATA	25	21	16
	INDX	54	45	17
23-2-2016	ABSDATA	25	21	16
	INDX	54	45	17
22-2-2016	ABSDATA	25	21	16
	INDX	54	45	17
21-2-2016	ABSDATA	25	21	16
	INDX	54	45	17

Weekly SLA Customer Report

Customer DFD Production
 Database ID 39




=====
 DATABASE TABLESPACES DFDDDBBI_Production
 =====

TOTAL DATABASE SIZE PER TABLESPACE

Date	Tablespace Name	Filesize (Gb)	Usedsize (Gb)	Percentage free
27-2-2016	ABSDATA	12	10	17
	INDX	20	13	35
26-2-2016	ABSDATA	12	10	17
	INDX	20	13	35
25-2-2016	ABSDATA	12	10	17
	INDX	20	13	35
24-2-2016	ABSDATA	12	10	17
	INDX	20	13	35
23-2-2016	ABSDATA	12	10	17
	INDX	20	13	35
22-2-2016	ABSDATA	12	10	17
	INDX	20	13	35
21-2-2016	ABSDATA	12	10	17
	INDX	20	13	35

=====
 STANDBY DATABASE HEALTH DFD Production
 =====

Recovery lag for last 7 days



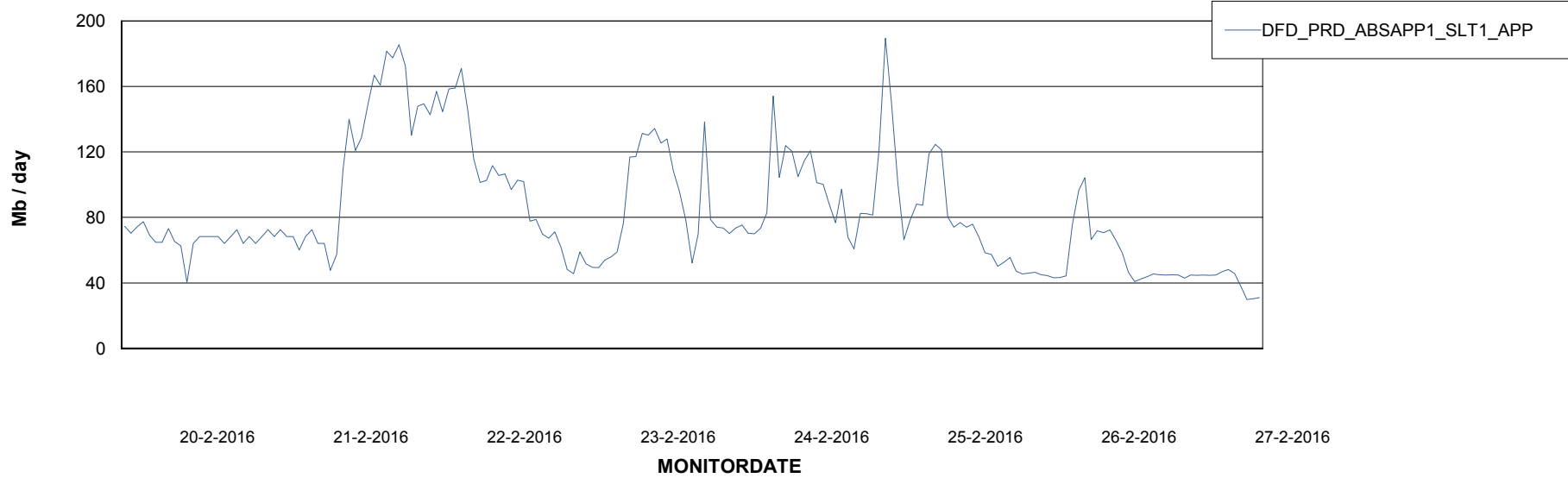
Weekly SLA Customer Report

Customer DFD Production
Database ID 39



=====
ABSolute Application Server Services
=====

Avg memory used per ABS Server Service



Weekly SLA Customer Report

Customer DFD Production
Database ID 39



=====
ABSolute Application ReportServer Services
=====

Avg memory used per ReportServer Service

