

Weekly SLA Customer Report

Customer PCO Production
 Database ID 44



=====
 HARDDISK USAGE PCO_PRD_ORACLE1
 =====

	Total disk space on C (GB)	Free disk space on C (GB)	Total disk space on D (GB)	Free disk space on D (GB)
13-2-2016	279	217	838	129
12-2-2016	279	217	838	131
11-2-2016	279	217	838	133
10-2-2016	279	217	838	136
9-2-2016	279	217	838	138
8-2-2016	279	217	838	141
7-2-2016	279	217	838	143

=====
 HARDDISK USAGE PCO_PRD_ORACLE2
 =====

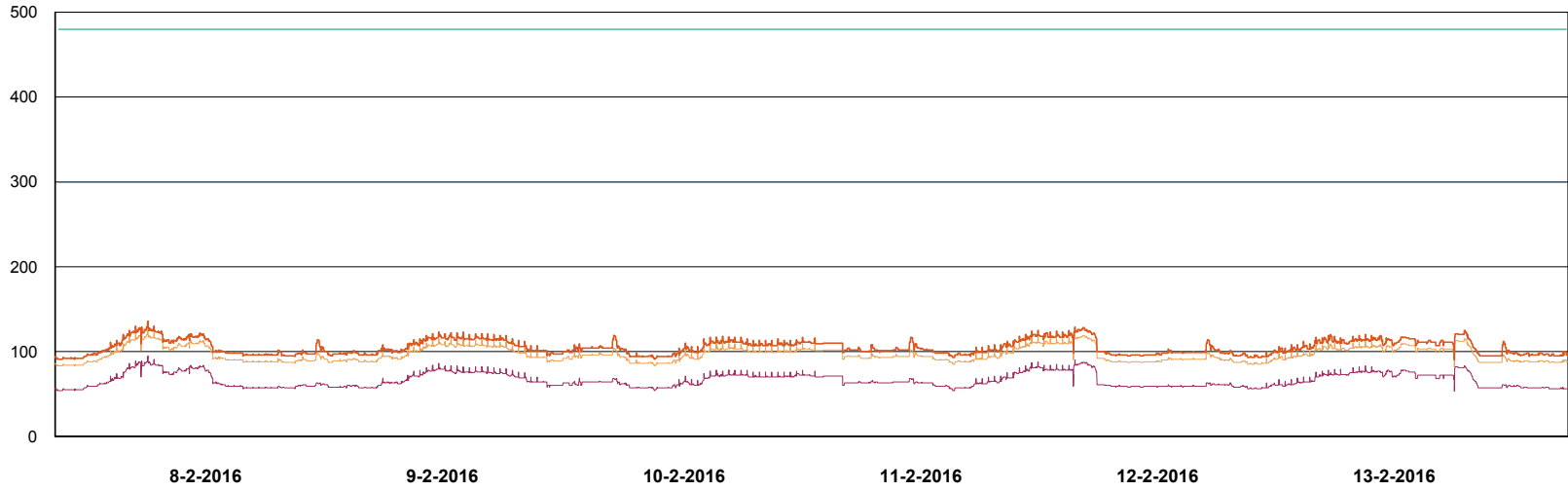
	Total disk space on C (GB)	Free disk space on C (GB)	Total disk space on D (GB)	Free disk space on D (GB)
13-2-2016	279	217	838	317
12-2-2016	279	217	838	319
11-2-2016	279	212	838	321
10-2-2016	279	208	838	324
9-2-2016	279	209	838	327
8-2-2016	279	209	838	329
7-2-2016	279	208	838	331

Weekly SLA Customer Report

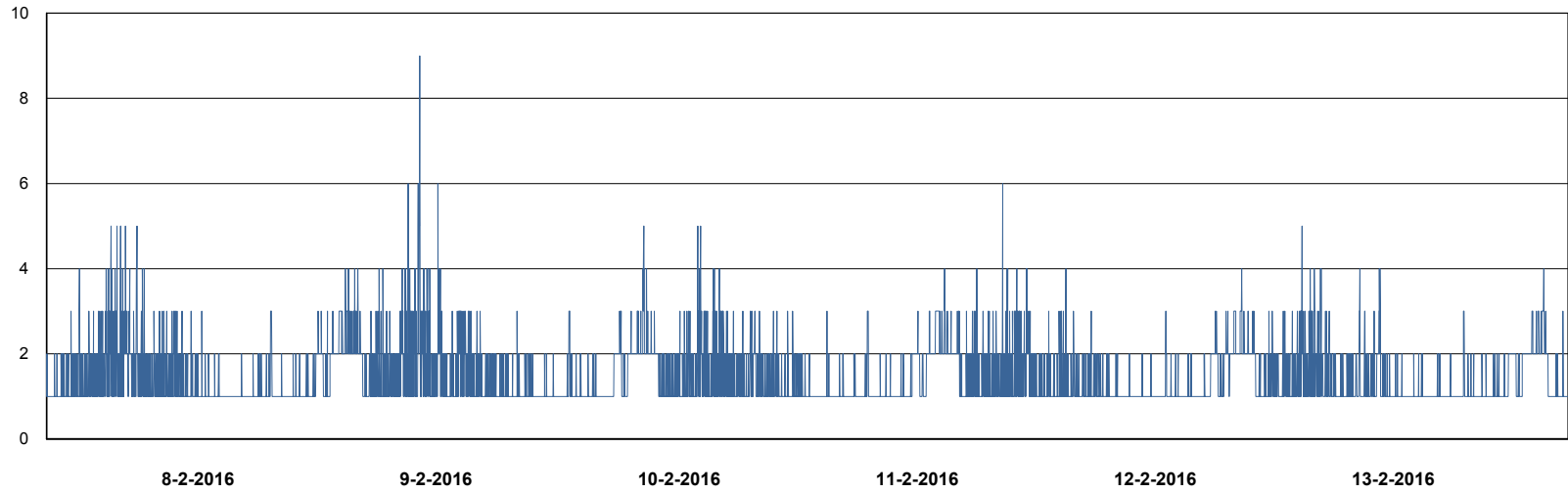
Customer PCO Production
Database ID 44



DATABASE PERFORMANCE PCODB_Production



- DB Processes Max
- DB Processes Used
- DB Sessions Max
- DB Sessions Used
- Users Connected



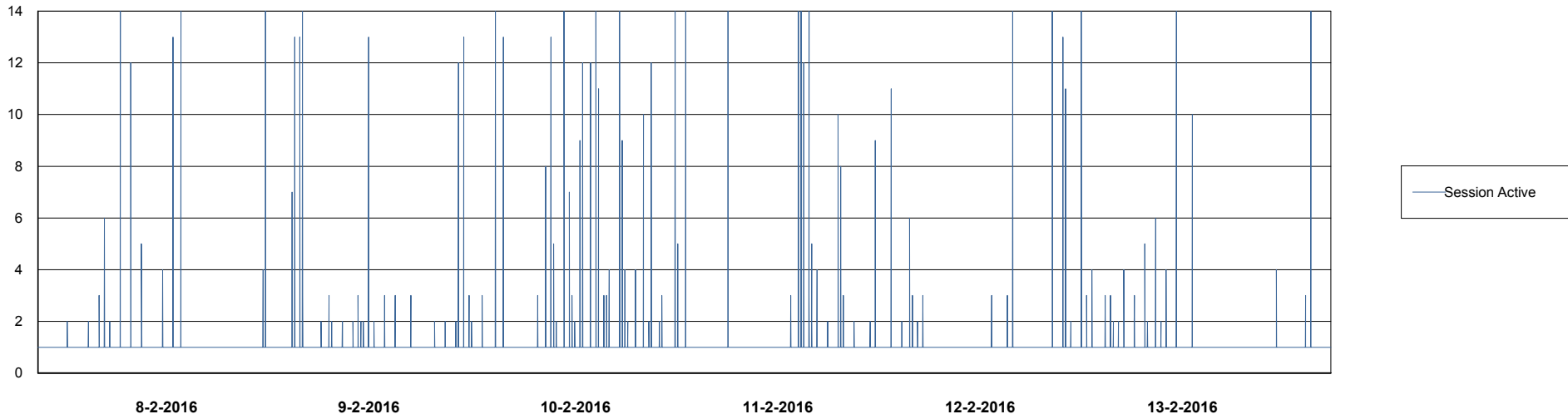
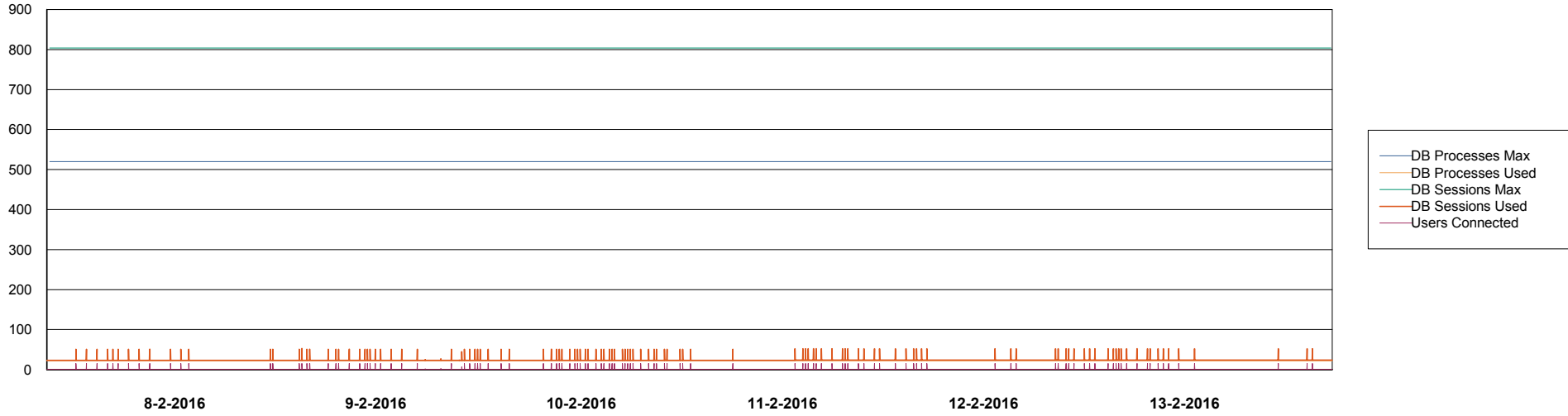
- Session Active

Weekly SLA Customer Report

Customer PCO Production
Database ID 44



DATABASE PERFORMANCE PCODB_Standby



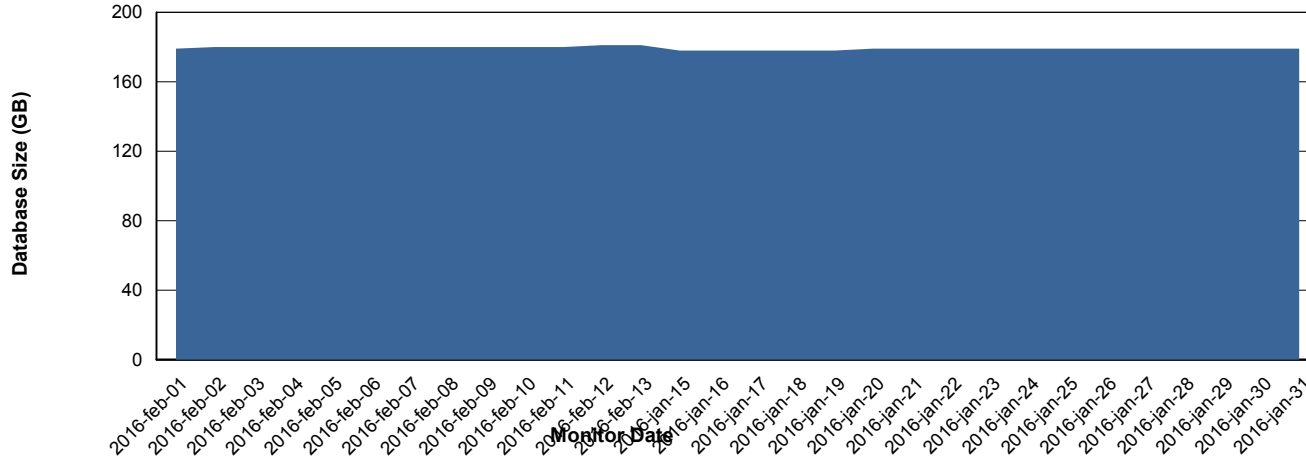
Weekly SLA Customer Report

Customer PCO Production
 Database ID 44



=====
 DATABASE SIZE PCODB_Production
 =====

Database growth over last month



=====
 DATABASE TABLESPACES PCODB_Production
 =====

TOTAL DATABASE SIZE PER TABLESPACE

Date	Tablespace Name	Filesize (Gb)	Usedsize (Gb)	Percentage free
13-2-2016	ABSDATA	88	68	23
	INDX	141	111	21
12-2-2016	ABSDATA	88	68	23
	INDX	141	111	21
11-2-2016	ABSDATA	88	68	23
	INDX	141	111	21
10-2-2016	ABSDATA	88	68	23
	INDX	141	111	21
9-2-2016	ABSDATA	88	68	23
	INDX	141	110	22
8-2-2016	ABSDATA	88	68	23
	INDX	141	110	22
7-2-2016	ABSDATA	88	68	23
	INDX	141	110	22

Weekly SLA Customer Report

Customer PCO Production
Database ID 44



=====
STANDBY DATABASE HEALTH PCO Production
=====

Recovery lag for last 7 days

