

Weekly SLA Customer Report

Customer PCO Production
 Database ID 44



=====
 HARDDISK USAGE PCO_PRD_ORACLE1
 =====

	Total disk space on C (GB)	Free disk space on C (GB)	Total disk space on D (GB)	Free disk space on D (GB)
6-2-2016	279	217	838	145
5-2-2016	279	217	838	147
4-2-2016	279	217	838	149
3-2-2016	279	217	838	144
2-2-2016	279	217	838	124
1-2-2016	279	217	838	129
31-1-2016	279	217	838	166

=====
 HARDDISK USAGE PCO_PRD_ORACLE2
 =====

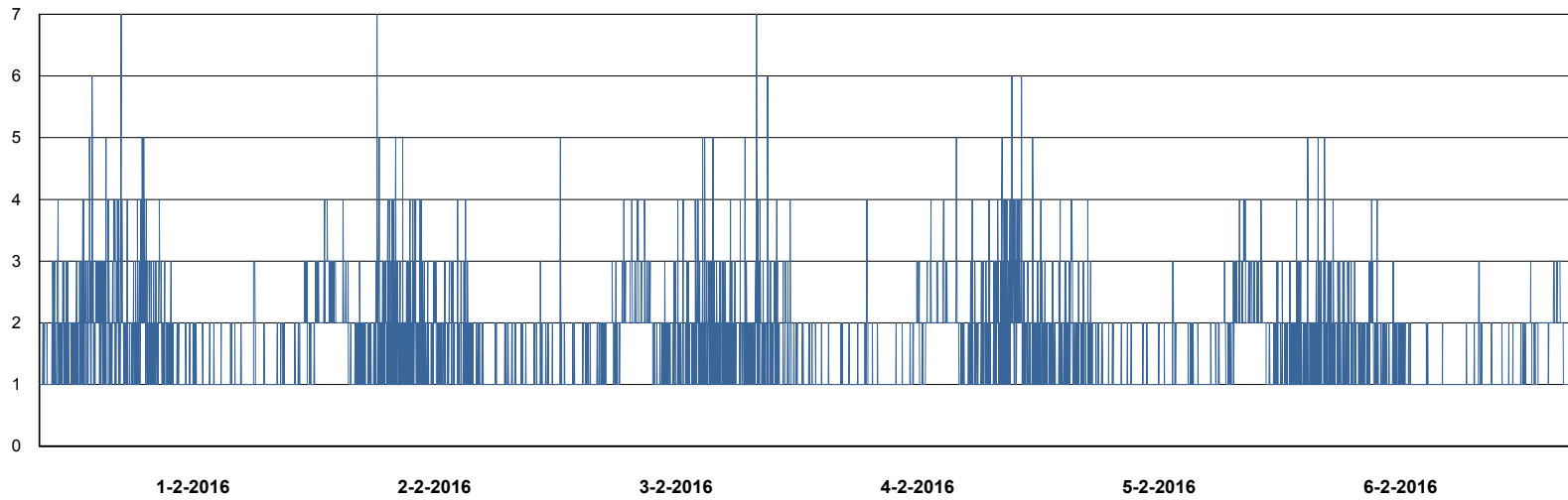
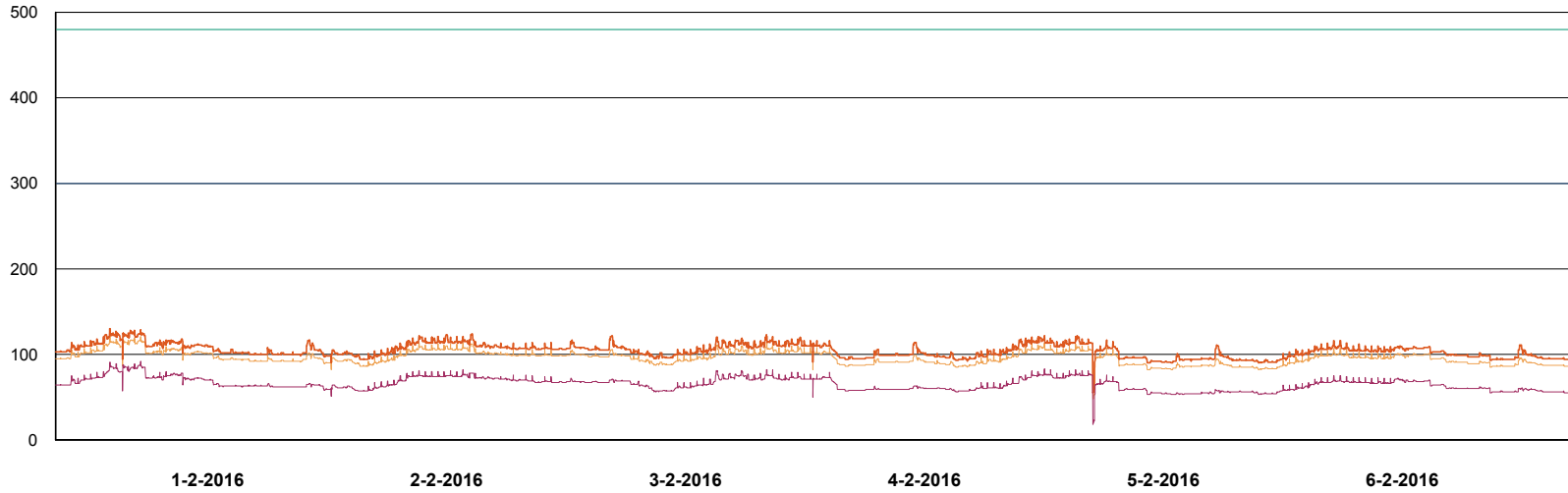
	Total disk space on C (GB)	Free disk space on C (GB)	Total disk space on D (GB)	Free disk space on D (GB)
6-2-2016	279	208	838	332
5-2-2016	279	208	838	334
4-2-2016	279	209	838	337
3-2-2016	279	210	838	340
2-2-2016	279	210	838	343
1-2-2016	279	211	838	345
31-1-2016	279	211	838	347

Weekly SLA Customer Report

Customer PCO Production
Database ID 44



DATABASE PERFORMANCE PCODB_Production

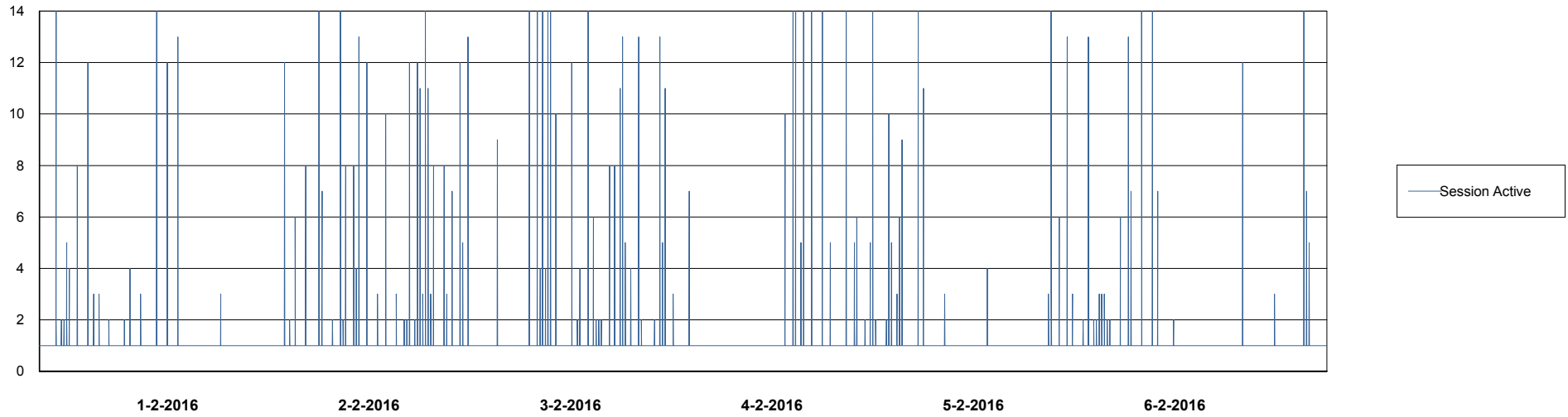
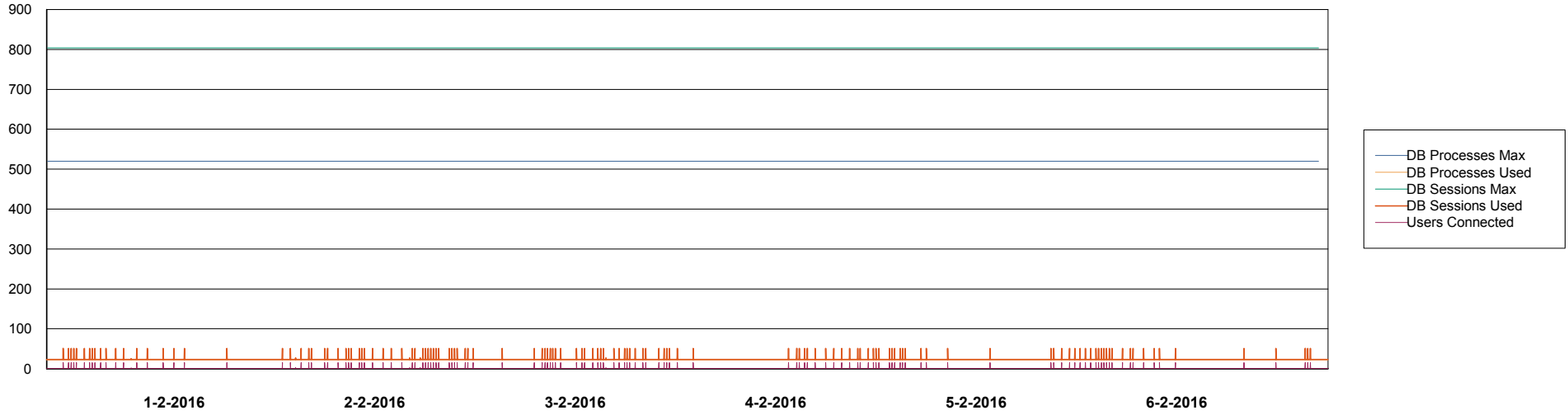


Weekly SLA Customer Report

Customer PCO Production
Database ID 44



DATABASE PERFORMANCE PCODB_Standby



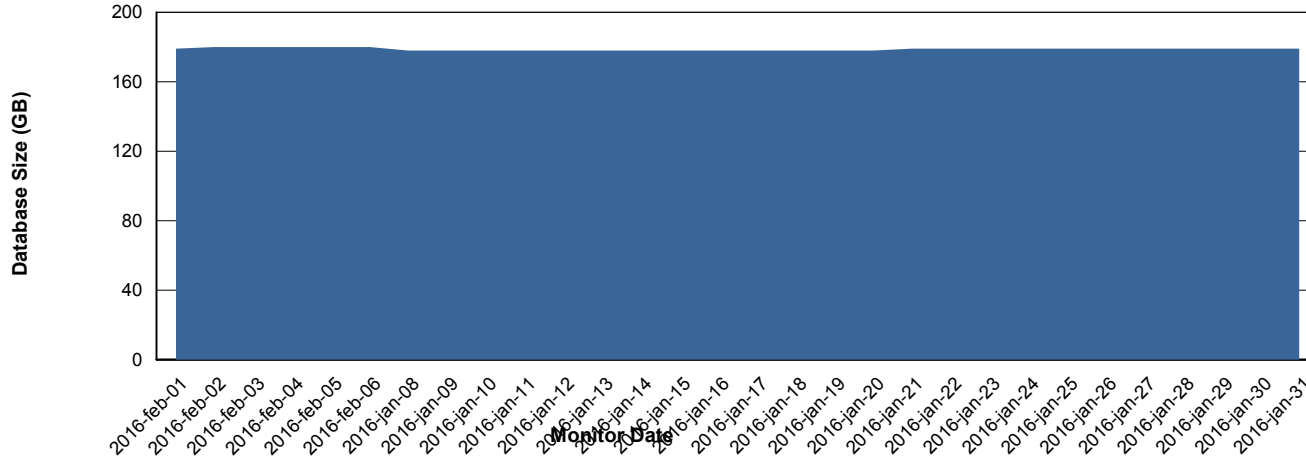
Weekly SLA Customer Report

Customer PCO Production
 Database ID 44



=====
 DATABASE SIZE PCODB_Production
 =====

Database growth over last month



=====
 DATABASE TABLESPACES PCODB_Production
 =====

TOTAL DATABASE SIZE PER TABLESPACE

Date	Tablespace Name	Filesize (Gb)	Usedsize (Gb)	Percentage free
6-2-2016	ABSDATA	88	68	23
	INDX	141	110	22
5-2-2016	ABSDATA	88	68	23
	INDX	141	110	22
4-2-2016	ABSDATA	88	68	23
	INDX	141	110	22
3-2-2016	ABSDATA	88	68	23
	INDX	141	110	22
2-2-2016	ABSDATA	88	68	23
	INDX	141	110	22
1-2-2016	ABSDATA	88	68	23
	INDX	141	110	22
31-1-2016	ABSDATA	88	68	23
	INDX	141	110	22

Weekly SLA Customer Report

Customer PCO Production
Database ID 44



=====
STANDBY DATABASE HEALTH PCO Production
=====

Recovery lag for last 7 days

