

## Weekly SLA Customer Report

Customer      VEN\_Production  
 Database ID    35



=====  
 HARDDISK USAGE    VEN\_PRD\_ORACLE1  
 =====

	Total disk space on C (GB)	Free disk space on C (GB)	Total disk space on D (GB)	Free disk space on D (GB)	Total disk space on E (GB)	Free disk space on E (GB)
9-1-2016	250	180	250	83	250	144
8-1-2016	0	180	0	83	0	146
7-1-2016	0	180	0	83	0	146
6-1-2016	0	180	0	83	0	146
5-1-2016	0	180	0	83	0	146
4-1-2016	0	181	0	83	0	146
3-1-2016	0	181	0	83	0	146

=====  
 HARDDISK USAGE    VEN\_PRD\_ORACLE2  
 =====

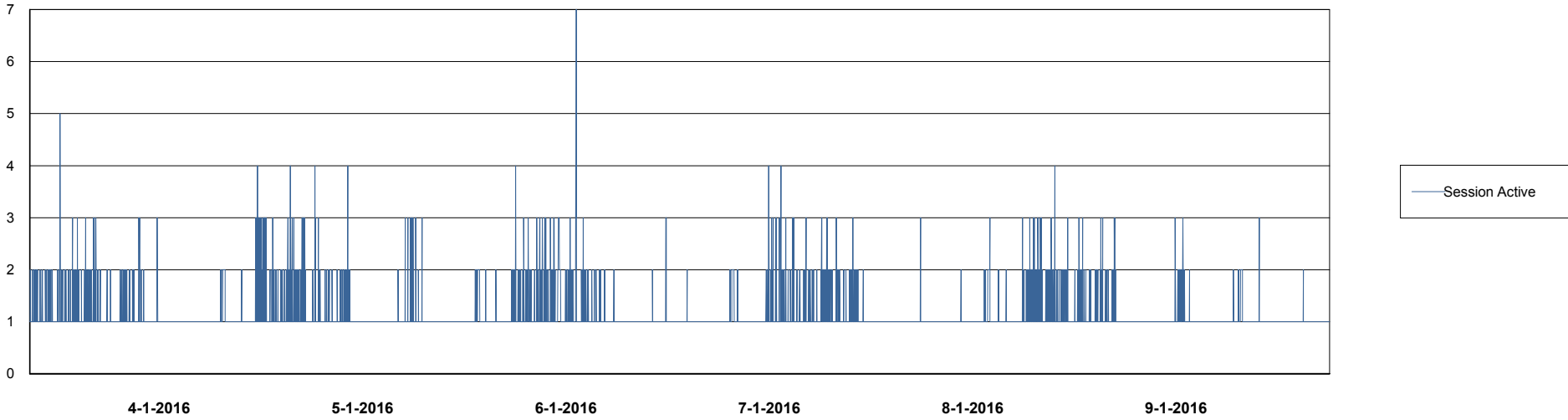
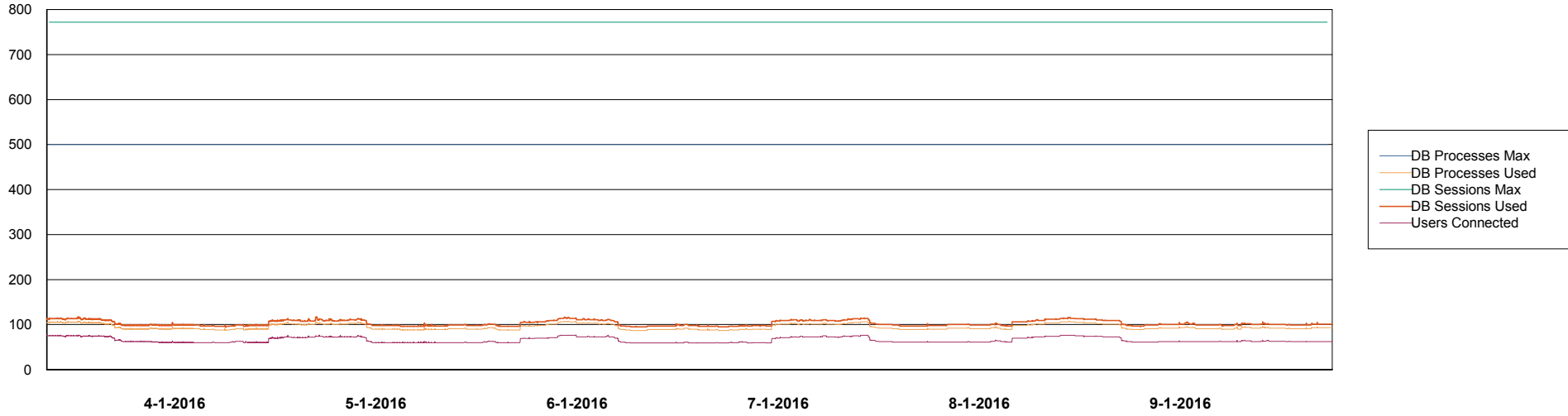
	Total disk space on C (GB)	Free disk space on C (GB)	Total disk space on D (GB)	Free disk space on D (GB)	Total disk space on E (GB)	Free disk space on E (GB)
9-1-2016	400	253	400	300	400	225
8-1-2016	0	254	0	300	0	228
7-1-2016	0	254	0	300	0	229
6-1-2016	0	254	0	300	0	228
5-1-2016	0	254	0	300	0	228
4-1-2016	0	255	0	300	0	228
3-1-2016	0	255	0	300	0	229

# Weekly SLA Customer Report

Customer VEN\_Production  
Database ID 35



DATABASE PERFORMANCE      VENDB\_Production



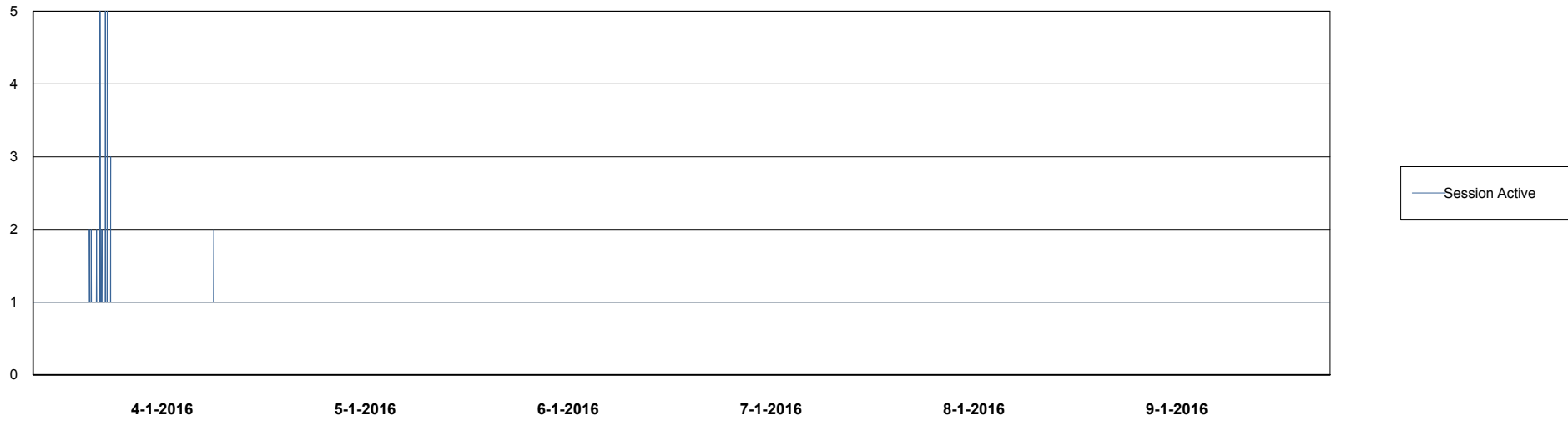
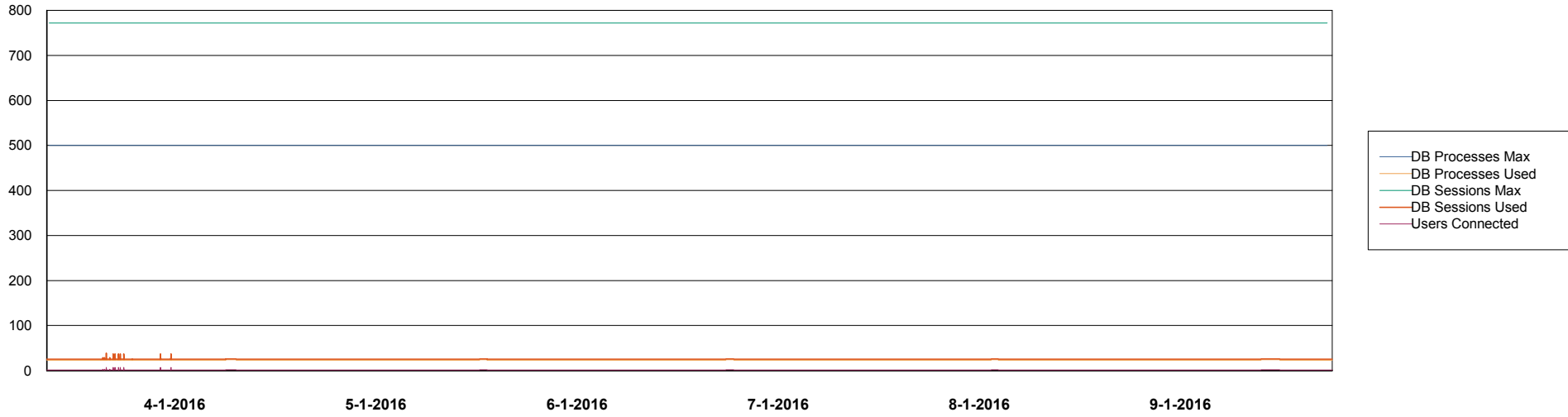
# Weekly SLA Customer Report

Customer VEN\_Production  
Database ID 35



## DATABASE PERFORMANCE

VENDB\_Standby



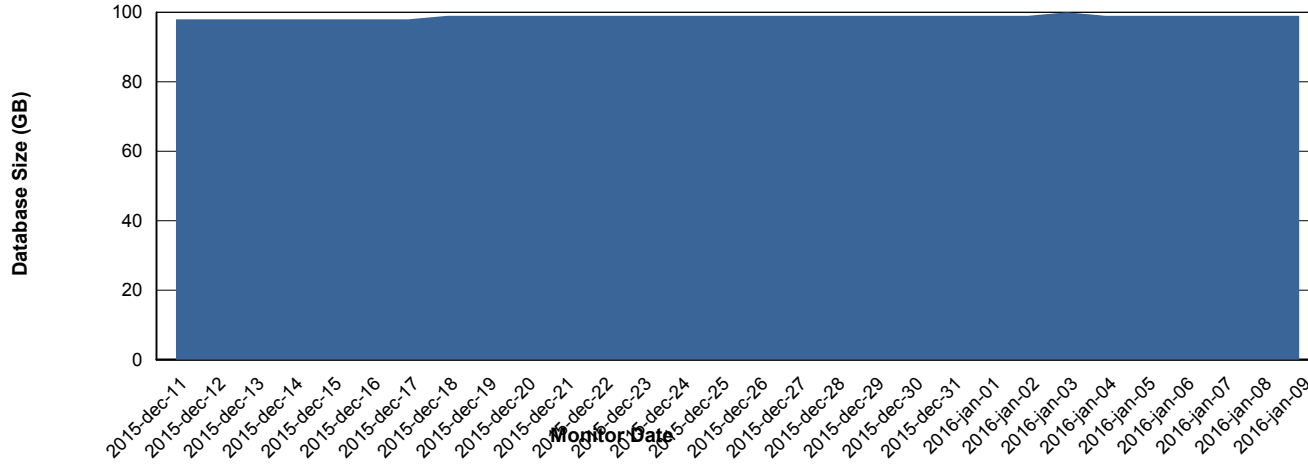
# Weekly SLA Customer Report

Customer VEN\_Production  
 Database ID 35



=====  
 DATABASE SIZE VENDB\_Production  
 =====

## Database growth over last month



=====  
 DATABASE TABLESPACES VENDB\_Production  
 =====

### TOTAL DATABASE SIZE PER TABLESPACE

Date	Tablespace Name	Filesize (Gb)	Usedsize (Gb)	Percentage free
9-1-2016	ABSDATA	39	32	18
	INDX	88	66	25
8-1-2016	ABSDATA	39	32	18
	INDX	88	66	25
7-1-2016	ABSDATA	39	32	18
	INDX	88	66	25
6-1-2016	ABSDATA	39	32	18
	INDX	88	66	25
5-1-2016	ABSDATA	39	32	18
	INDX	88	66	25
4-1-2016	ABSDATA	39	32	18
	INDX	88	65	26
3-1-2016	ABSDATA	39	32	18
	INDX	88	65	26

# Weekly SLA Customer Report

Customer VEN\_Production  
Database ID 35



=====  
STANDBY DATABASE HEALTH VEN\_Production  
=====

### Recovery lag for last 7 days

