

# Weekly SLA Customer Report

Customer DFD Production  
 Database ID 39



=====  
 HARDDISK USAGE DFD\_PRD\_ABSWEB  
 =====

	Total disk space on C (GB)	Free disk space on C (GB)
15-12-2015	60	21
14-12-2015	60	21
13-12-2015	60	21
12-12-2015	60	21
11-12-2015	60	21
10-12-2015	60	21
9-12-2015	60	21

=====  
 HARDDISK USAGE DFD\_PRD\_BI1  
 =====

	Total disk space on C (GB)	Free disk space on C (GB)	Total disk space on E (GB)	Free disk space on E (GB)
15-12-2015	50	18	100	33
14-12-2015	50	18	100	33
13-12-2015	50	18	100	33
12-12-2015	50	18	100	33
11-12-2015	50	18	100	33
10-12-2015	50	18	100	33
9-12-2015	50	18	100	33

## Weekly SLA Customer Report

Customer     DFD Production  
 Database ID    39



=====  
 HARDDISK USAGE    DFD\_PRD\_ORACLE1  
 =====

	Total disk space on C (GB)	Free disk space on C (GB)	Total disk space on D (GB)	Free disk space on D (GB)	Total disk space on E (GB)	Free disk space on E (GB)	Total disk space on F (GB)	Free disk space on F (GB)
15-12-2015	78	44	479	356	400	260	800	716
14-12-2015	78	44	479	356	400	262	800	716
13-12-2015	78	44	479	356	400	263	800	716
12-12-2015	78	44	479	356	400	245	800	716
11-12-2015	78	44	479	356	400	249	800	716
10-12-2015	78	44	479	356	400	253	800	716
9-12-2015	78	44	479	356	400	256	800	716

=====  
 HARDDISK USAGE    DFD\_PRD\_ORACLE2  
 =====

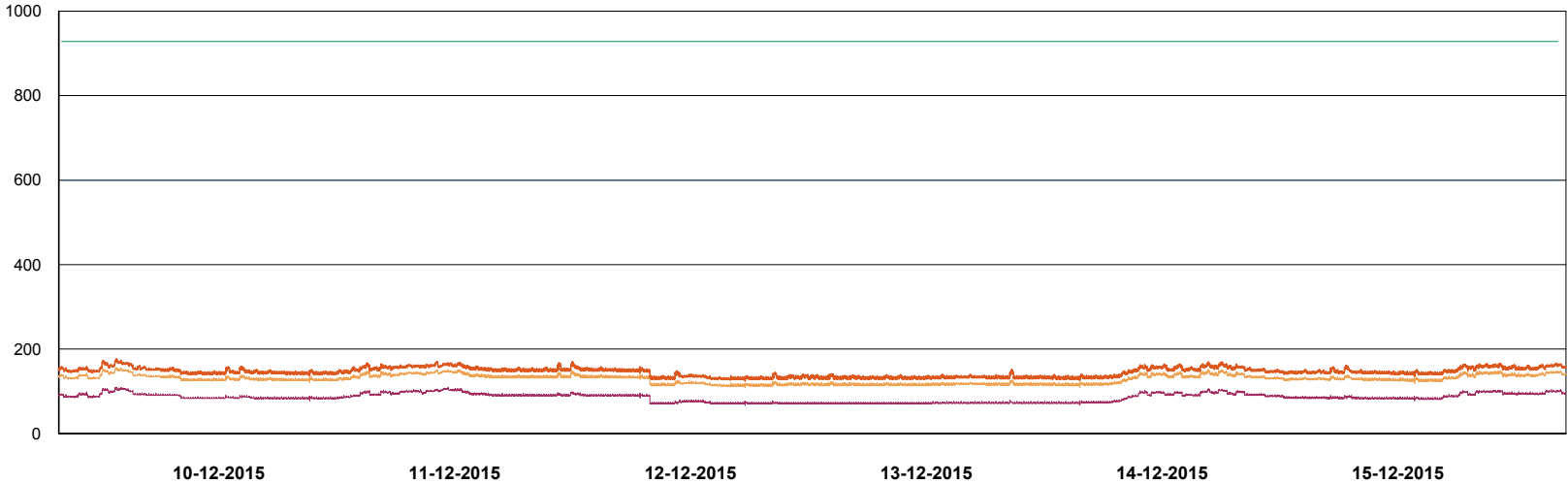
	Total disk space on C (GB)	Free disk space on C (GB)	Total disk space on D (GB)	Free disk space on D (GB)	Total disk space on E (GB)	Free disk space on E (GB)	Total disk space on F (GB)	Free disk space on F (GB)
15-12-2015	78	45	479	343	400	78	800	623
14-12-2015	78	45	479	343	400	81	800	623
13-12-2015	78	45	479	343	400	83	800	623
12-12-2015	78	45	479	343	400	85	800	623
11-12-2015	78	45	479	343	400	88	800	623
10-12-2015	78	45	479	343	400	93	800	623
9-12-2015	78	46	479	343	400	97	800	623

# Weekly SLA Customer Report

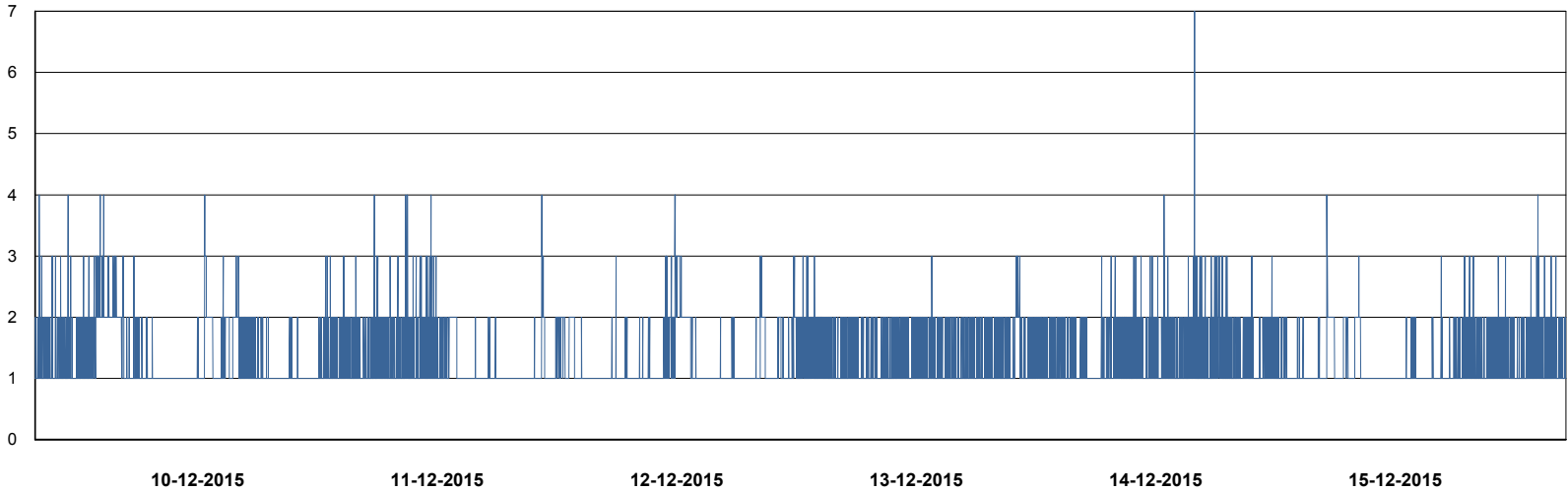
Customer DFD Production  
Database ID 39



DATABASE PERFORMANCE DFDDB\_Production



- DB Processes Max
- DB Processes Used
- DB Sessions Max
- DB Sessions Used
- Users Connected



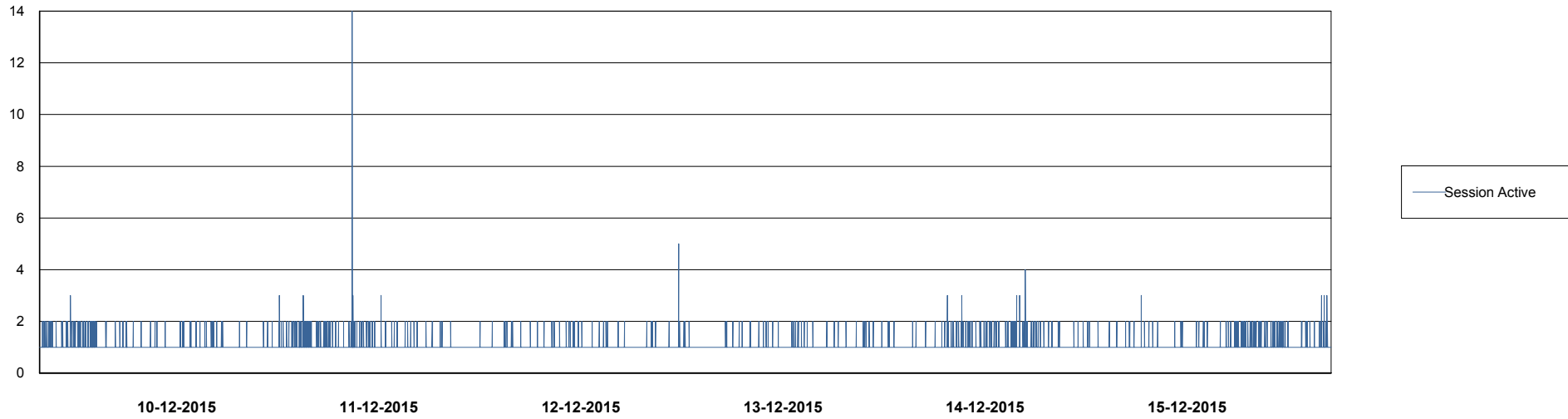
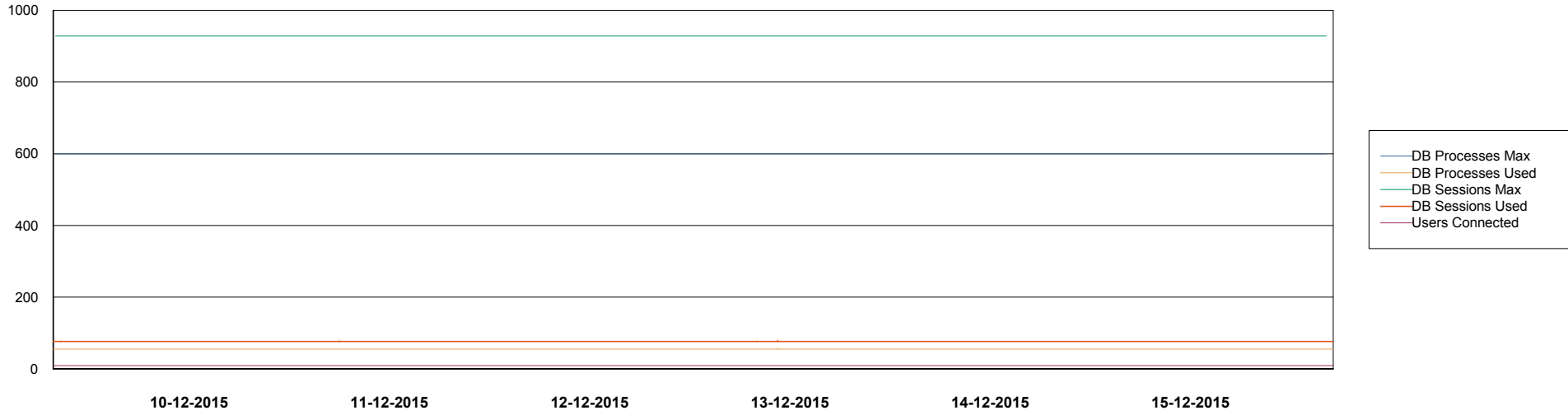
- Session Active

# Weekly SLA Customer Report

Customer DFD Production  
Database ID 39



## DATABASE PERFORMANCE DFDDB\_Standby



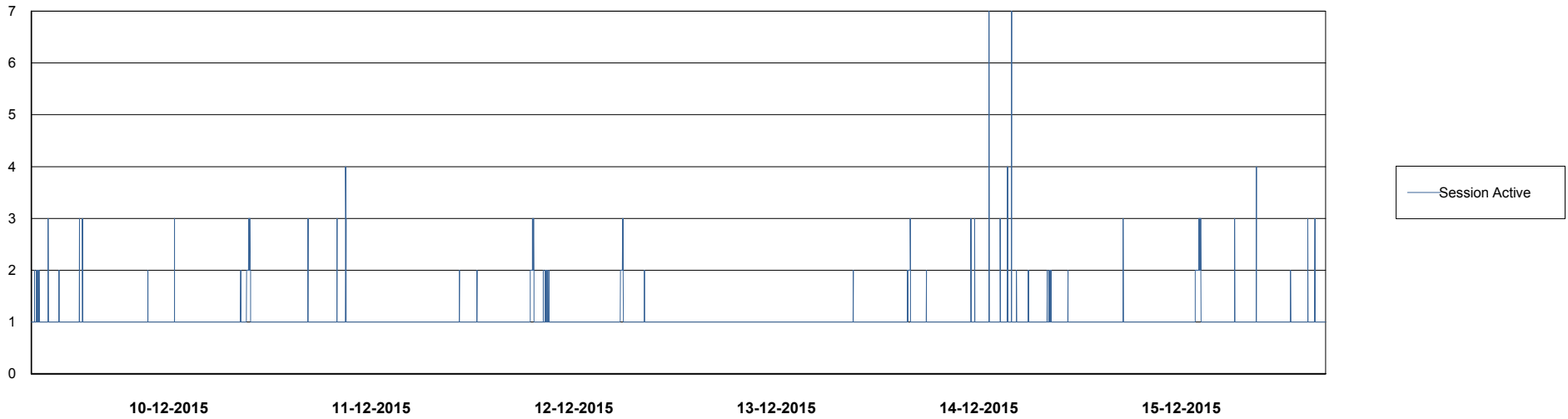
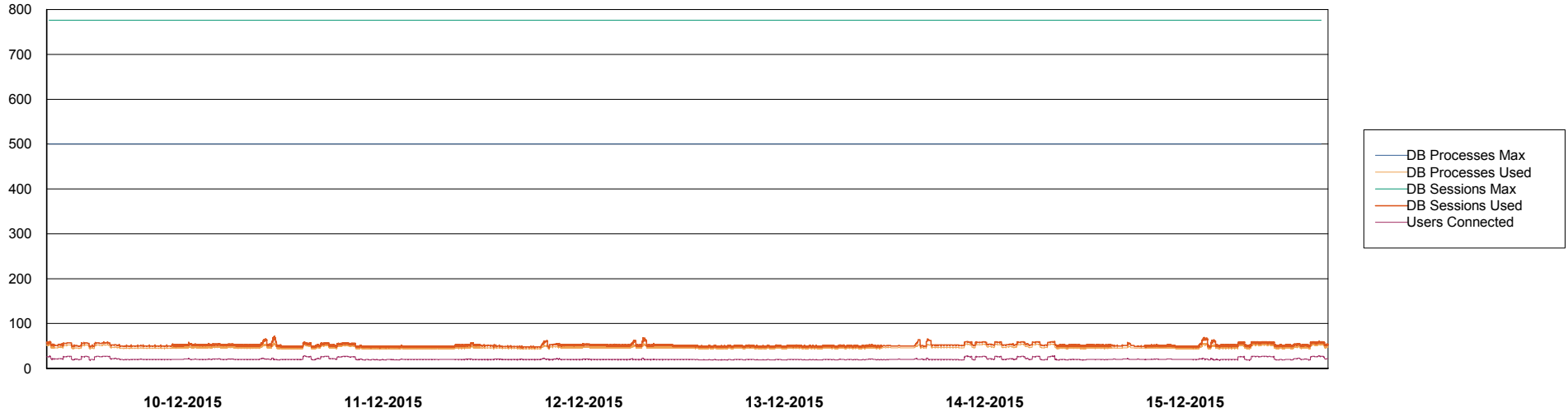
# Weekly SLA Customer Report

Customer DFD Production  
Database ID 39



## DATABASE PERFORMANCE

DFDDBBI\_Production



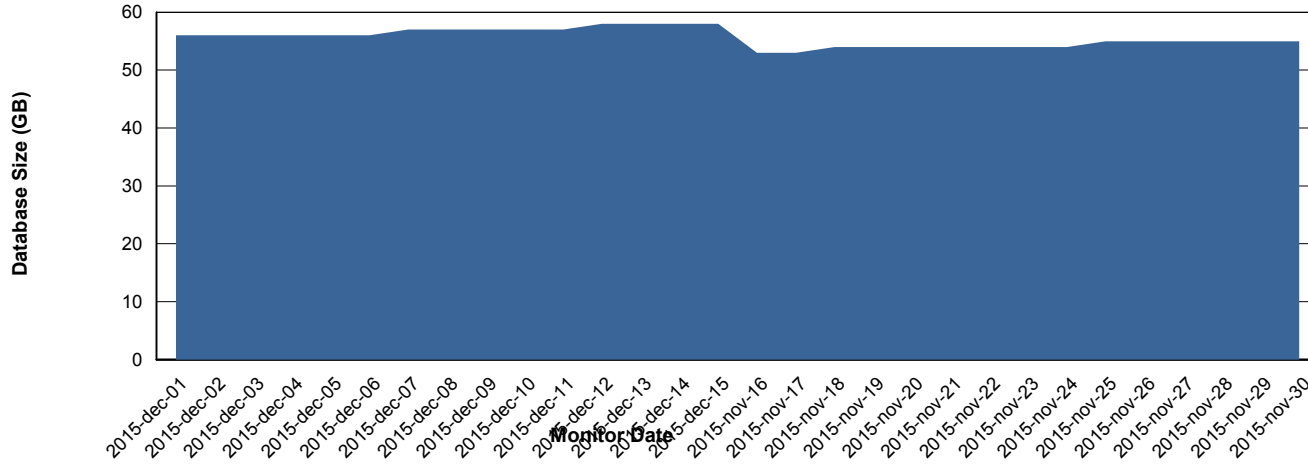
# Weekly SLA Customer Report

Customer DFD Production  
Database ID 39



=====  
DATABASE SIZE DFDDDB\_Production  
=====

## Database growth over last month



# Weekly SLA Customer Report

Customer DFD Production  
 Database ID 39



=====  
 DATABASE TABLESPACES DFDDDB\_Production  
 =====

TOTAL DATABASE SIZE PER TABLESPACE

Date	Tablespace Name	Filesize (Gb)	Usedsize (Gb)	Percentage free
15-12-2015	ABSDATA	22	18	18
	INDX	44	38	14
14-12-2015	ABSDATA	22	18	18
	INDX	44	38	14
13-12-2015	ABSDATA	22	18	18
	INDX	44	38	14
12-12-2015	ABSDATA	22	18	18
	INDX	44	38	14
11-12-2015	ABSDATA	22	18	18
	INDX	44	37	16
10-12-2015	ABSDATA	22	18	18
	INDX	44	37	16
9-12-2015	ABSDATA	22	18	18
	INDX	44	37	16

# Weekly SLA Customer Report

Customer DFD Production  
 Database ID 39



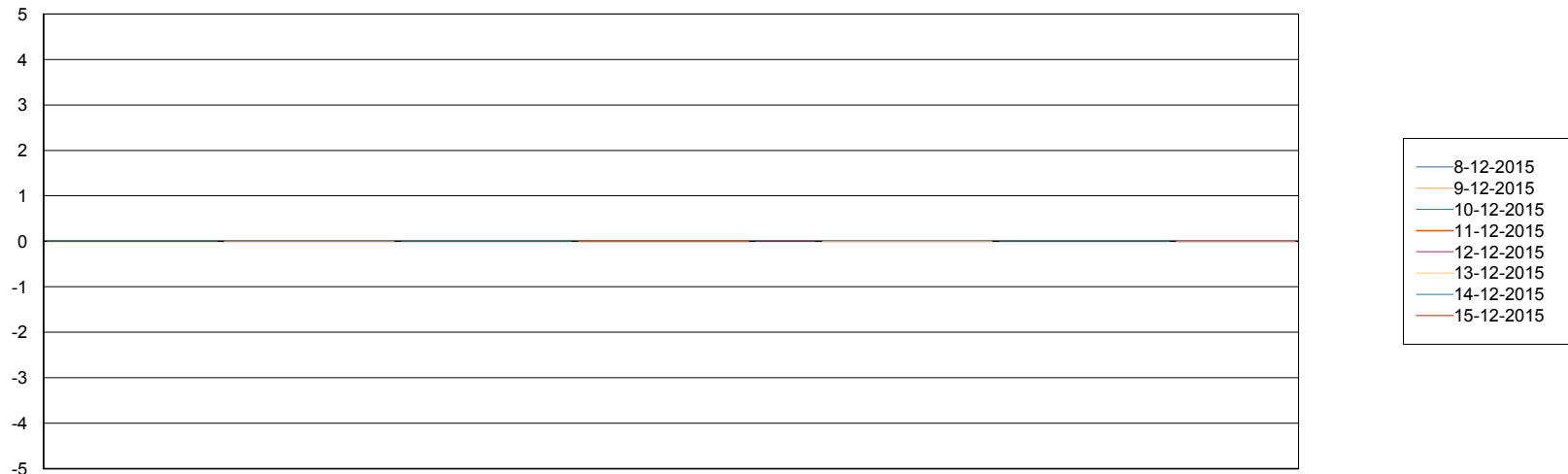
=====  
 DATABASE TABLESPACES DFDDDBI\_Production  
 =====

TOTAL DATABASE SIZE PER TABLESPACE

Date	Tablespace Name	Filesize (Gb)	Usedsize (Gb)	Percentage free
15-12-2015	ABSDATA	10	8	20
	INDX	20	11	45
14-12-2015	ABSDATA	10	8	20
	INDX	20	11	45
13-12-2015	ABSDATA	10	8	20
	INDX	20	11	45
12-12-2015	ABSDATA	10	8	20
	INDX	20	11	45
11-12-2015	ABSDATA	10	8	20
	INDX	20	11	45
10-12-2015	ABSDATA	10	8	20
	INDX	20	11	45
9-12-2015	ABSDATA	10	8	20
	INDX	20	11	45

=====  
 STANDBY DATABASE HEALTH DFD Production  
 =====

Recovery lag for last 7 days



# Weekly SLA Customer Report

Customer DFD Production  
Database ID 39



=====  
ABSolute Application Server Services  
=====

## Avg memory used per ABS Server Service

