

Weekly SLA Customer Report

Customer BCH Production
 Database ID 28



=====
 HARDDISK USAGE BCH_PRD_ORCDB1
 =====

	Total disk space on C (GB)	Free disk space on C (GB)	Total disk space on D (GB)	Free disk space on D (GB)
14-12-2015	278	142	278	70
13-12-2015	278	141	278	72
12-12-2015	278	143	278	74
11-12-2015	278	141	278	69
10-12-2015	278	141	278	61
9-12-2015	278	141	278	64
8-12-2015	278	141	278	67

=====
 HARDDISK USAGE BCH_PRD_ORCDB2
 =====

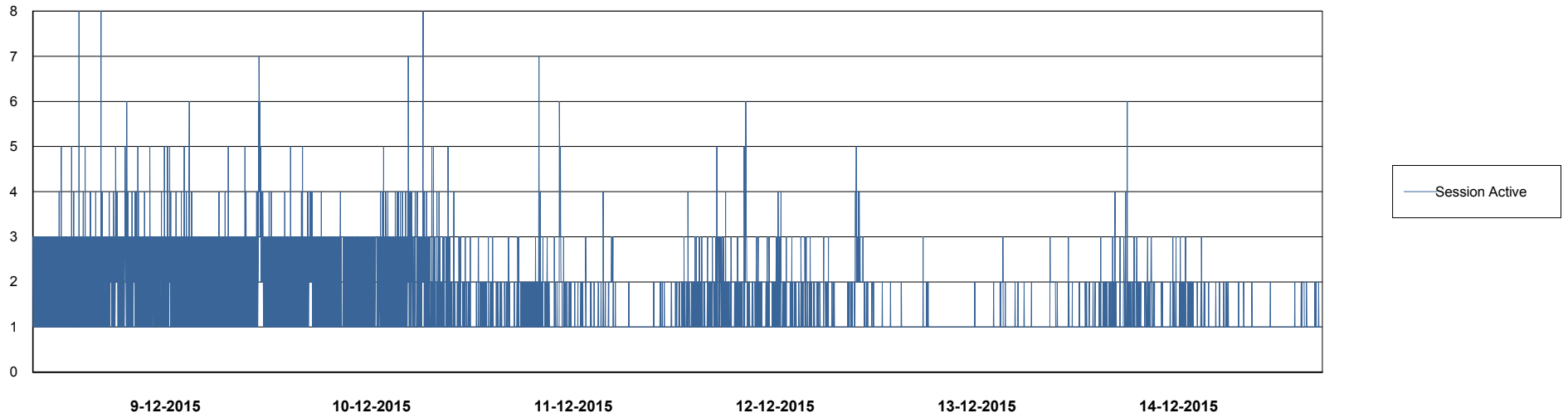
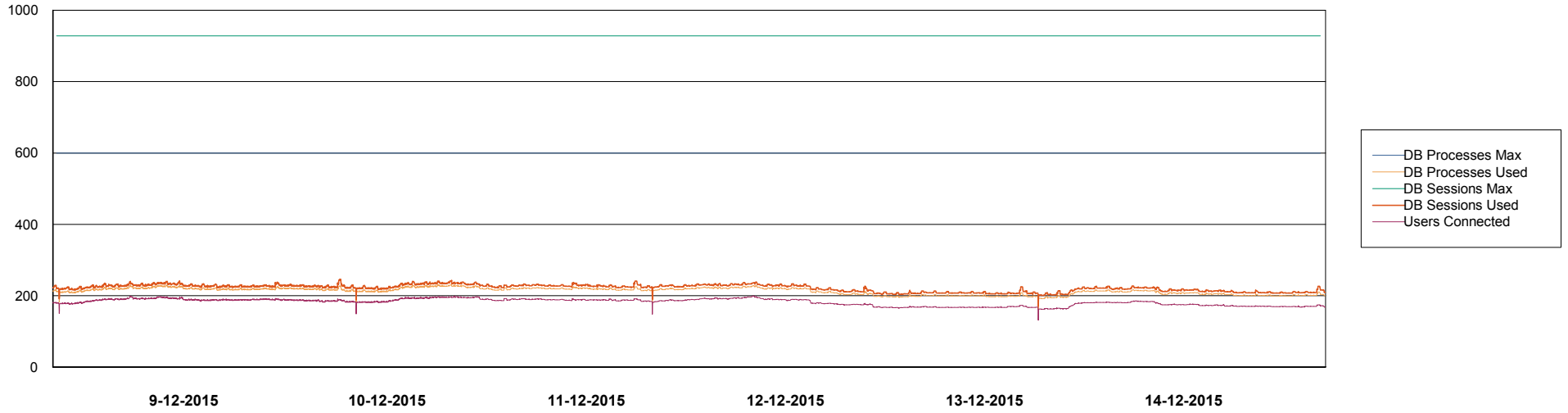
	Total disk space on C (GB)	Free disk space on C (GB)	Total disk space on D (GB)	Free disk space on D (GB)
14-12-2015	278	159	278	67
13-12-2015	278	159	278	69
12-12-2015	278	159	278	71
11-12-2015	278	159	278	66
10-12-2015	278	159	278	58
9-12-2015	278	159	278	61
8-12-2015	278	159	278	64

Weekly SLA Customer Report

Customer BCH Production
Database ID 28



DATABASE PERFORMANCE BCHDB_Production

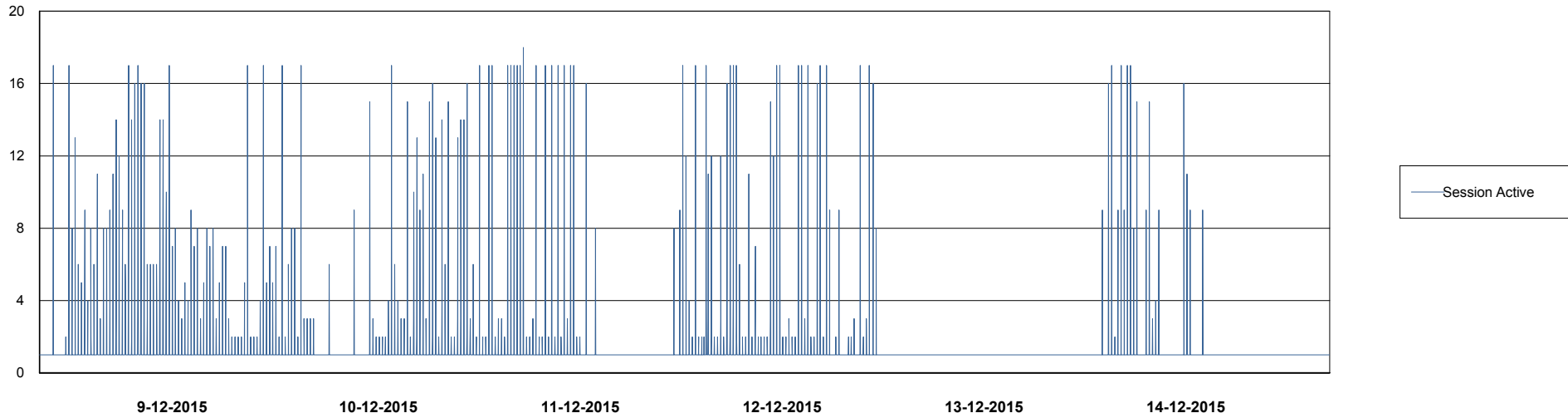
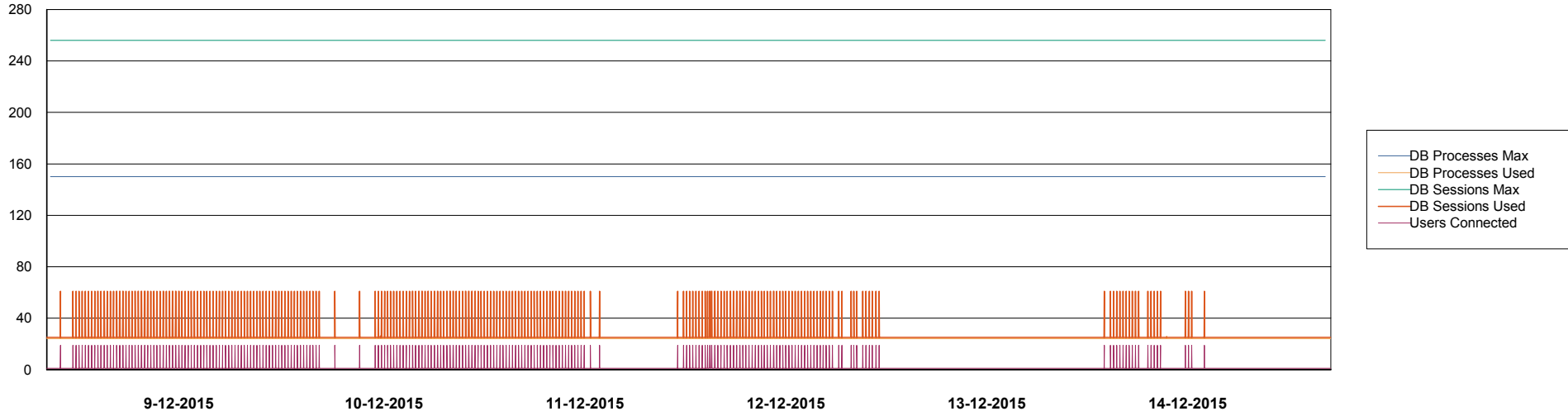


Weekly SLA Customer Report

Customer BCH Production
Database ID 28



DATABASE PERFORMANCE BCHDB_Standby



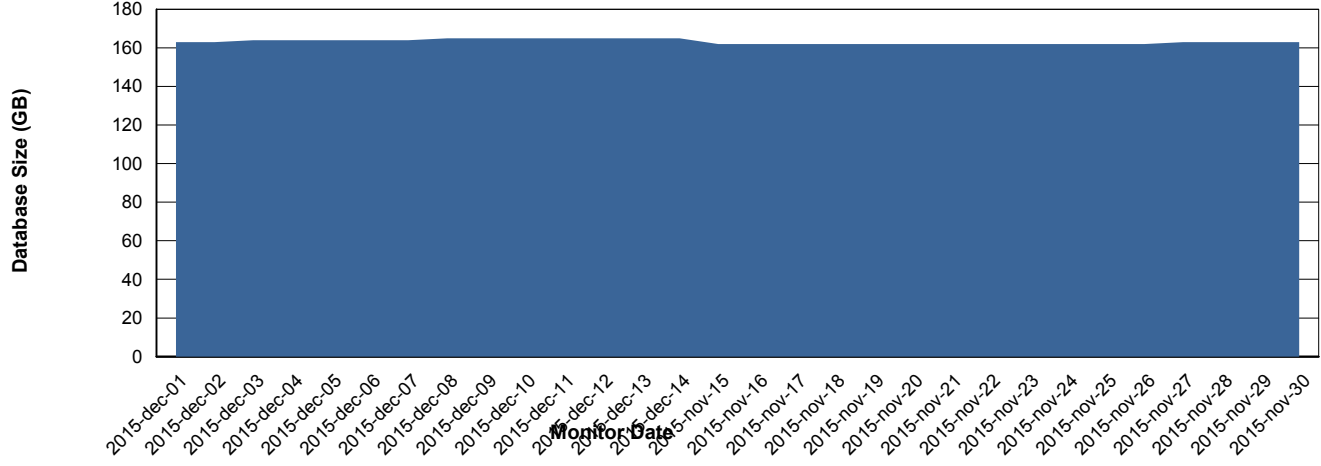
Weekly SLA Customer Report

Customer BCH Production
 Database ID 28



=====
 DATABASE SIZE BCHDB_Production
 =====

Database growth over last month



=====
 DATABASE TABLESPACES BCHDB_Production
 =====

TOTAL DATABASE SIZE PER TABLESPACE

Date	Tablespace Name	Filesize (Gb)	Usedsize (Gb)	Percentage free
14-12-2015	ABSDATA	42	30	29
	INDX	159	132	17
13-12-2015	ABSDATA	42	30	29
	INDX	159	132	17
12-12-2015	ABSDATA	42	30	29
	INDX	159	132	17
11-12-2015	ABSDATA	42	30	29
	INDX	159	132	17
10-12-2015	ABSDATA	42	30	29
	INDX	159	132	17
9-12-2015	ABSDATA	42	30	29
	INDX	159	132	17
8-12-2015	ABSDATA	42	30	29
	INDX	159	132	17

Weekly SLA Customer Report

Customer BCH Production
Database ID 28



=====
STANDBY DATABASE HEALTH BCH Production
=====

Recovery lag for last 7 days

