

## Weekly SLA Customer Report

Customer      CLO Production  
 Database ID    38



=====  
 HARDDISK USAGE    CLO\_PRD\_CLO\_ORACLE\_001  
 =====

	Total disk space on C (GB)	Free disk space on C (GB)	Total disk space on D (GB)	Free disk space on D (GB)	Total disk space on E (GB)	Free disk space on E (GB)
28-11-2015	137	22	137	50	107	46
27-11-2015	137	22	137	51	107	25
26-11-2015	137	22	137	51	107	29
25-11-2015	137	22	137	52	107	33
24-11-2015	137	22	137	52	107	38
23-11-2015	137	23	137	53	107	42
22-11-2015	137	23	137	55	107	44

=====  
 HARDDISK USAGE    CLO\_PRD\_CLO\_ORACLE\_002  
 =====

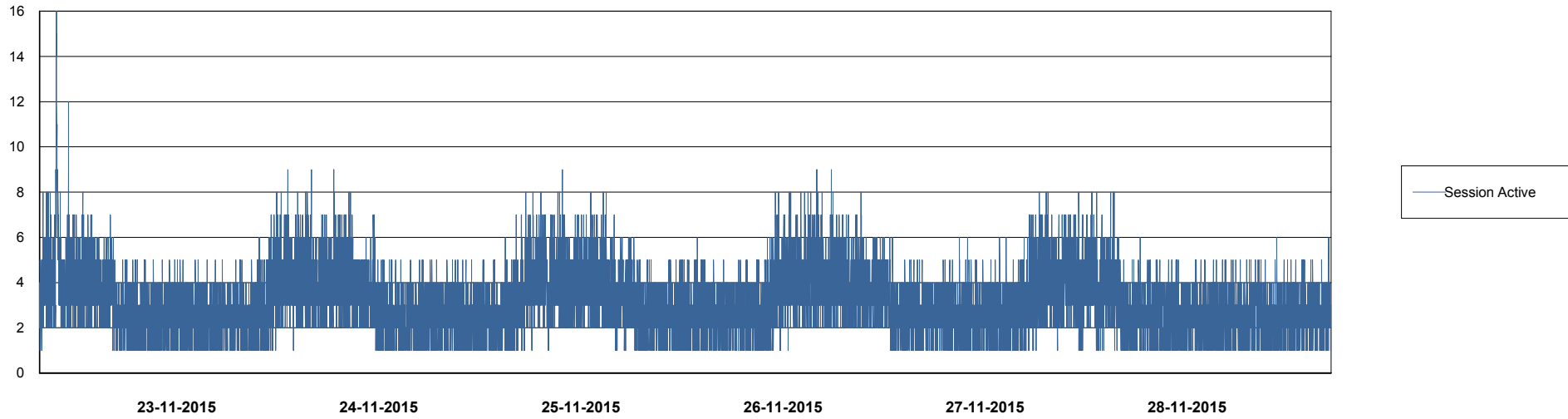
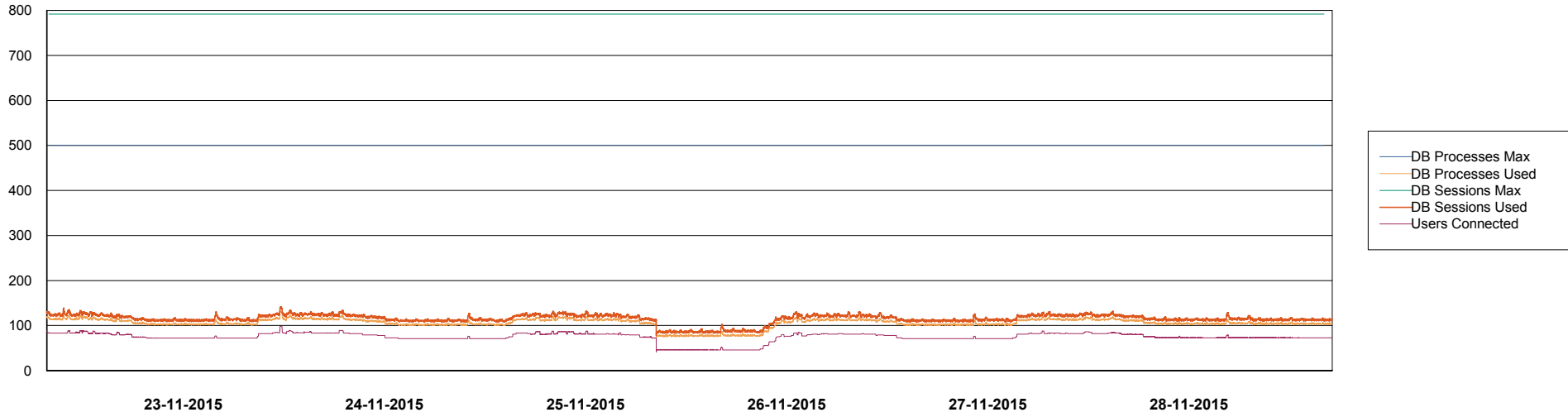
	Total disk space on C (GB)	Free disk space on C (GB)	Total disk space on D (GB)	Free disk space on D (GB)	Total disk space on E (GB)	Free disk space on E (GB)
28-11-2015	273	136	137	36	107	76
27-11-2015	273	137	137	36	107	66
26-11-2015	273	137	137	36	107	68
25-11-2015	273	137	137	36	107	70
24-11-2015	273	137	137	36	107	72
23-11-2015	273	137	137	38	107	74
22-11-2015	273	137	137	39	107	75

# Weekly SLA Customer Report

Customer CLO Production  
Database ID 38



DATABASE PERFORMANCE CLODB\_Production

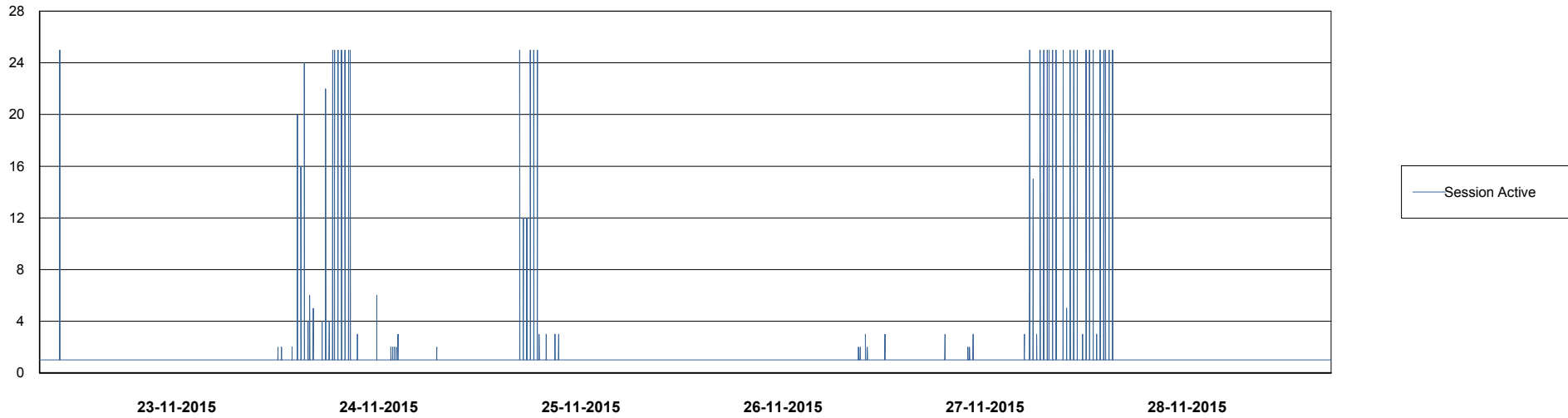
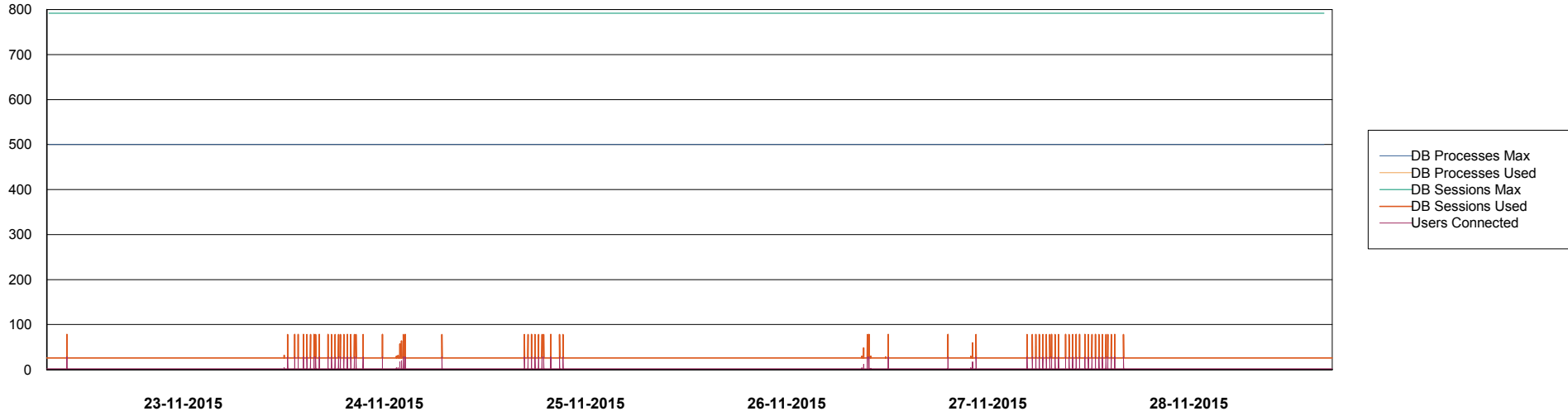


# Weekly SLA Customer Report

Customer CLO Production  
Database ID 38



DATABASE PERFORMANCE CLODB\_Standby



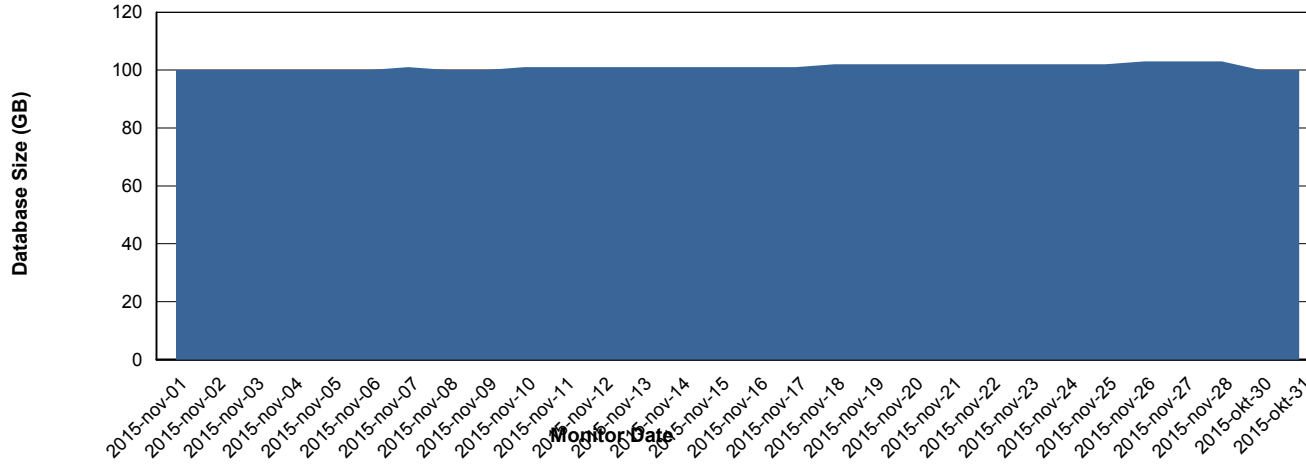
# Weekly SLA Customer Report

Customer CLO Production  
 Database ID 38



=====  
 DATABASE SIZE CLODB\_Production  
 =====

## Database growth over last month



=====  
 DATABASE TABLESPACES CLODB\_Production  
 =====

### TOTAL DATABASE SIZE PER TABLESPACE

Date	Tablespace Name	Filesize (Gb)	Usedsize (Gb)	Percentage free
28-11-2015	ABSDATA	63	52	17
	INDX	61	50	18
27-11-2015	ABSDATA	63	52	17
	INDX	61	50	18
26-11-2015	ABSDATA	63	52	17
	INDX	61	50	18
25-11-2015	ABSDATA	63	52	17
	INDX	61	50	18
24-11-2015	ABSDATA	63	52	17
	INDX	61	50	18
23-11-2015	ABSDATA	63	52	17
	INDX	61	50	18
22-11-2015	ABSDATA	63	52	17
	INDX	58	50	14

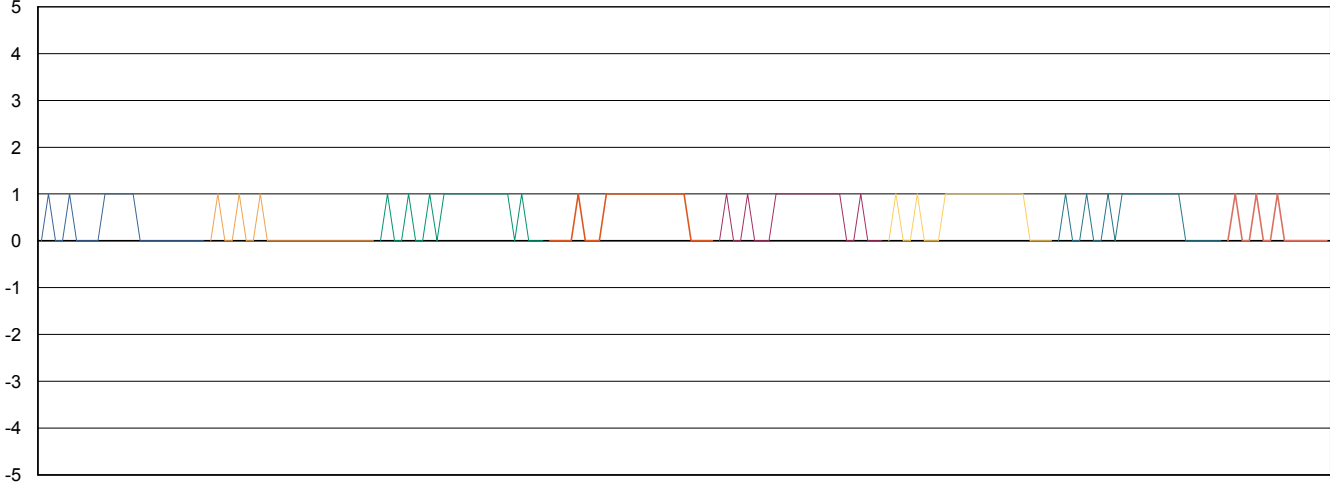
# Weekly SLA Customer Report

Customer CLO Production  
Database ID 38



=====  
STANDBY DATABASE HEALTH CLO Production  
=====

### Recovery lag for last 7 days



- 21-11-2015
- 22-11-2015
- 23-11-2015
- 24-11-2015
- 25-11-2015
- 26-11-2015
- 27-11-2015
- 28-11-2015

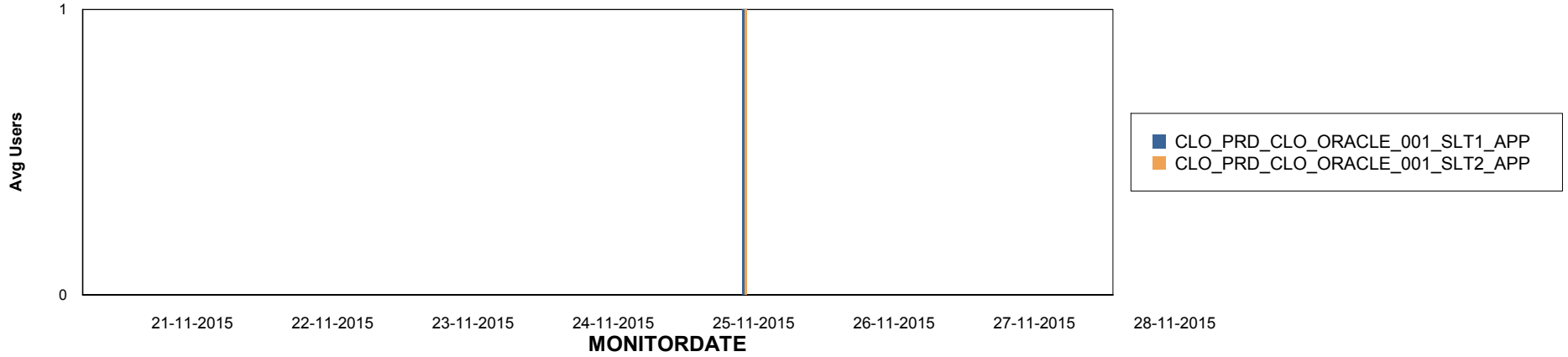
# Weekly SLA Customer Report

Customer CLO Production  
Database ID 38

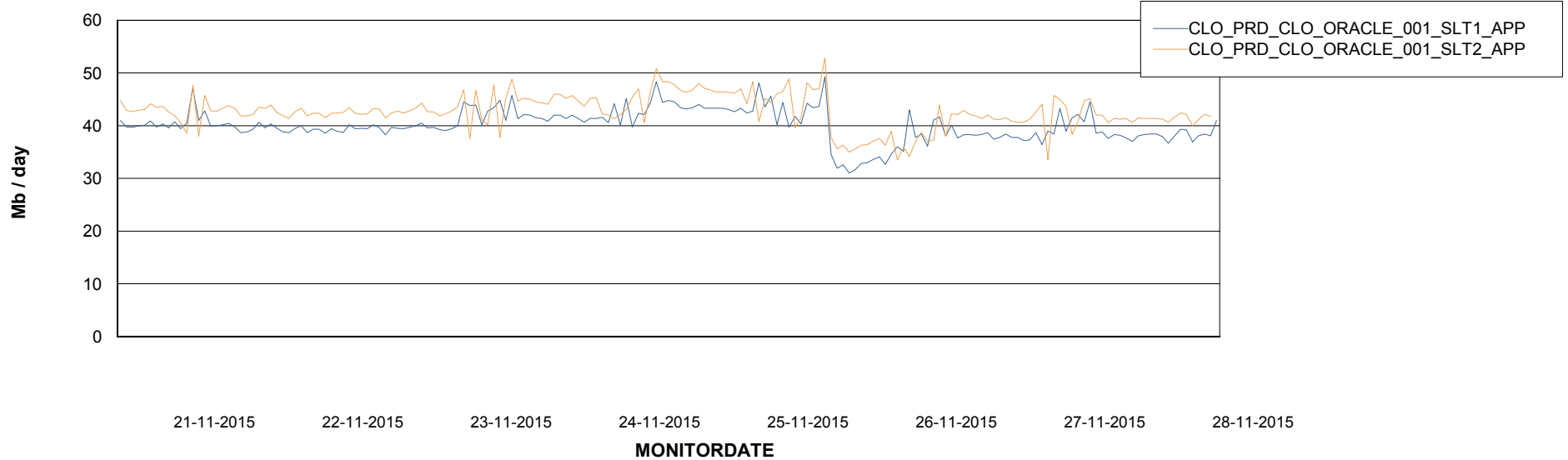


## ABSolute Application Server Services

### Disaster per ABS Server



### Avg memory used per ABS Server Service



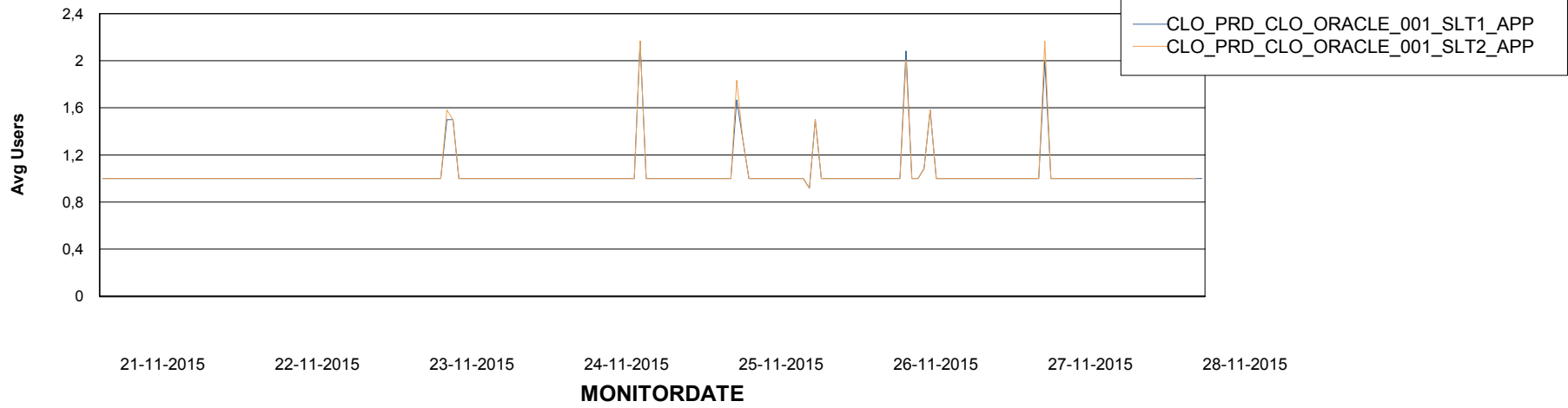
# Weekly SLA Customer Report

Customer CLO Production  
Database ID 38



=====  
ABSolute Application Server Services  
=====

### Avg users per day per ABS server



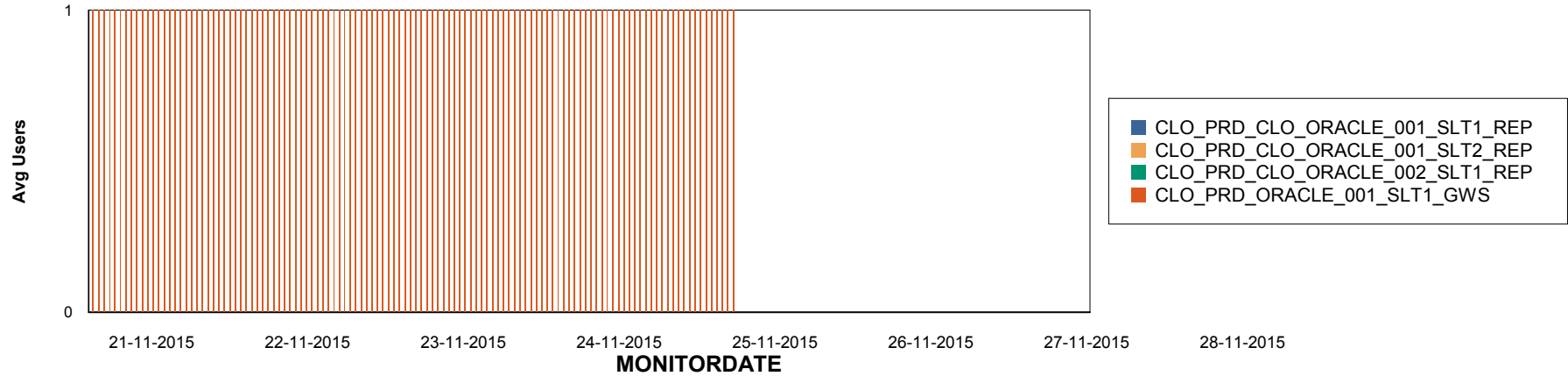
# Weekly SLA Customer Report

Customer CLO Production  
Database ID 38

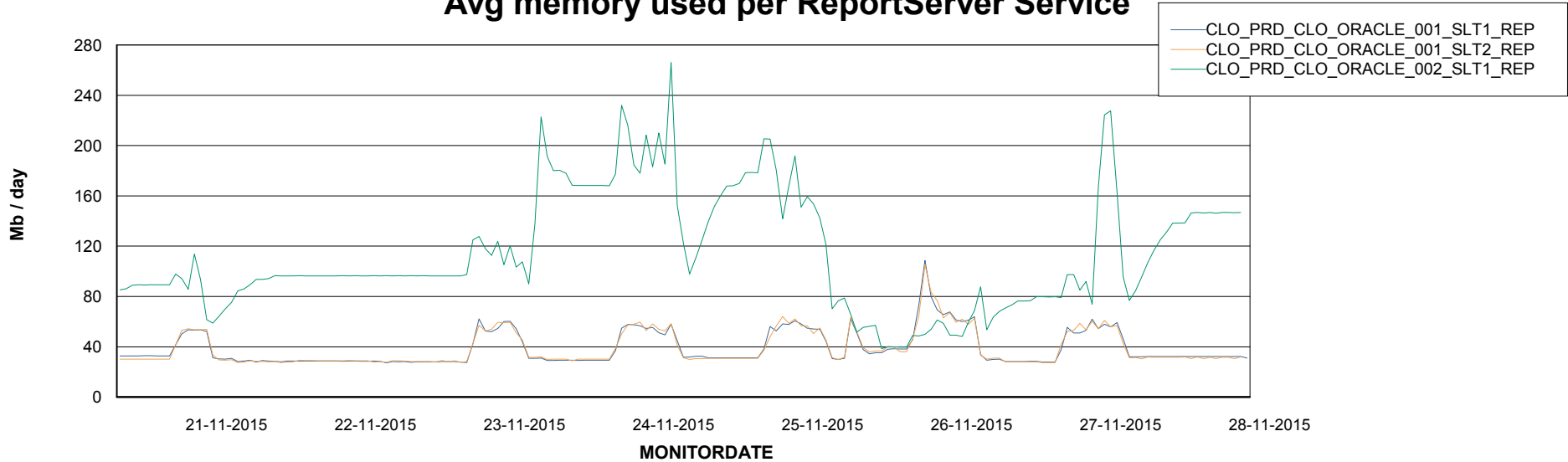


=====  
ABSolute Application ReportServer Services  
=====

## Disaster per ReportServer



## Avg memory used per ReportServer Service



# Weekly SLA Customer Report

Customer CLO Production  
Database ID 38



## Disaster per ABS component

