

Weekly SLA Customer Report

Customer PCO Production
 Database ID 44



=====
 HARDDISK USAGE PCO_PRD_ORACLE1
 =====

	Total disk space on C (GB)	Free disk space on C (GB)	Total disk space on D (GB)	Free disk space on D (GB)
14-11-2015	279	217	838	233
13-11-2015	279	217	838	235
12-11-2015	279	217	838	238
11-11-2015	279	217	838	241
10-11-2015	279	217	838	244
9-11-2015	279	217	838	247
8-11-2015	279	217	838	250

=====
 HARDDISK USAGE PCO_PRD_ORACLE2
 =====

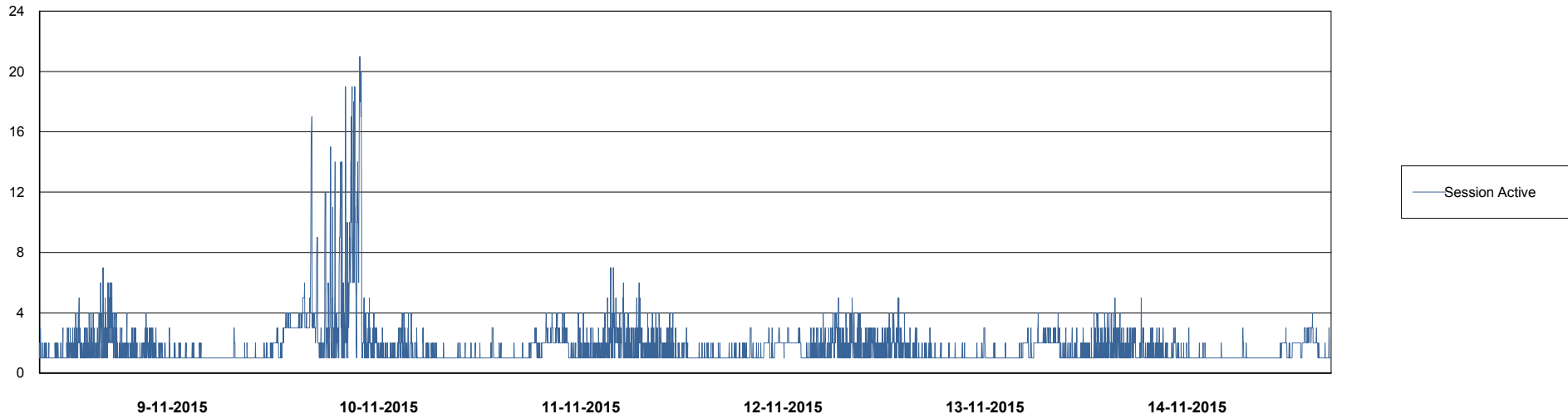
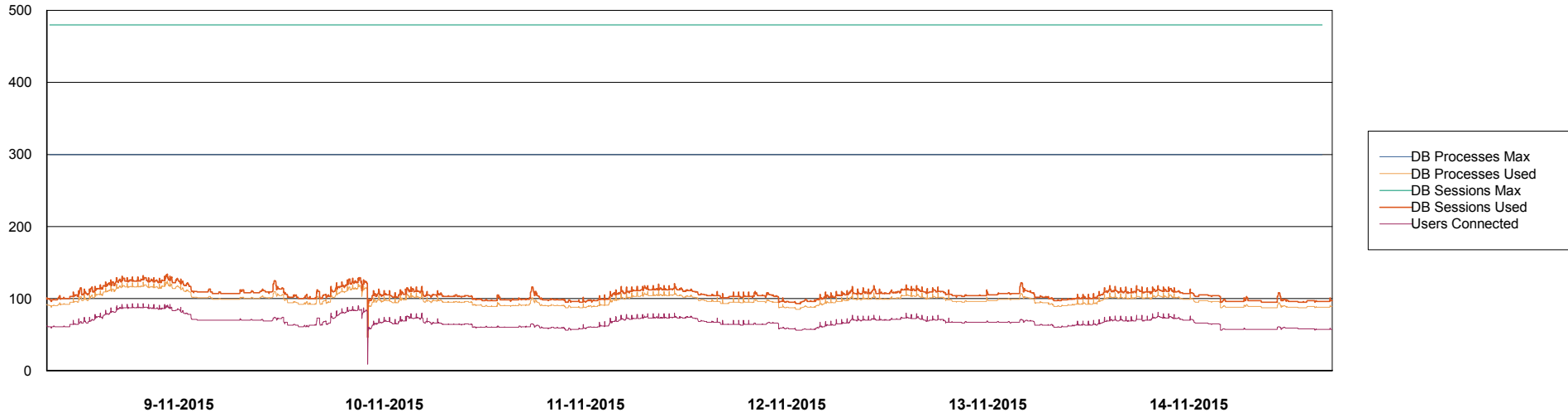
	Total disk space on C (GB)	Free disk space on C (GB)	Total disk space on D (GB)	Free disk space on D (GB)
14-11-2015	279	219	838	551
13-11-2015	279	218	838	553
12-11-2015	279	219	838	555
11-11-2015	279	218	838	558
10-11-2015	279	219	838	561
9-11-2015	279	219	838	565
8-11-2015	279	219	838	567

Weekly SLA Customer Report

Customer PCO Production
Database ID 44



DATABASE PERFORMANCE PCODB_Production

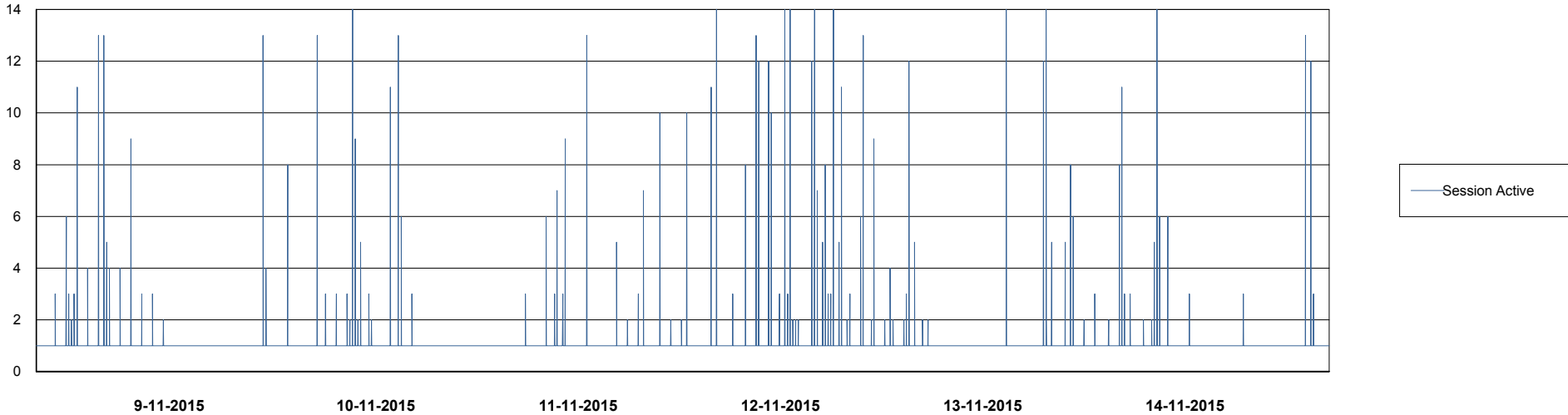
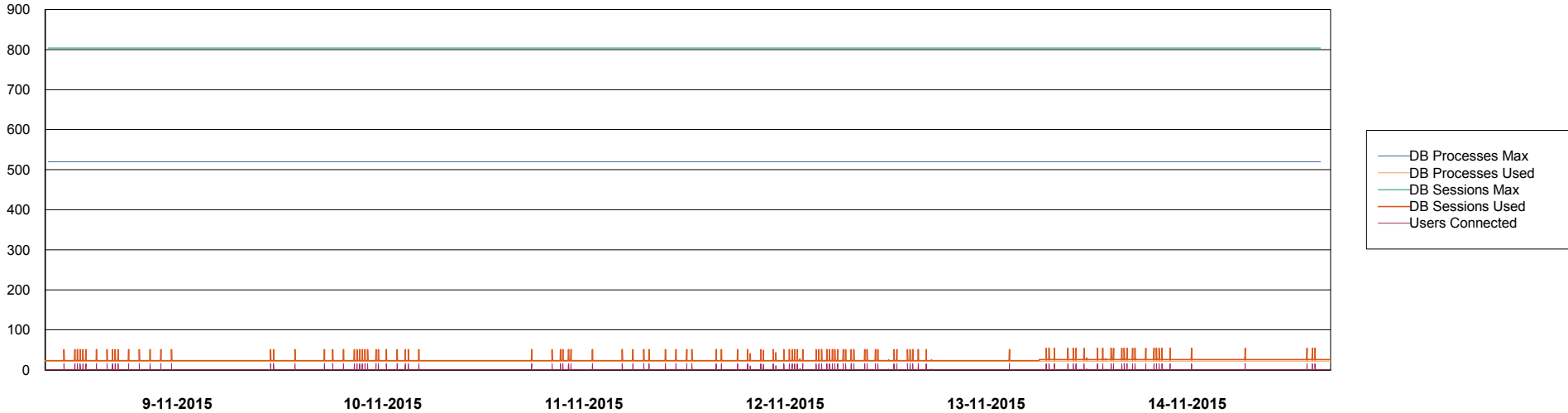


Weekly SLA Customer Report

Customer PCO Production
Database ID 44



DATABASE PERFORMANCE PCODB_Standby



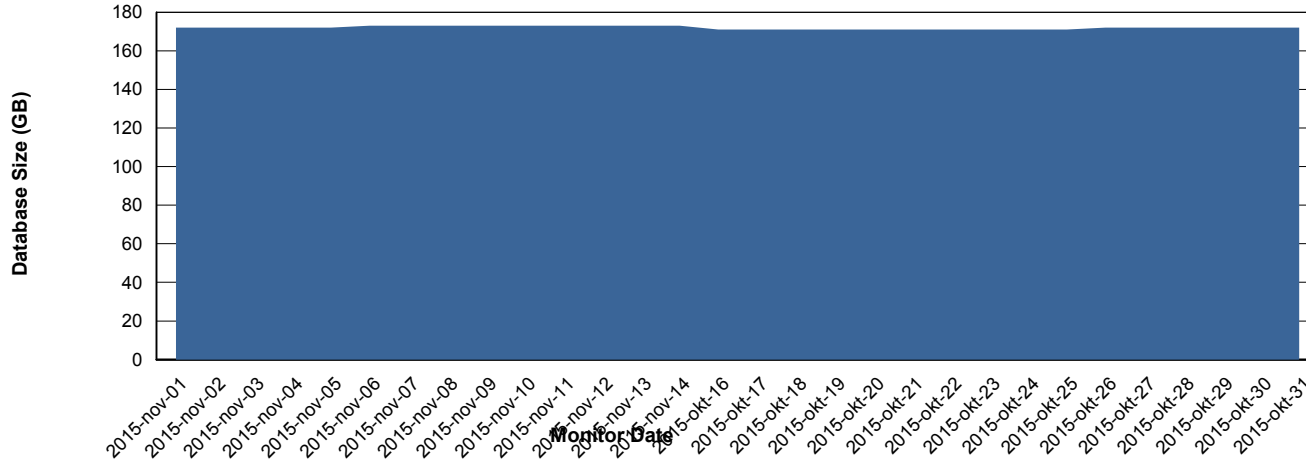
Weekly SLA Customer Report

Customer PCO Production
 Database ID 44



=====
 DATABASE SIZE PCODB_Production
 =====

Database growth over last month



=====
 DATABASE TABLESPACES PCODB_Production
 =====

TOTAL DATABASE SIZE PER TABLESPACE

Date	Tablespace Name	Filesize (Gb)	Usedsize (Gb)	Percentage free
14-11-2015	ABSDATA	81	66	19
	INDX	125	105	16
13-11-2015	ABSDATA	81	66	19
	INDX	125	105	16
12-11-2015	ABSDATA	81	66	19
	INDX	125	105	16
11-11-2015	ABSDATA	81	66	19
	INDX	125	105	16
10-11-2015	ABSDATA	81	66	19
	INDX	125	105	16
9-11-2015	ABSDATA	81	66	19
	INDX	125	105	16
8-11-2015	ABSDATA	81	66	19
	INDX	125	105	16

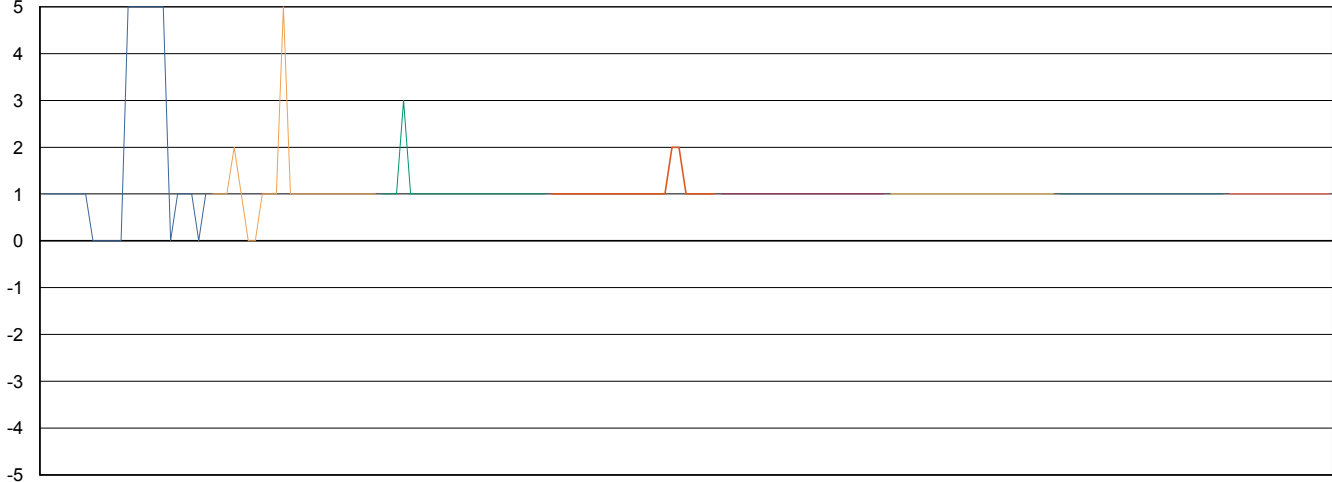
Weekly SLA Customer Report

Customer PCO Production
Database ID 44



=====
STANDBY DATABASE HEALTH PCO Production
=====

Recovery lag for last 7 days



- 7-11-2015
- 8-11-2015
- 9-11-2015
- 10-11-2015
- 11-11-2015
- 12-11-2015
- 13-11-2015
- 14-11-2015