

Weekly SLA Customer Report

Customer CSC_Production
 Database ID 50



=====
 HARDDISK USAGE CSC_PRD_ABSSRV
 =====

	Total disk space on C (GB)	Free disk space on C (GB)	Total disk space on D (GB)	Free disk space on D (GB)	Total disk space on E (GB)	Free disk space on E (GB)
14-11-2015	102	55	220	130	325	61
13-11-2015	102	55	220	130	325	61
12-11-2015	102	55	220	130	325	61
11-11-2015	102	55	220	130	325	61
10-11-2015	102	55	220	130	325	61
9-11-2015	102	55	220	130	325	61
8-11-2015	102	55	220	130	325	61

=====
 HARDDISK USAGE CSC_PRD_ABS01
 =====

	Total disk space on C (GB)	Free disk space on C (GB)	Total disk space on D (GB)	Free disk space on D (GB)	Total disk space on E (GB)	Free disk space on E (GB)
14-11-2015	110	58	210	115	500	215
13-11-2015	110	59	210	115	500	215
12-11-2015	110	59	210	115	500	215
11-11-2015	110	59	210	115	500	215
10-11-2015	110	59	210	115	500	215
9-11-2015	110	59	210	115	500	215
8-11-2015	110	59	210	115	500	215

Weekly SLA Customer Report

Customer CSC_Production
 Database ID 50



=====
 HARDDISK USAGE CSC_PRD_ABS02
 =====

	Total disk space on C (GB)	Free disk space on C (GB)
14-11-2015	80	48
13-11-2015	80	48
12-11-2015	80	48
11-11-2015	80	49
10-11-2015	80	49
9-11-2015	80	49
8-11-2015	80	49

=====
 HARDDISK USAGE CSC_PRD_SRV-DB-ABS
 =====

	Total disk space on C (GB)	Free disk space on C (GB)	Total disk space on D (GB)	Free disk space on D (GB)	Total disk space on E (GB)	Free disk space on E (GB)
14-11-2015	145	93	294	76	679	177
13-11-2015	145	93	294	76	679	167
12-11-2015	145	93	294	76	679	135
11-11-2015	145	94	294	76	679	233
10-11-2015	145	94	294	83	679	260
9-11-2015	145	94	294	40	679	162
8-11-2015	145	94	294	35	679	174

Weekly SLA Customer Report

Customer CSC_Production
 Database ID 50



=====
 HARDDISK USAGE CSC_PRD_SRV-DB-ABS4
 =====

	Total disk space on C (GB)	Free disk space on C (GB)	Total disk space on D (GB)	Free disk space on D (GB)	Total disk space on E (GB)	Free disk space on E (GB)
14-11-2015	100	76	500	409	500	271
13-11-2015	100	76	500	409	500	249
12-11-2015	100	75	500	409	500	241
11-11-2015	100	77	500	409	500	243
10-11-2015	100	77	500	409	500	249
9-11-2015	100	77	500	409	500	252
8-11-2015	100	77	500	409	500	263

=====
 HARDDISK USAGE CSC_PRD_WEBSRV
 =====

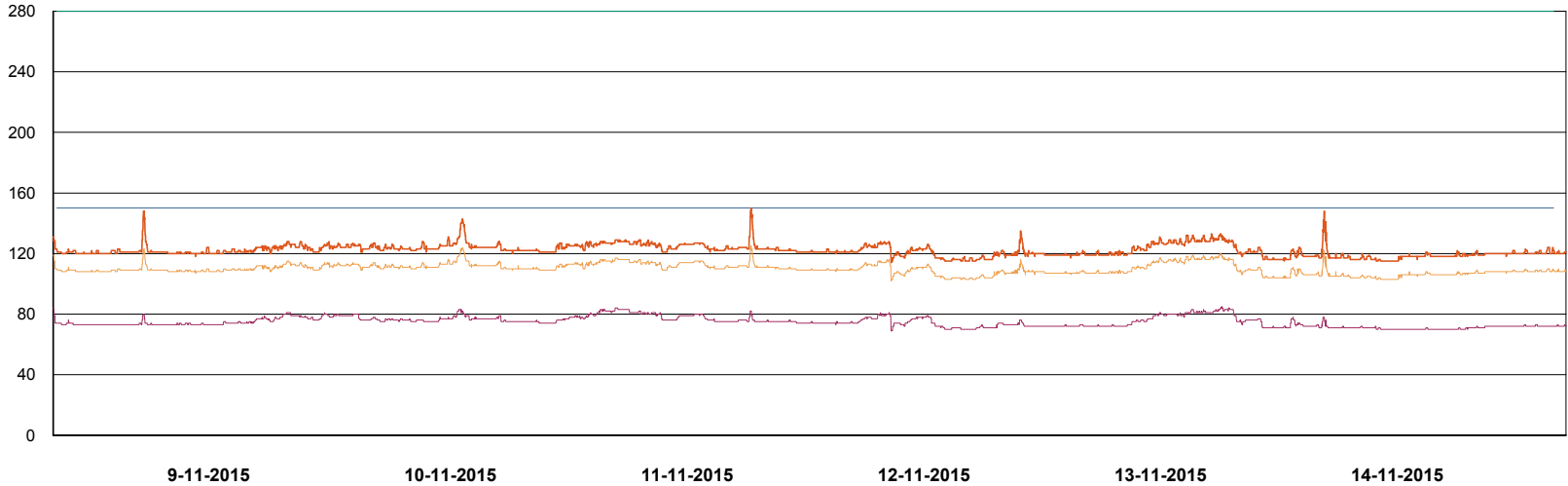
	Used disk space on C (GB)	Total disk space on C (GB)	Free disk space on C (GB)
14-11-2015	36	59	23
13-11-2015	36	59	23
12-11-2015	36	59	23
11-11-2015	36	59	23
10-11-2015	36	59	23
9-11-2015	36	59	23
8-11-2015	36	59	23

Weekly SLA Customer Report

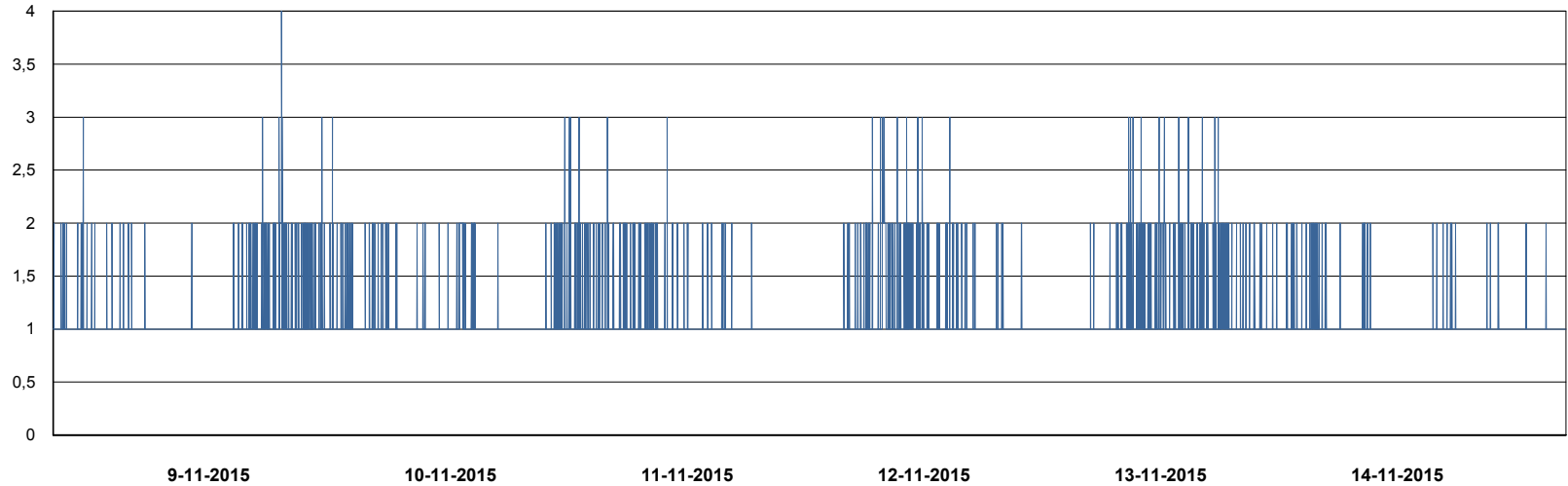
Customer CSC_Production
Database ID 50



DATABASE PERFORMANCE CSCDB_Production



- DB Processes Max
- DB Processes Used
- DB Sessions Max
- DB Sessions Used
- Users Connected



- Session Active

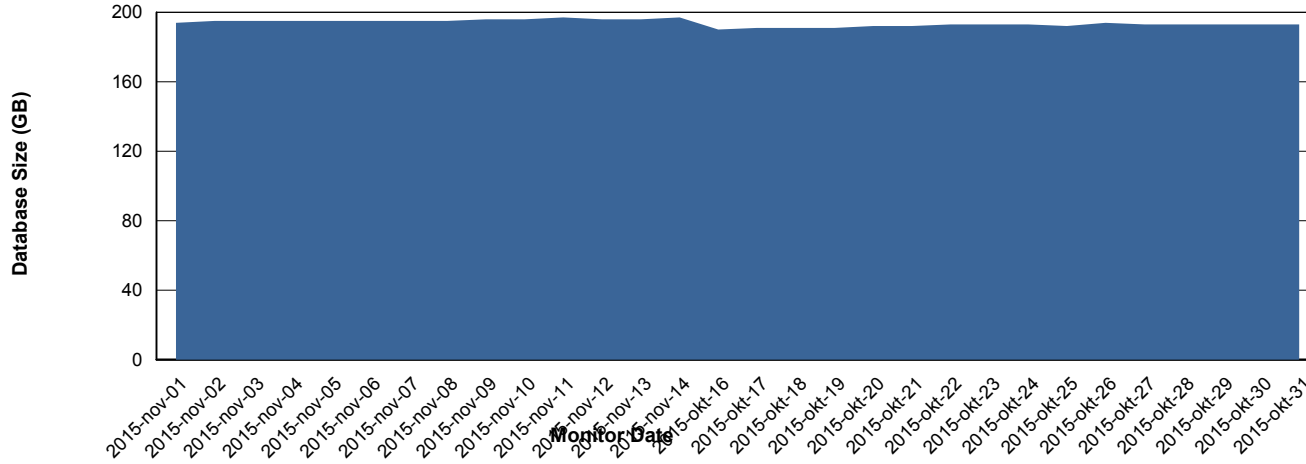
Weekly SLA Customer Report

Customer CSC_Production
 Database ID 50



=====
 DATABASE SIZE CSCDB_Production
 =====

Database growth over last month



=====
 DATABASE TABLESPACES CSCDB_Production
 =====

TOTAL DATABASE SIZE PER TABLESPACE

Date	Tablespace Name	Filesize (Gb)	Usedsize (Gb)	Percentage free
14-11-2015	ABSDATA	79	62	22
	INDX	183	132	28
13-11-2015	ABSDATA	79	62	22
	INDX	183	132	28
12-11-2015	ABSDATA	79	62	22
	INDX	183	132	28
11-11-2015	ABSDATA	79	62	22
	INDX	183	132	28
10-11-2015	ABSDATA	79	62	22
	INDX	183	132	28
9-11-2015	ABSDATA	68	62	9
	INDX	183	132	28
8-11-2015	ABSDATA	68	62	9
	INDX	183	132	28

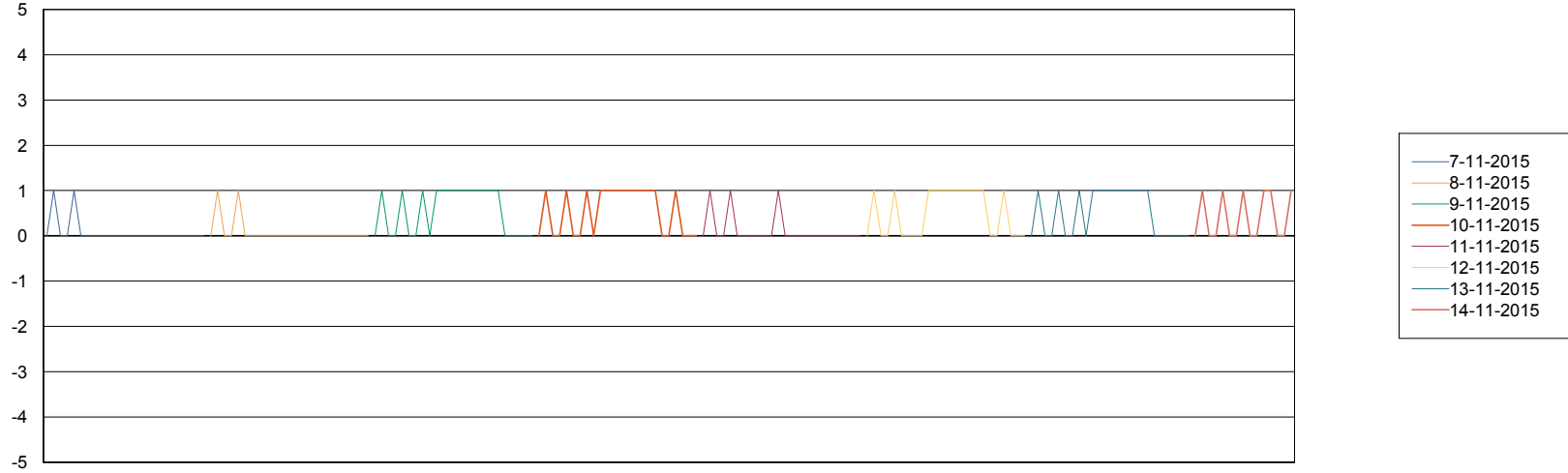
Weekly SLA Customer Report

Customer CSC_Production
Database ID 50



=====
STANDBY DATABASE HEALTH CSC_Production
=====

Recovery lag for last 7 days



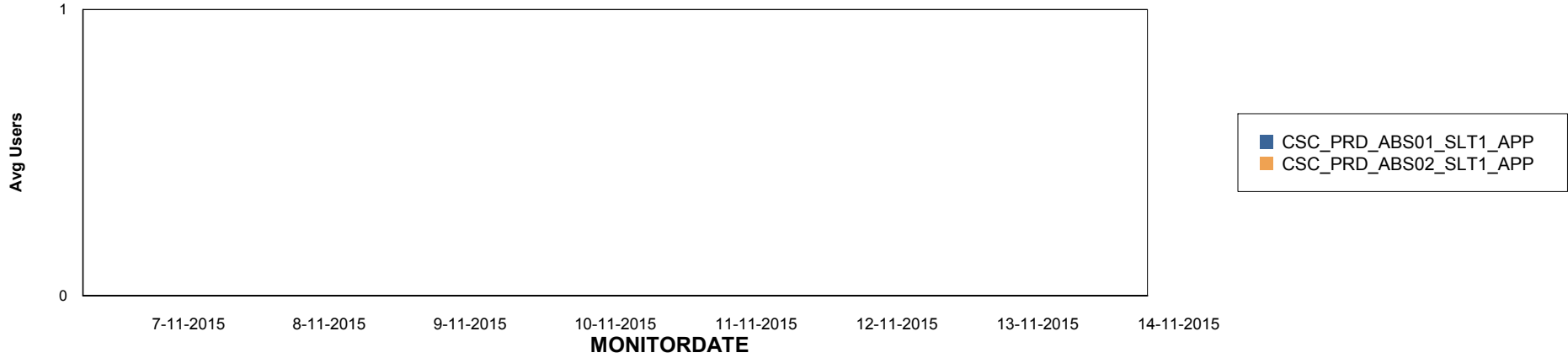
Weekly SLA Customer Report

Customer CSC_Production
Database ID 50

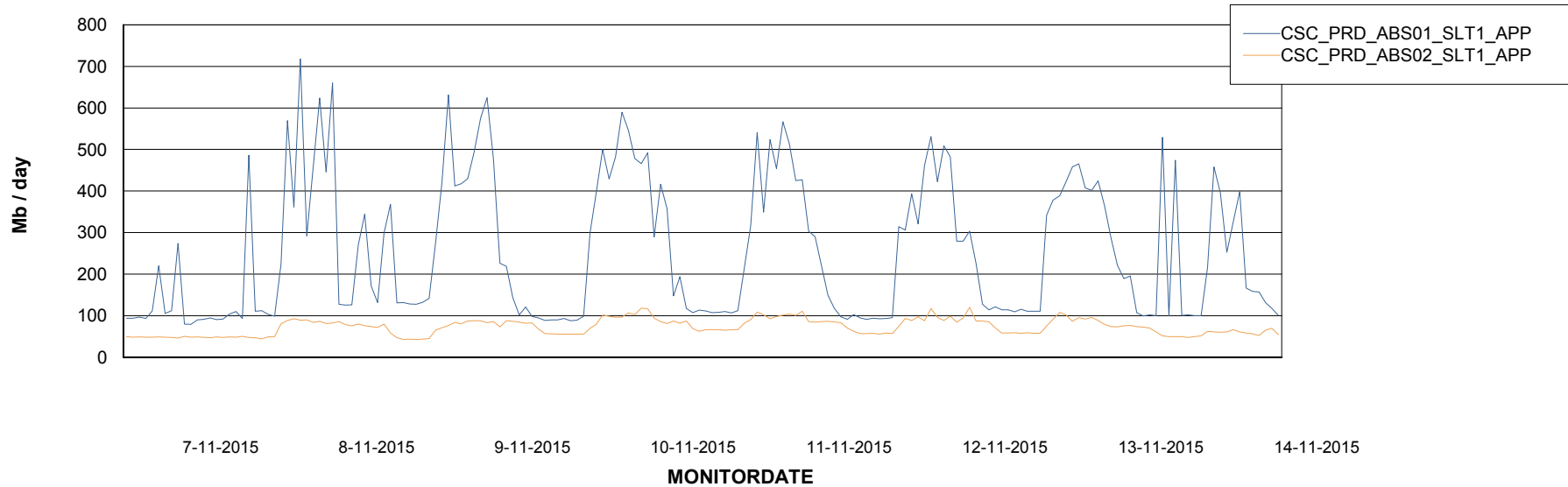


ABSolute Application Server Services

Disaster per ABS Server



Avg memory used per ABS Server Service



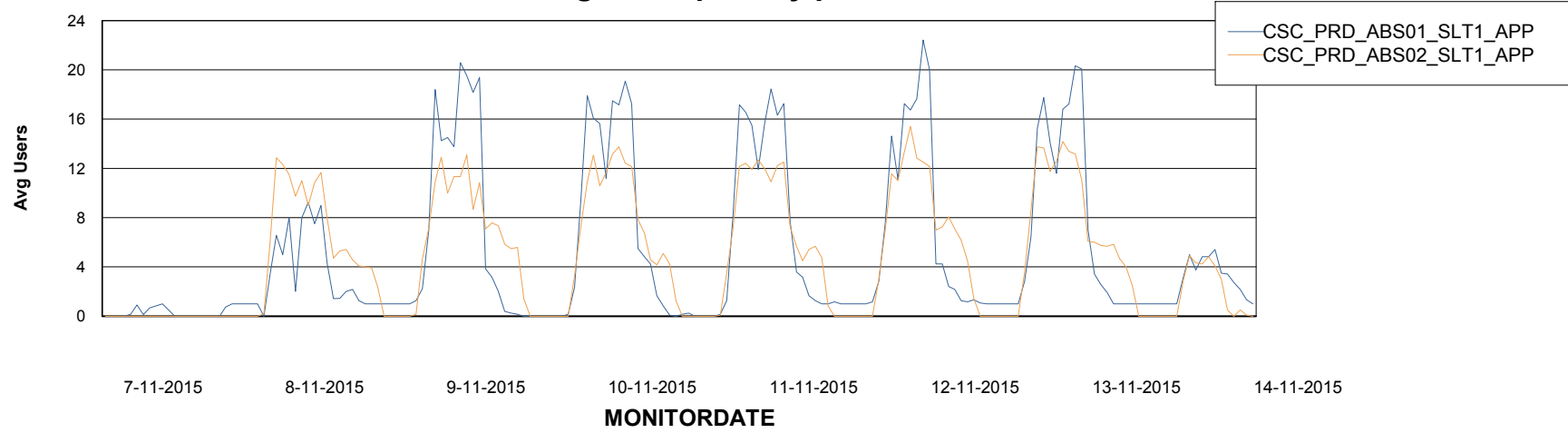
Weekly SLA Customer Report

Customer CSC_Production
Database ID 50



=====
ABSolute Application Server Services
=====

Avg users per day per ABS server




Weekly SLA Customer Report

Customer CSC_Production
Database ID 50

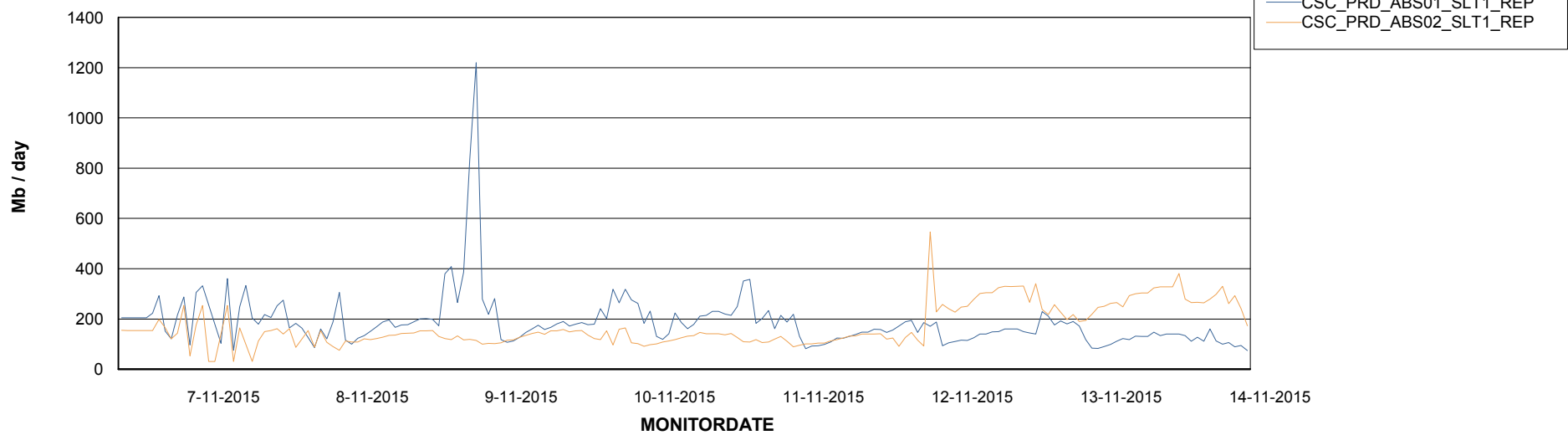


=====
ABSolute Application ReportServer Services
=====

Disaster per ReportServer



Avg memory used per ReportServer Service



Weekly SLA Customer Report

Customer CSC_Production
Database ID 50



Disaster per ABS component

