

Weekly SLA Customer Report

Customer PCO Production
Database ID 44



=====
HARDDISK USAGE PCO_PRD_ORACLE1
=====

	Total disk space on C (GB)	Free disk space on C (GB)	Total disk space on D (GB)	Free disk space on D (GB)
31-10-2015	279	217	838	177
30-10-2015	279	217	838	179
29-10-2015	279	217	838	154
28-10-2015	279	217	838	128
27-10-2015	279	217	838	130
26-10-2015	279	217	838	133
25-10-2015	279	217	838	135

=====
HARDDISK USAGE PCO_PRD_ORACLE2
=====

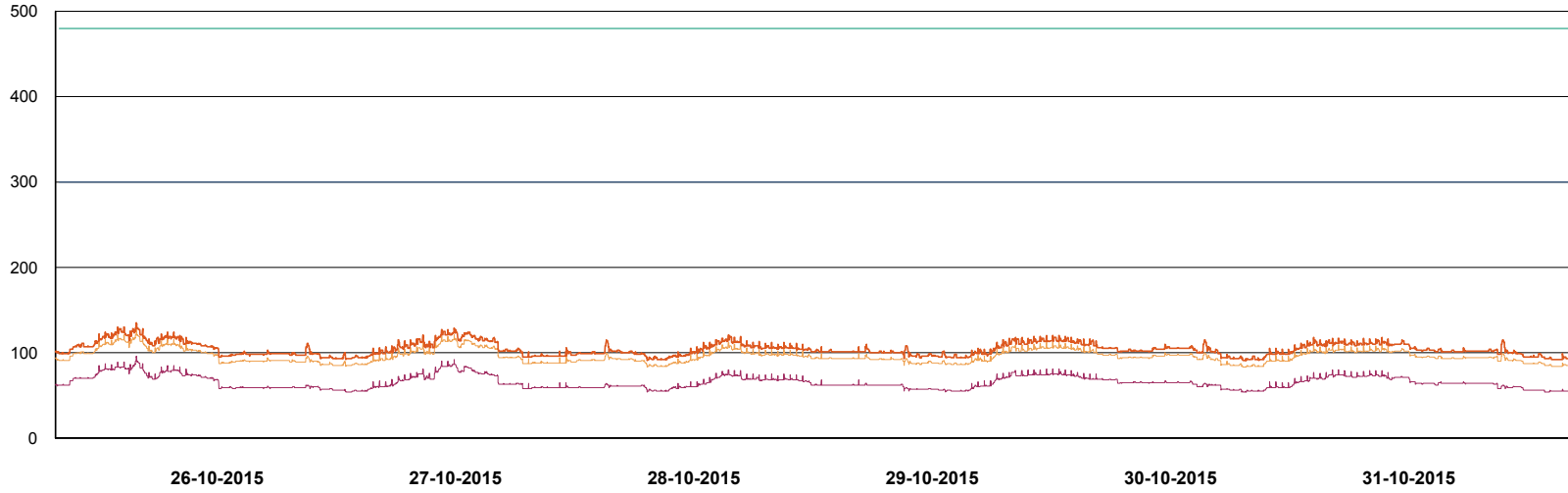
	Total disk space on C (GB)	Free disk space on C (GB)	Total disk space on D (GB)	Free disk space on D (GB)
31-10-2015	279	219	838	544
30-10-2015	279	219	838	546
29-10-2015	279	219	838	522
28-10-2015	279	219	838	495
27-10-2015	279	219	838	498
26-10-2015	279	219	838	501
25-10-2015	279	219	838	502

Weekly SLA Customer Report

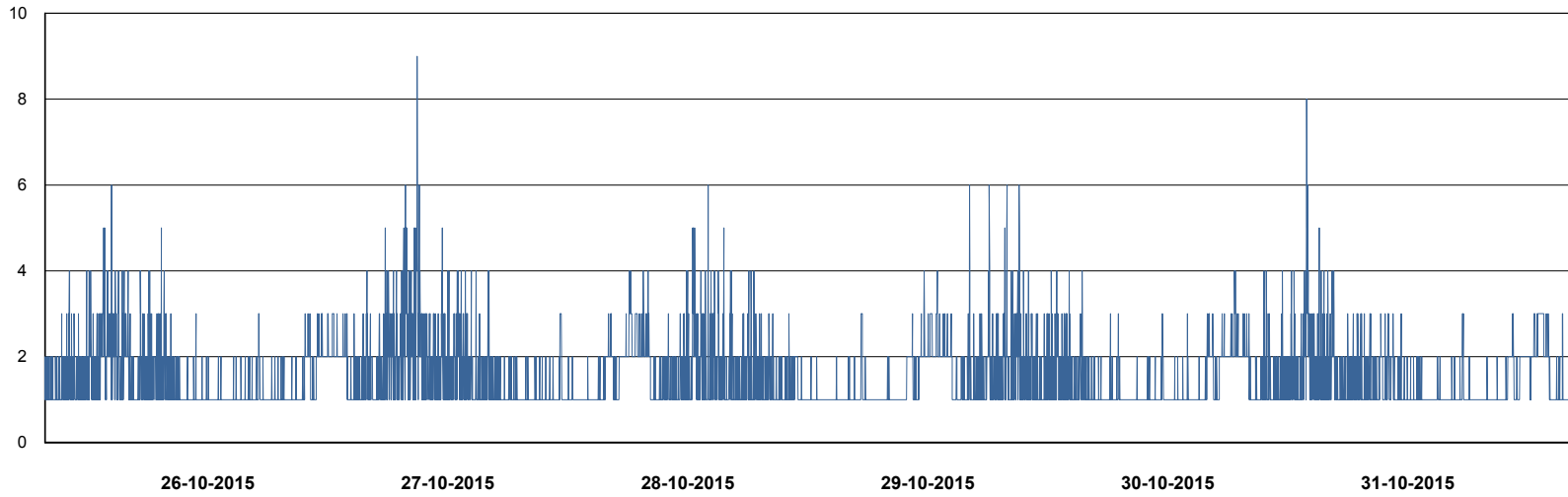
Customer PCO Production
Database ID 44



DATABASE PERFORMANCE PCODB_Production



- DB Processes Max
- DB Processes Used
- DB Sessions Max
- DB Sessions Used
- Users Connected



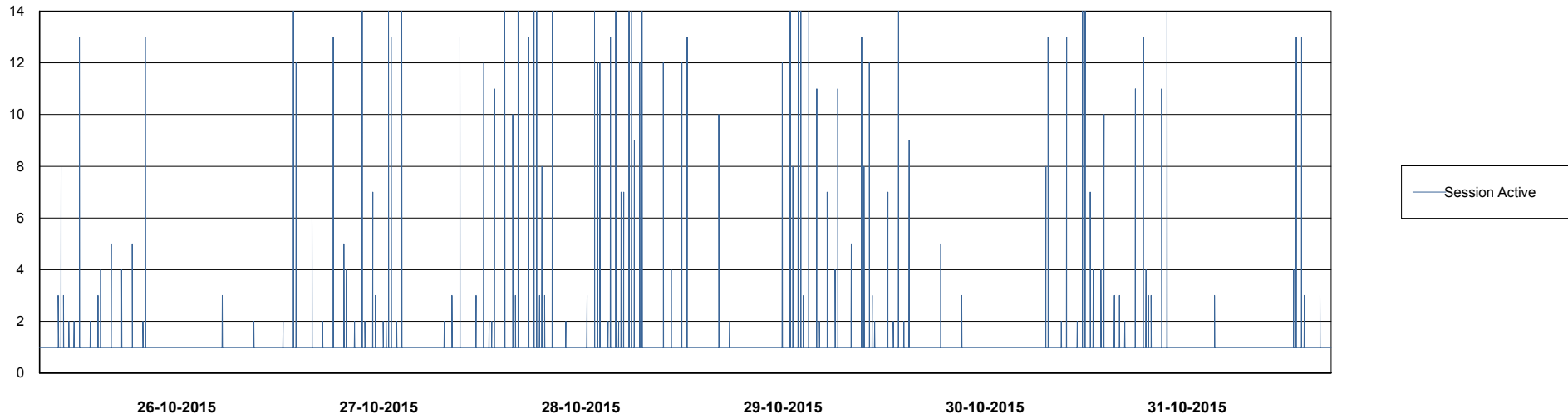
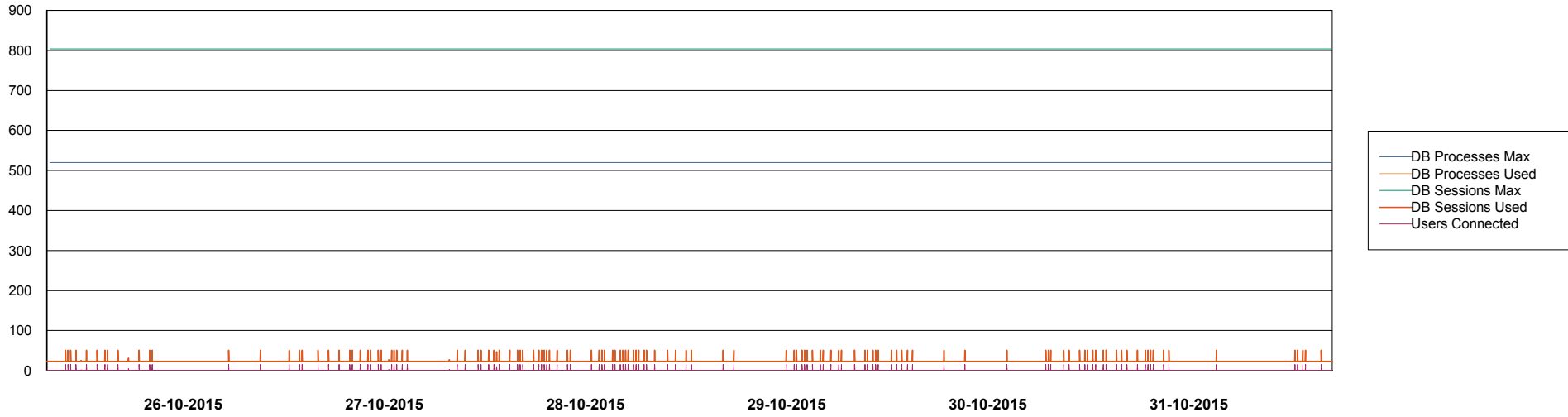
- Session Active

Weekly SLA Customer Report

Customer PCO Production
Database ID 44



DATABASE PERFORMANCE PCODB_Standby



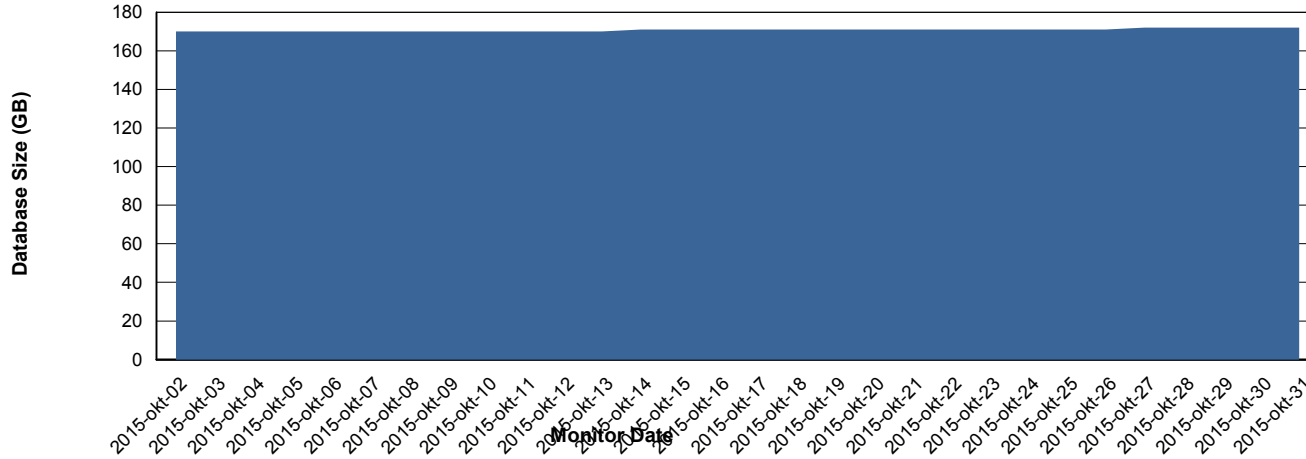
Weekly SLA Customer Report

Customer PCO Production
 Database ID 44



=====
 DATABASE SIZE PCODB_Production
 =====

Database growth over last month



=====
 DATABASE TABLESPACES PCODB_Production
 =====

TOTAL DATABASE SIZE PER TABLESPACE

Date	Tablespace Name	Filesize (Gb)	Usedsize (Gb)	Percentage free
31-10-2015	ABSDATA	81	66	19
	INDX	125	104	17
30-10-2015	ABSDATA	81	66	19
	INDX	125	104	17
29-10-2015	ABSDATA	81	66	19
	INDX	125	104	17
28-10-2015	ABSDATA	81	66	19
	INDX	125	104	17
27-10-2015	ABSDATA	81	66	19
	INDX	125	104	17
26-10-2015	ABSDATA	81	66	19
	INDX	125	104	17
25-10-2015	ABSDATA	81	66	19
	INDX	125	104	17

Weekly SLA Customer Report

Customer PCO Production
Database ID 44



=====
STANDBY DATABASE HEALTH PCO Production
=====

Recovery lag for last 7 days

