

# Weekly SLA Customer Report

Customer      CSC\_Production  
 Database ID    50



=====  
 HARDDISK USAGE    CSC\_PRD\_ABSSRV  
 =====

	Total disk space on C (GB)	Free disk space on C (GB)	Total disk space on D (GB)	Free disk space on D (GB)	Total disk space on E (GB)	Free disk space on E (GB)
24-10-2015	102	55	220	130	325	61
23-10-2015	102	55	220	130	325	61
22-10-2015	102	55	220	130	325	61
21-10-2015	102	55	220	130	325	61
20-10-2015	102	55	220	130	325	61
19-10-2015	102	55	220	130	325	61
18-10-2015	102	55	220	130	325	61

=====  
 HARDDISK USAGE    CSC\_PRD\_ABS01  
 =====

	Total disk space on C (GB)	Free disk space on C (GB)	Total disk space on D (GB)	Free disk space on D (GB)	Total disk space on E (GB)	Free disk space on E (GB)
24-10-2015	110	60	210	115	500	218
23-10-2015	110	60	210	115	500	217
22-10-2015	110	60	210	115	500	217
21-10-2015	110	60	210	115	500	217
20-10-2015	110	60	210	115	500	217
19-10-2015	110	60	210	115	500	217
18-10-2015	110	60	210	115	500	217

## Weekly SLA Customer Report

Customer      CSC\_Production  
 Database ID    50



=====  
 HARDDISK USAGE    CSC\_PRD\_ABS02  
 =====

	Total disk space on C (GB)	Free disk space on C (GB)
24-10-2015	80	51
23-10-2015	80	51
22-10-2015	80	51
21-10-2015	80	51
20-10-2015	80	51
19-10-2015	80	51
18-10-2015	80	51

=====  
 HARDDISK USAGE    CSC\_PRD\_SRV-DB-ABS  
 =====

	Total disk space on C (GB)	Free disk space on C (GB)	Total disk space on D (GB)	Free disk space on D (GB)	Total disk space on E (GB)	Free disk space on E (GB)
24-10-2015	145	95	294	207	679	334
23-10-2015	145	95	294	207	679	386
22-10-2015	145	95	294	207	679	64
21-10-2015	145	95	294	207	679	128
20-10-2015	145	95	294	207	679	153
19-10-2015	145	96	294	207	679	248
18-10-2015	145	96	294	208	679	283

## Weekly SLA Customer Report

Customer      CSC\_Production  
 Database ID    50



=====  
 HARDDISK USAGE    CSC\_PRD\_SRV-DB-ABS4  
 =====

	Total disk space on C (GB)	Free disk space on C (GB)	Total disk space on D (GB)	Free disk space on D (GB)	Total disk space on E (GB)	Free disk space on E (GB)
24-10-2015	100	76	500	409	500	269
23-10-2015	100	76	500	409	500	243
22-10-2015	100	76	500	409	500	234
21-10-2015	100	76	500	409	500	237
20-10-2015	100	76	500	409	500	241
19-10-2015	100	76	500	409	500	251
18-10-2015	100	76	500	409	500	265

=====  
 HARDDISK USAGE    CSC\_PRD\_WEBSRV  
 =====


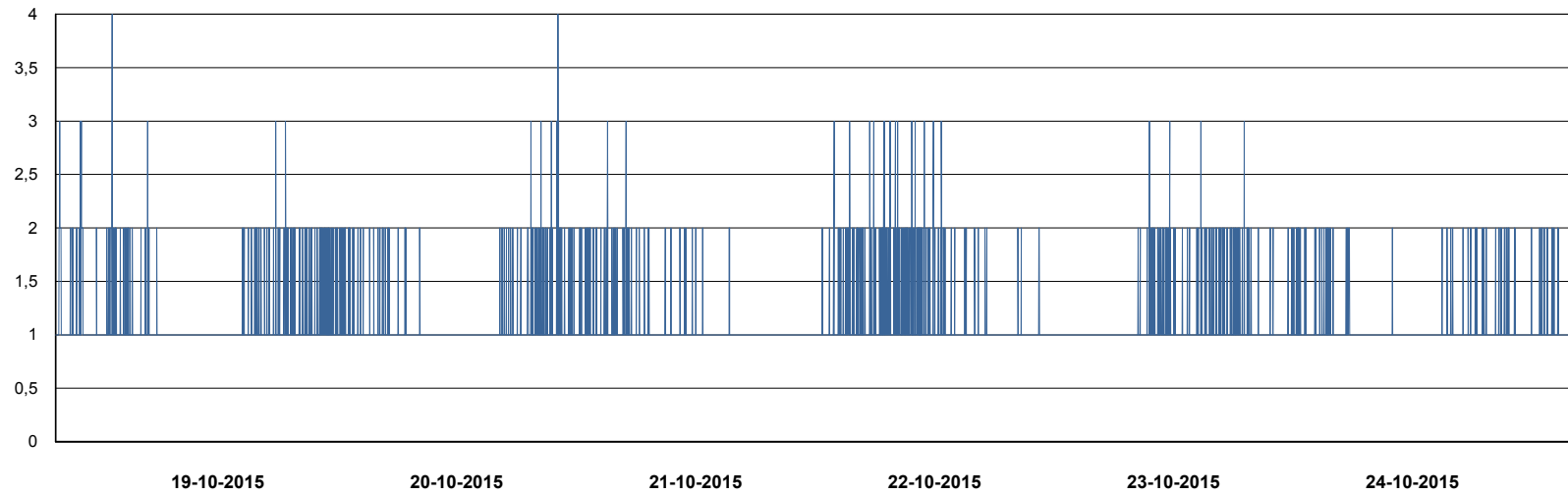

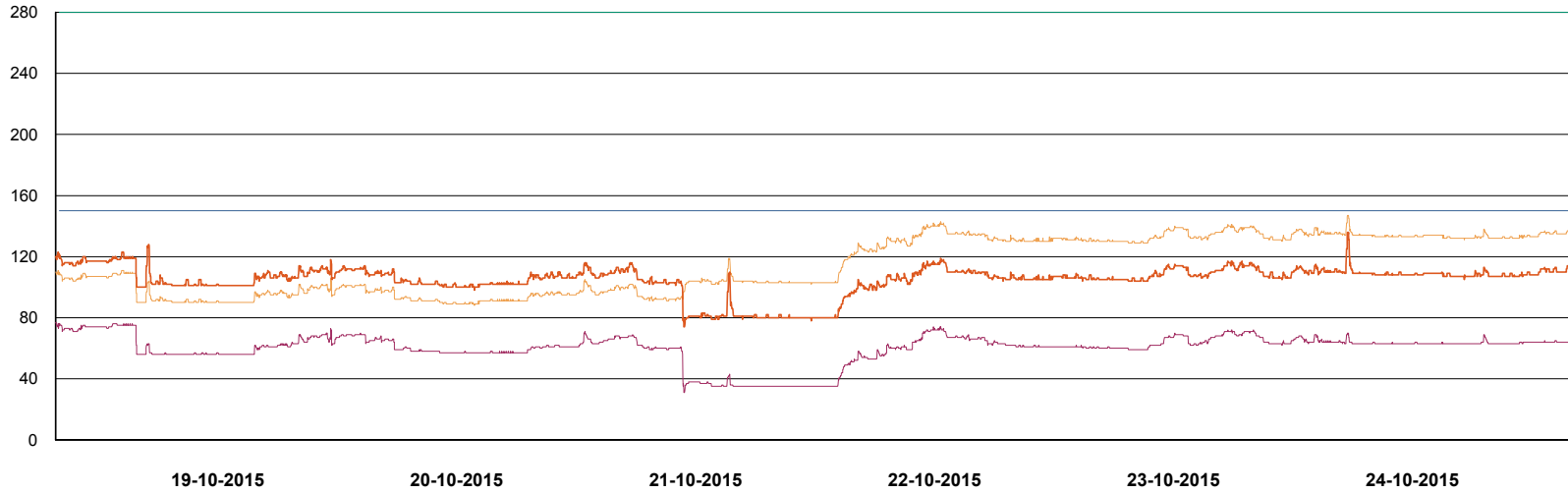
	Used disk space on C (GB)	Total disk space on C (GB)	Free disk space on C (GB)
24-10-2015	36	59	23
23-10-2015	36	59	23
22-10-2015	36	59	23
21-10-2015	36	59	23
20-10-2015	36	59	23
19-10-2015	36	59	23
18-10-2015	36	59	23

# Weekly SLA Customer Report

Customer CSC\_Production  
Database ID 50



DATABASE PERFORMANCE CSCDB\_Production

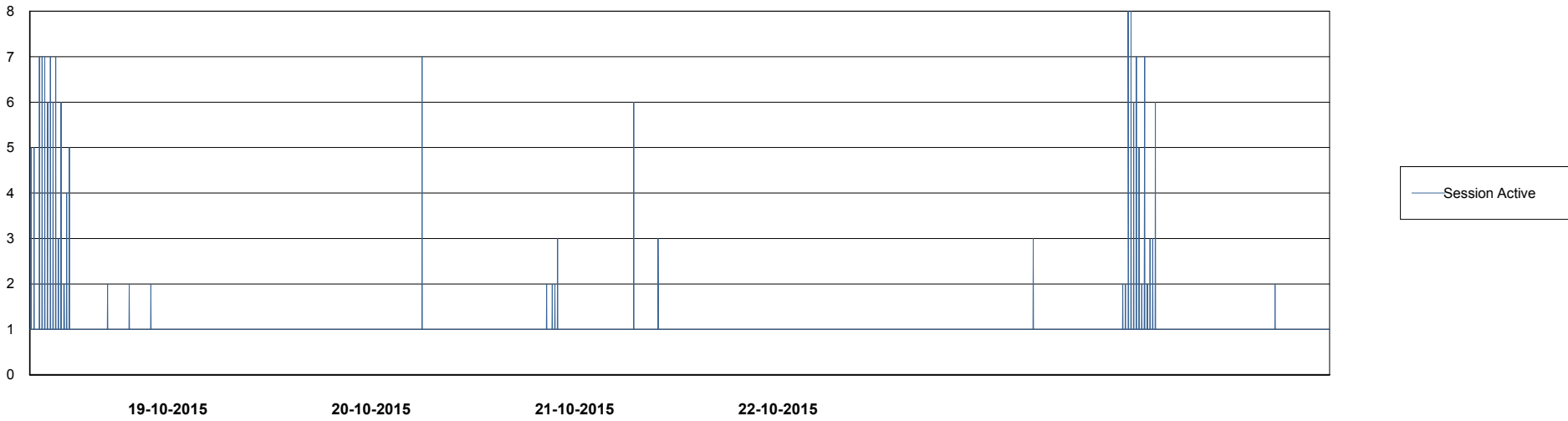
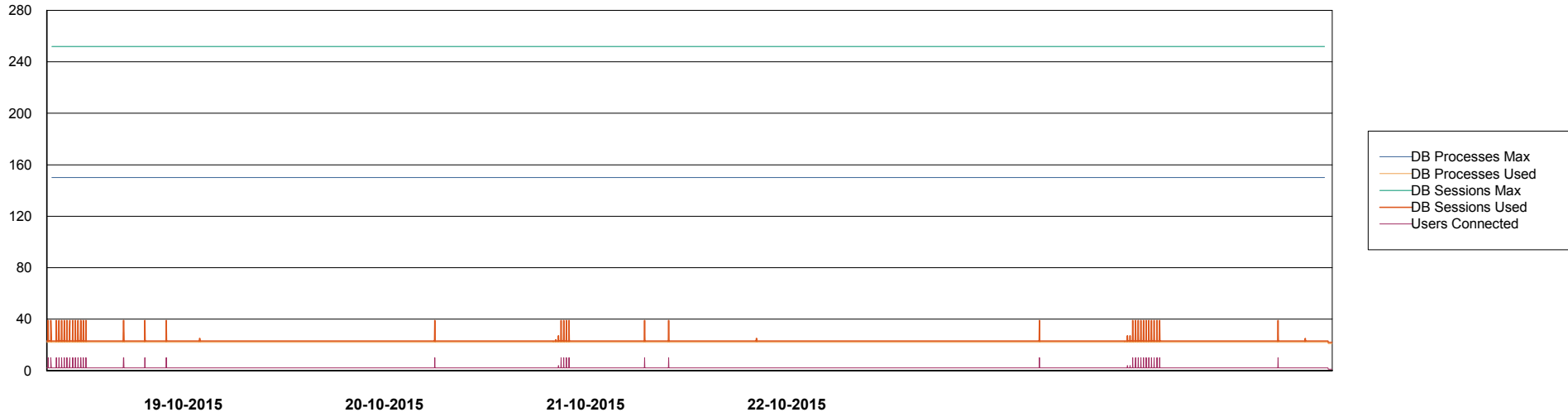


# Weekly SLA Customer Report

Customer CSC\_Production  
Database ID 50



=====  
DATABASE PERFORMANCE      CSCDB\_Standby  
=====



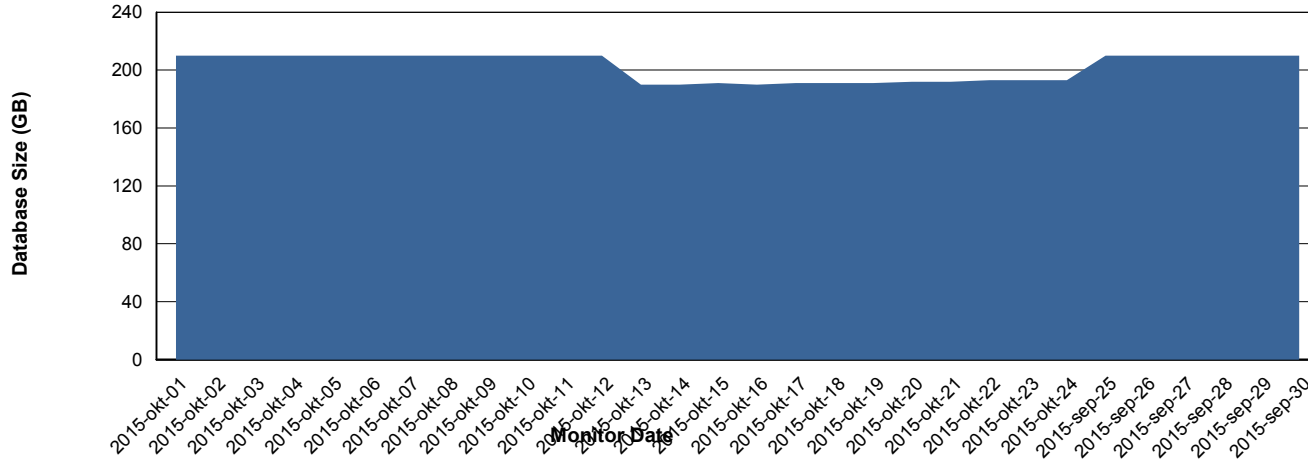
# Weekly SLA Customer Report

Customer CSC\_Production  
 Database ID 50



=====  
 DATABASE SIZE CSCDB\_Production  
 =====

## Database growth over last month



=====  
 DATABASE TABLESPACES CSCDB\_Production  
 =====

### TOTAL DATABASE SIZE PER TABLESPACE

Date	Tablespace Name	Filesize (Gb)	Usedsize (Gb)	Percentage free
24-10-2015	ABSDATA	68	61	10
	INDX	183	130	29
23-10-2015	ABSDATA	68	61	10
	INDX	183	130	29
22-10-2015	ABSDATA	68	61	10
	INDX	183	129	30
21-10-2015	ABSDATA	68	61	10
	INDX	183	129	30
20-10-2015	ABSDATA	68	61	10
	INDX	183	129	30
19-10-2015	ABSDATA	68	61	10
	INDX	183	129	30
18-10-2015	ABSDATA	68	61	10
	INDX	183	129	30

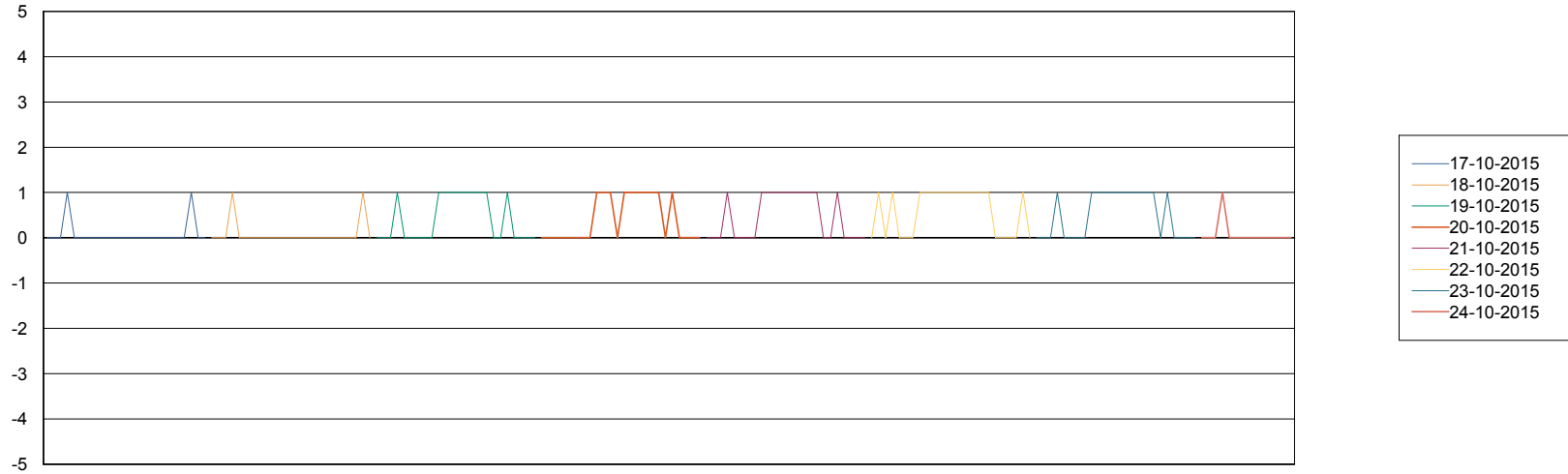
# Weekly SLA Customer Report

Customer CSC\_Production  
Database ID 50



=====  
STANDBY DATABASE HEALTH CSC\_Production  
=====

### Recovery lag for last 7 days




# Weekly SLA Customer Report

Customer CSC\_Production  
Database ID 50

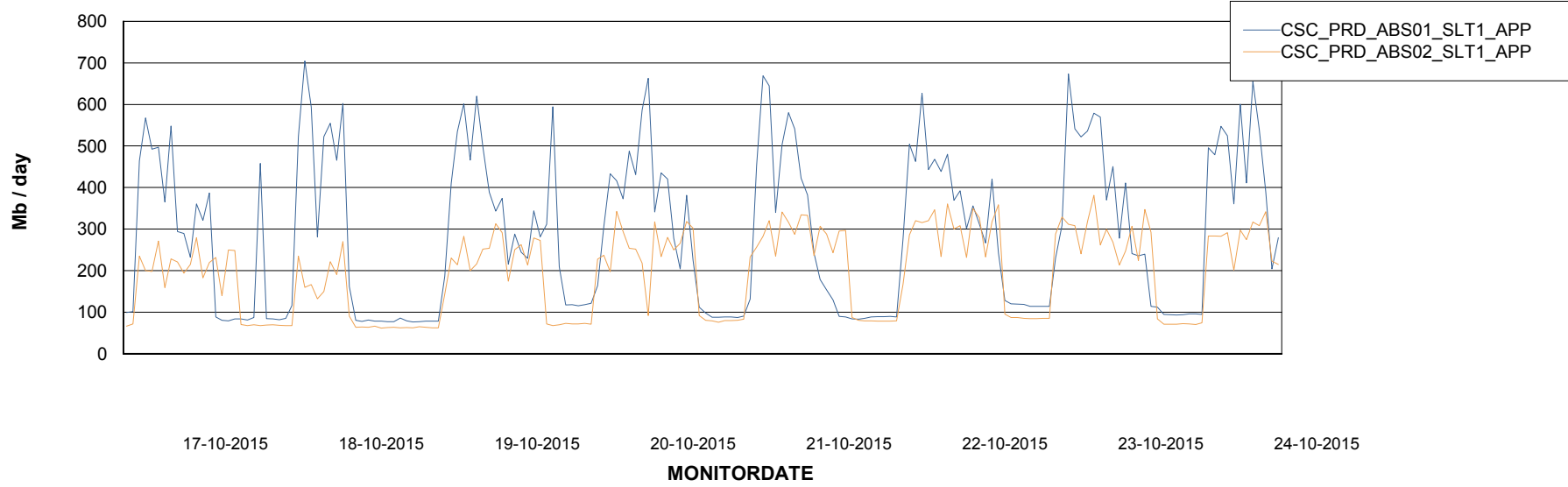


=====  
ABSolute Application Server Services  
=====

## Disaster per ABS Server



## Avg memory used per ABS Server Service



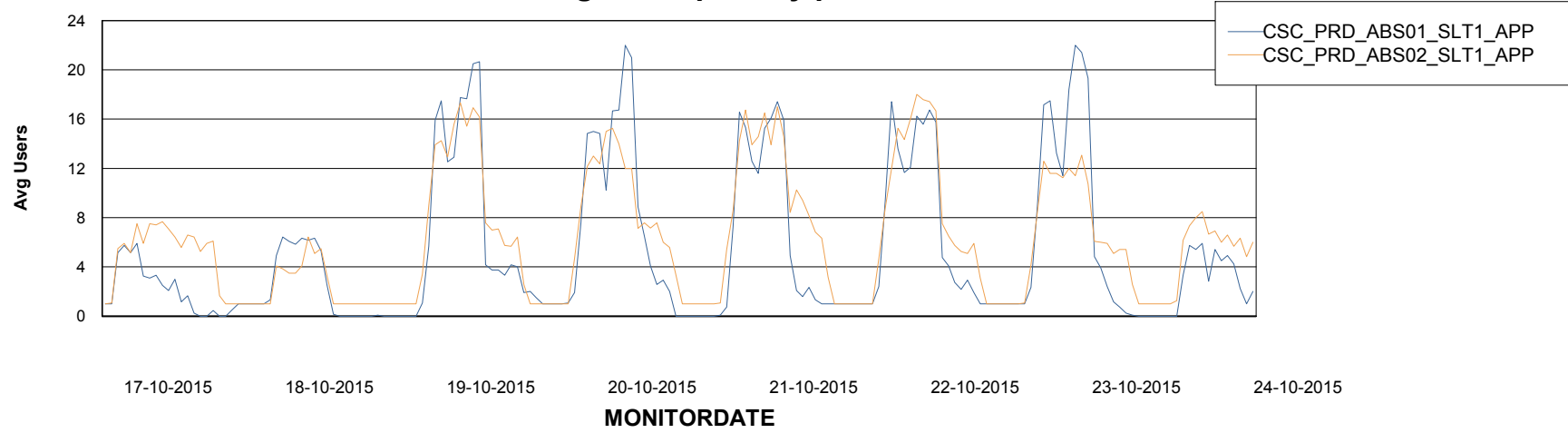
# Weekly SLA Customer Report

Customer CSC\_Production  
Database ID 50



=====  
ABSolute Application Server Services  
=====

### Avg users per day per ABS server




# Weekly SLA Customer Report

Customer CSC\_Production  
Database ID 50

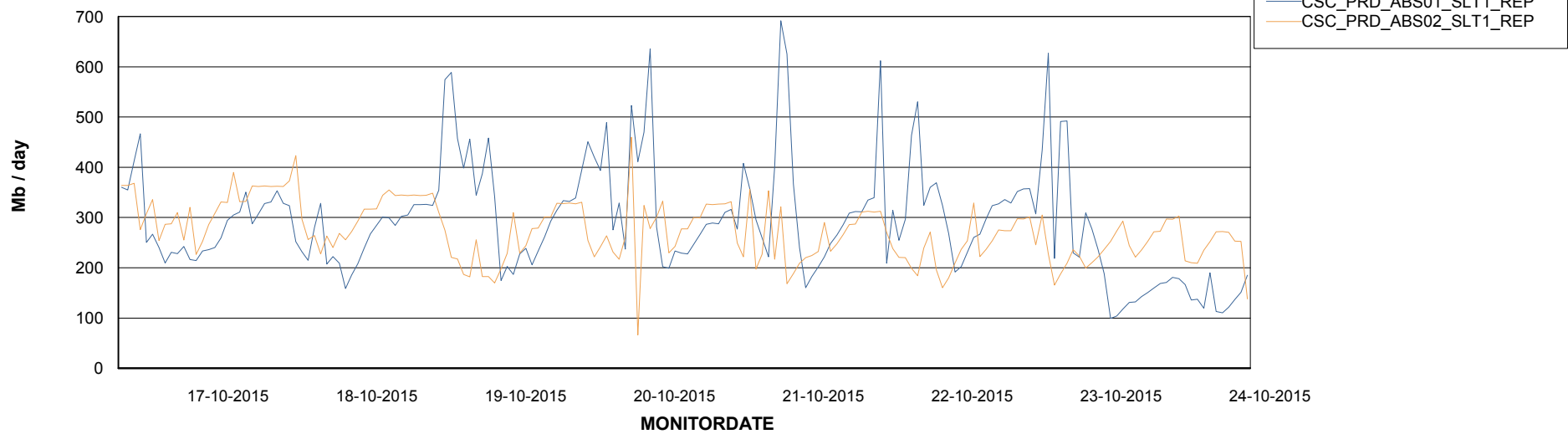


=====  
ABSolute Application ReportServer Services  
=====

## Disaster per ReportServer



## Avg memory used per ReportServer Service



# Weekly SLA Customer Report

Customer CSC\_Production  
Database ID 50



## Disaster per ABS component

