

Weekly SLA Customer Report

Customer CLO Production
 Database ID 38



=====
 HARDDISK USAGE CLO_PRD_CLO_ORACLE_001
 =====

	Total disk space on C (GB)	Free disk space on C (GB)	Total disk space on D (GB)	Free disk space on D (GB)	Total disk space on E (GB)	Free disk space on E (GB)
24-10-2015	137	32	137	57	107	48
23-10-2015	137	32	137	58	107	30
22-10-2015	137	32	137	58	107	33
21-10-2015	137	32	137	58	107	37
20-10-2015	137	32	137	58	107	40
19-10-2015	137	32	137	58	107	44
18-10-2015	137	32	137	58	107	46

=====
 HARDDISK USAGE CLO_PRD_CLO_ORACLE_002
 =====

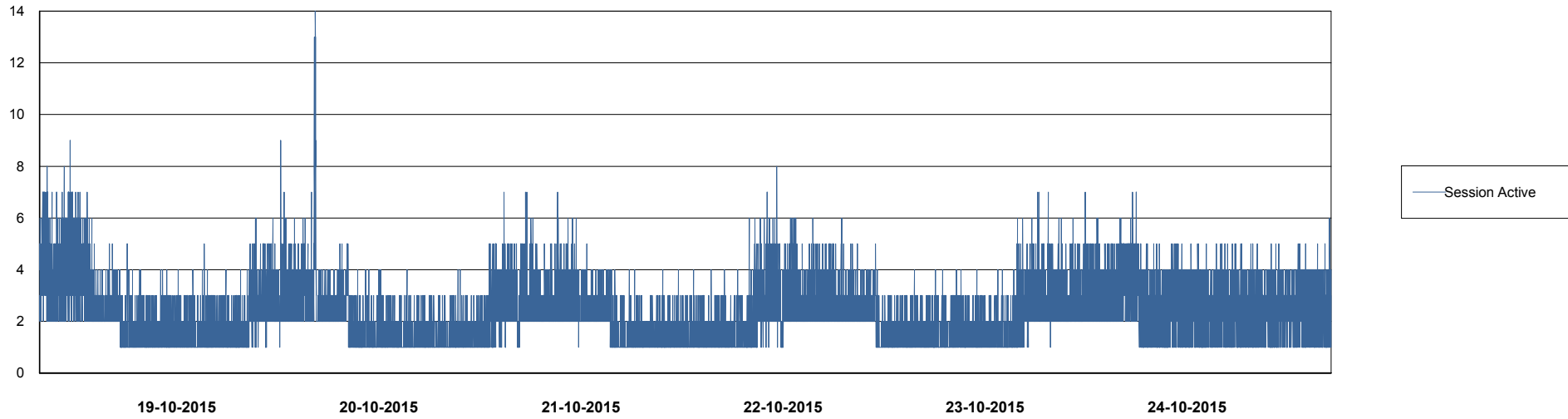
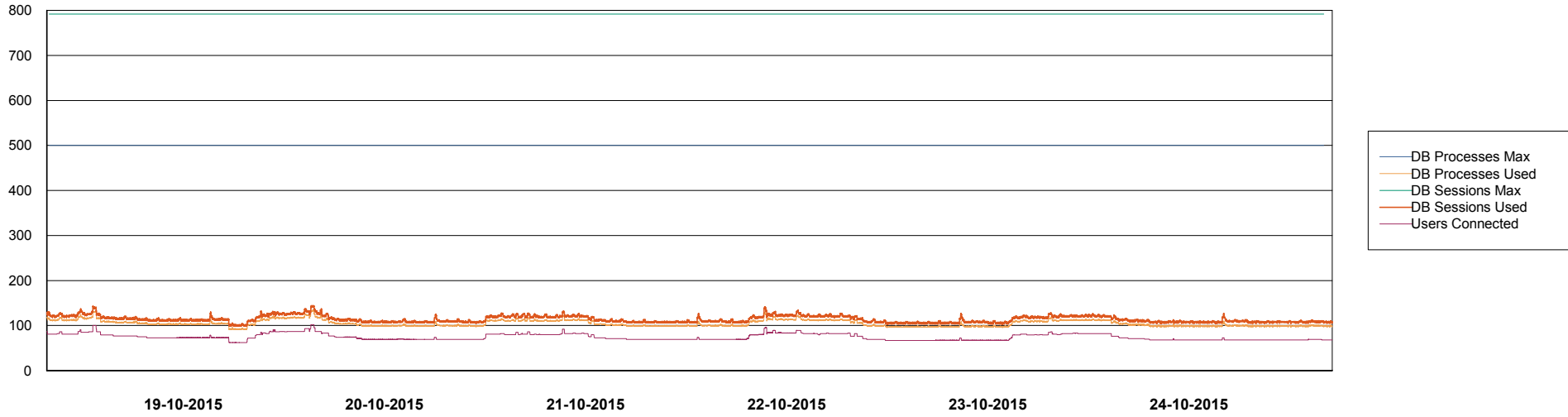
	Total disk space on C (GB)	Free disk space on C (GB)	Total disk space on D (GB)	Free disk space on D (GB)	Total disk space on E (GB)	Free disk space on E (GB)
24-10-2015	137	12	137	24	107	78
23-10-2015	137	12	137	24	107	69
22-10-2015	137	12	137	24	107	70
21-10-2015	137	12	137	24	107	72
20-10-2015	137	12	137	24	107	73
19-10-2015	137	12	137	24	107	75
18-10-2015	137	12	137	24	107	76

Weekly SLA Customer Report

Customer CLO Production
Database ID 38



DATABASE PERFORMANCE CLODB_Production

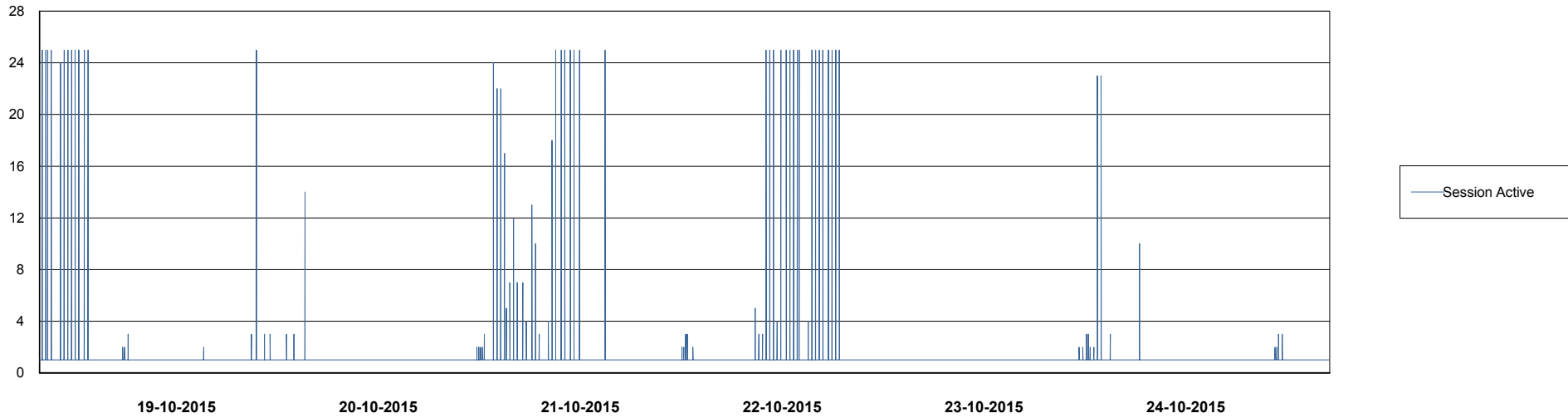
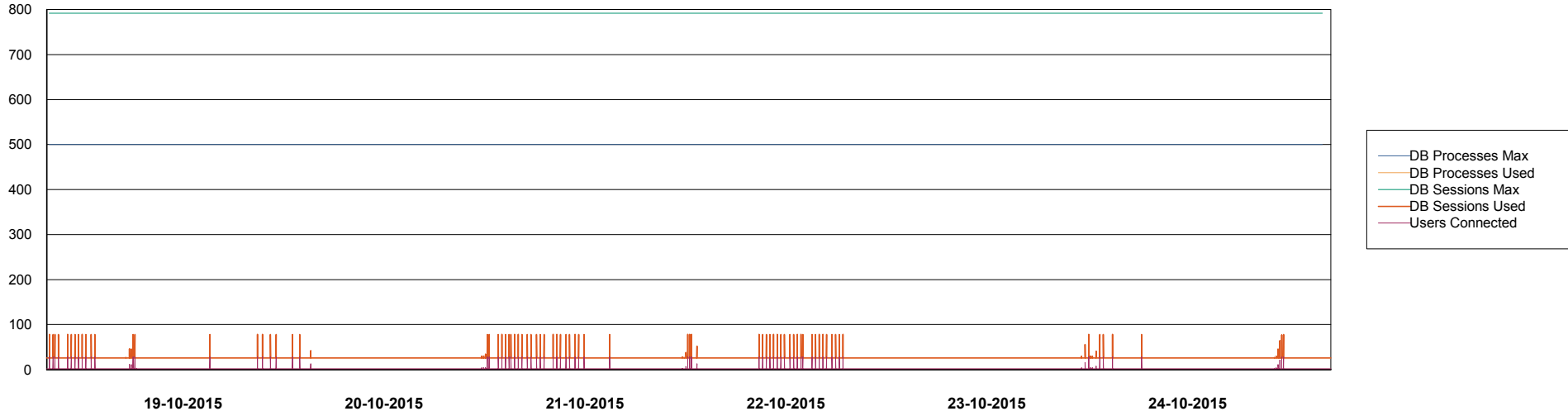


Weekly SLA Customer Report

Customer CLO Production
Database ID 38



DATABASE PERFORMANCE CLODB_Standby



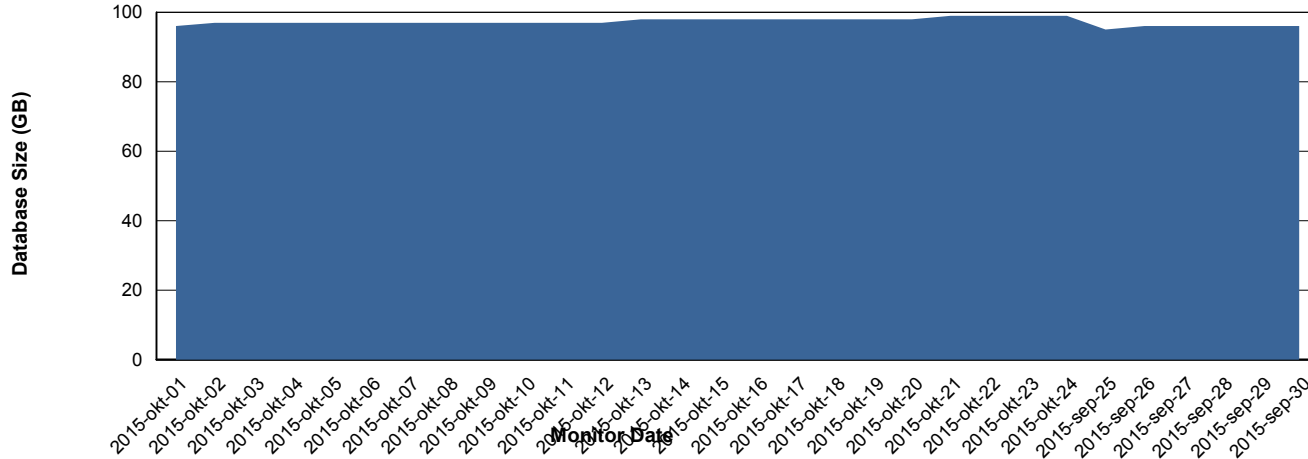
Weekly SLA Customer Report

Customer CLO Production
 Database ID 38



=====
 DATABASE SIZE CLODB_Production
 =====

Database growth over last month



=====
 DATABASE TABLESPACES CLODB_Production
 =====

TOTAL DATABASE SIZE PER TABLESPACE

Date	Tablespace Name	Filesize (Gb)	Usedsize (Gb)	Percentage free
24-10-2015	ABSDATA	52	49	6
	INDX	55	50	9
23-10-2015	ABSDATA	52	49	6
	INDX	55	50	9
22-10-2015	ABSDATA	52	49	6
	INDX	55	50	9
21-10-2015	ABSDATA	52	49	6
	INDX	55	50	9
20-10-2015	ABSDATA	52	49	6
	INDX	55	50	9
19-10-2015	ABSDATA	52	49	6
	INDX	55	50	9
18-10-2015	ABSDATA	52	49	6
	INDX	55	50	9

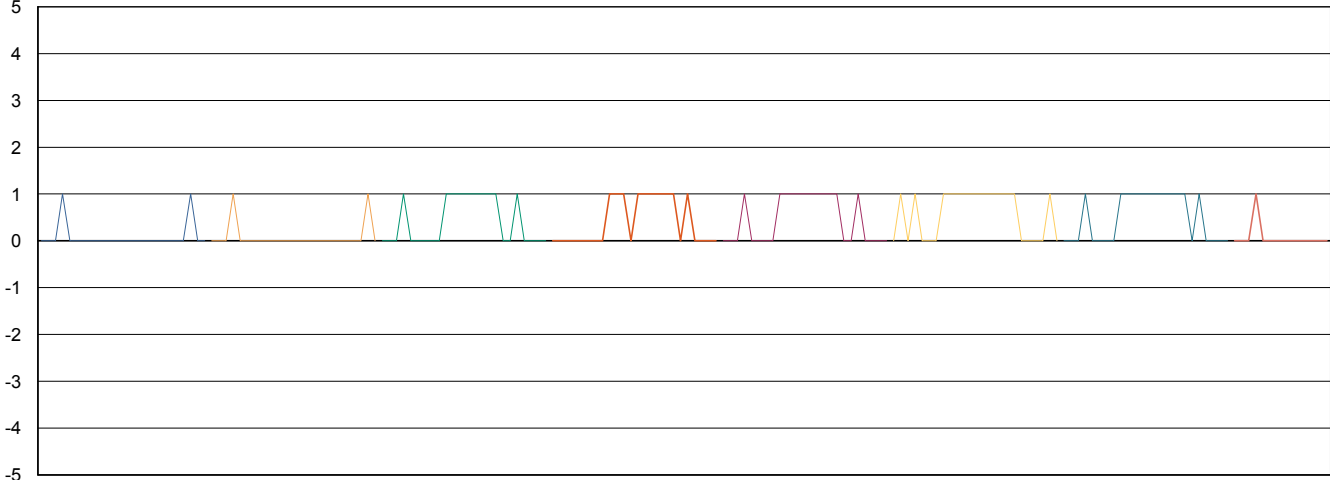
Weekly SLA Customer Report

Customer CLO Production
Database ID 38



=====
STANDBY DATABASE HEALTH CLO Production
=====

Recovery lag for last 7 days



- 17-10-2015
- 18-10-2015
- 19-10-2015
- 20-10-2015
- 21-10-2015
- 22-10-2015
- 23-10-2015
- 24-10-2015


Weekly SLA Customer Report

Customer CLO Production
Database ID 38

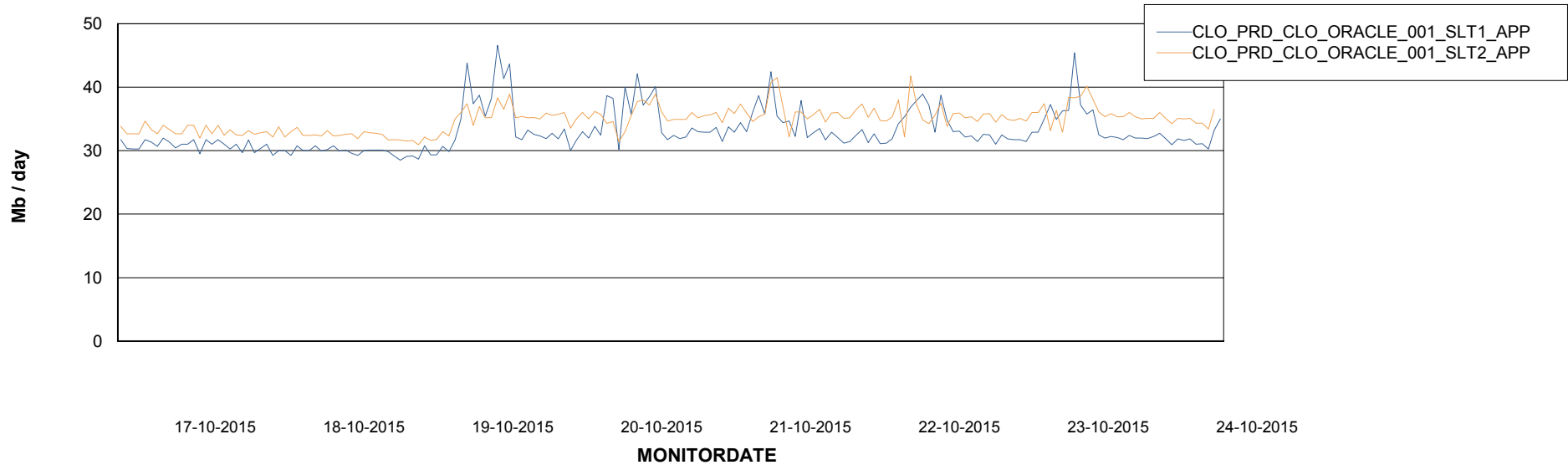


=====
ABSolute Application Server Services
=====

Disaster per ABS Server



Avg memory used per ABS Server Service



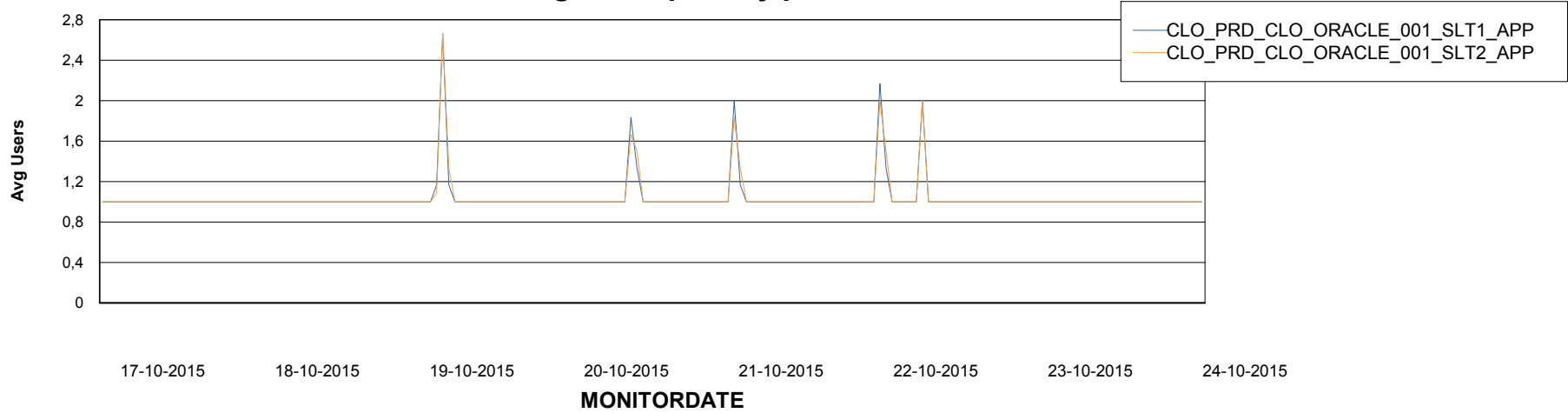
Weekly SLA Customer Report

Customer CLO Production
Database ID 38



=====
ABSolute Application Server Services
=====

Avg users per day per ABS server




Weekly SLA Customer Report

Customer CLO Production
Database ID 38

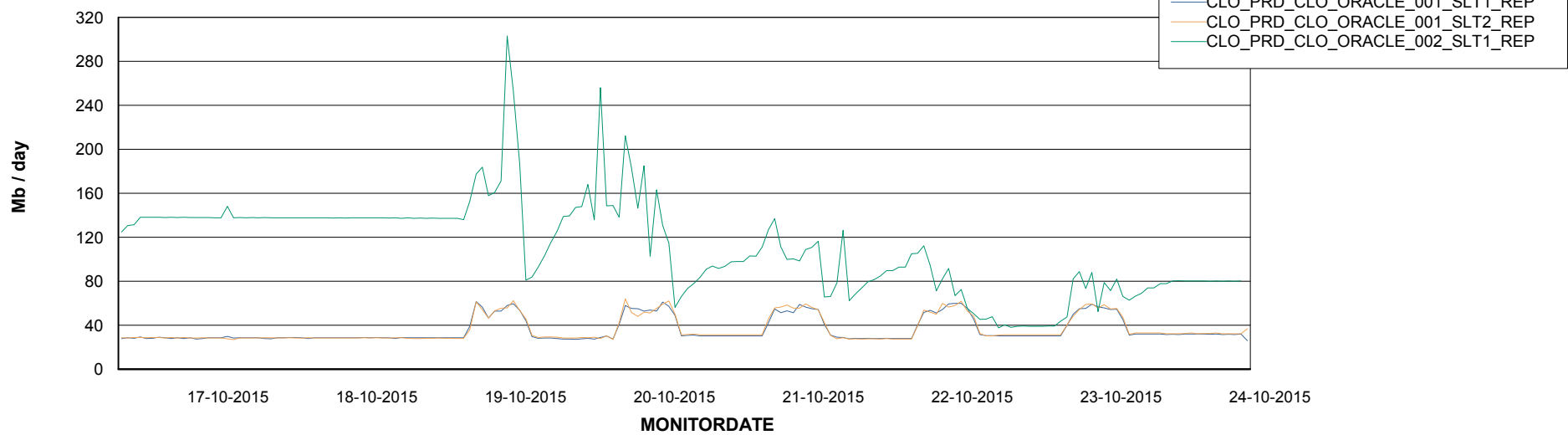


=====
ABSolute Application ReportServer Services
=====

Disaster per ReportServer



Avg memory used per ReportServer Service

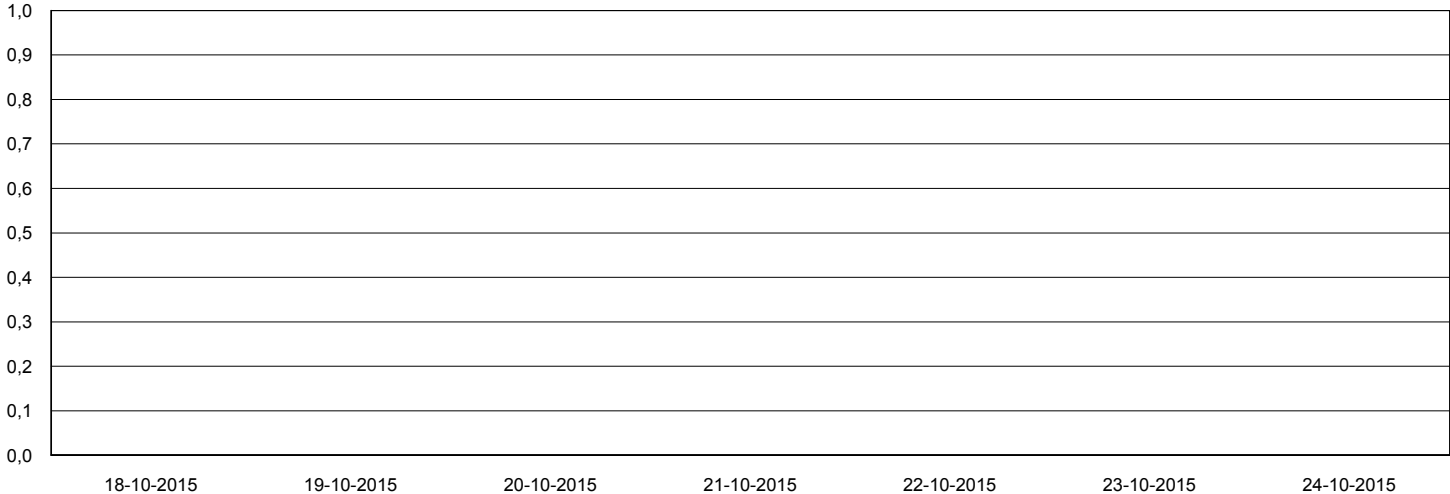


Weekly SLA Customer Report

Customer CLO Production
Database ID 38



Disaster per ABS component



- CLO_PRD_CLO_ORACLE_001_SLT1_APP
- CLO_PRD_CLO_ORACLE_001_SLT1_REP
- CLO_PRD_CLO_ORACLE_001_SLT2_APP
- CLO_PRD_CLO_ORACLE_001_SLT2_REP
- CLO_PRD_CLO_ORACLE_002_SLT1_REP
- CLO_PRD_ORACLE_001_SLT1_GWS