

# Weekly SLA Customer Report

Customer PCO Production  
 Database ID 44



=====  
 HARDDISK USAGE PCO\_PRD\_ORACLE1  
 =====

	Total disk space on C (GB)	Free disk space on C (GB)	Total disk space on D (GB)	Free disk space on D (GB)
3-10-2015	279	217	838	134
2-10-2015	279	217	838	164
1-10-2015	279	217	838	205
30-9-2015	279	217	838	234
29-9-2015	279	217	838	236
28-9-2015	279	217	838	239
27-9-2015	279	217	838	241

=====  
 HARDDISK USAGE PCO\_PRD\_ORACLE2  
 =====

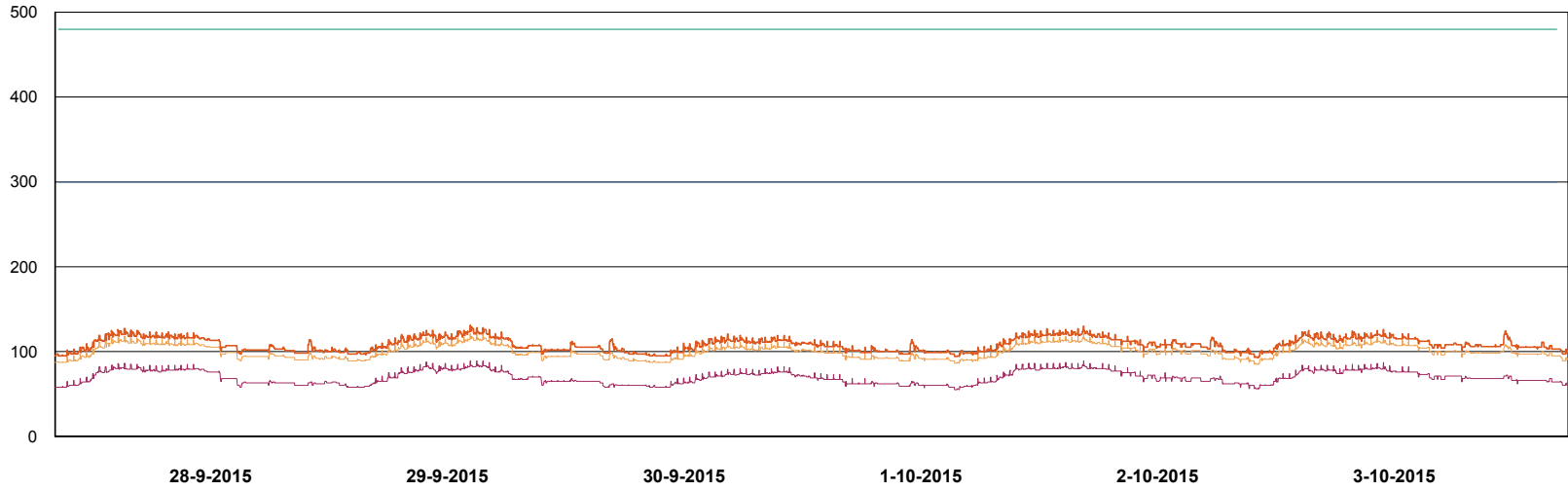
	Total disk space on C (GB)	Free disk space on C (GB)	Total disk space on D (GB)	Free disk space on D (GB)
3-10-2015	279	218	838	432
2-10-2015	279	218	838	434
1-10-2015	279	218	838	437
30-9-2015	279	218	838	439
29-9-2015	279	218	838	442
28-9-2015	279	218	838	445
27-9-2015	279	218	838	446

# Weekly SLA Customer Report

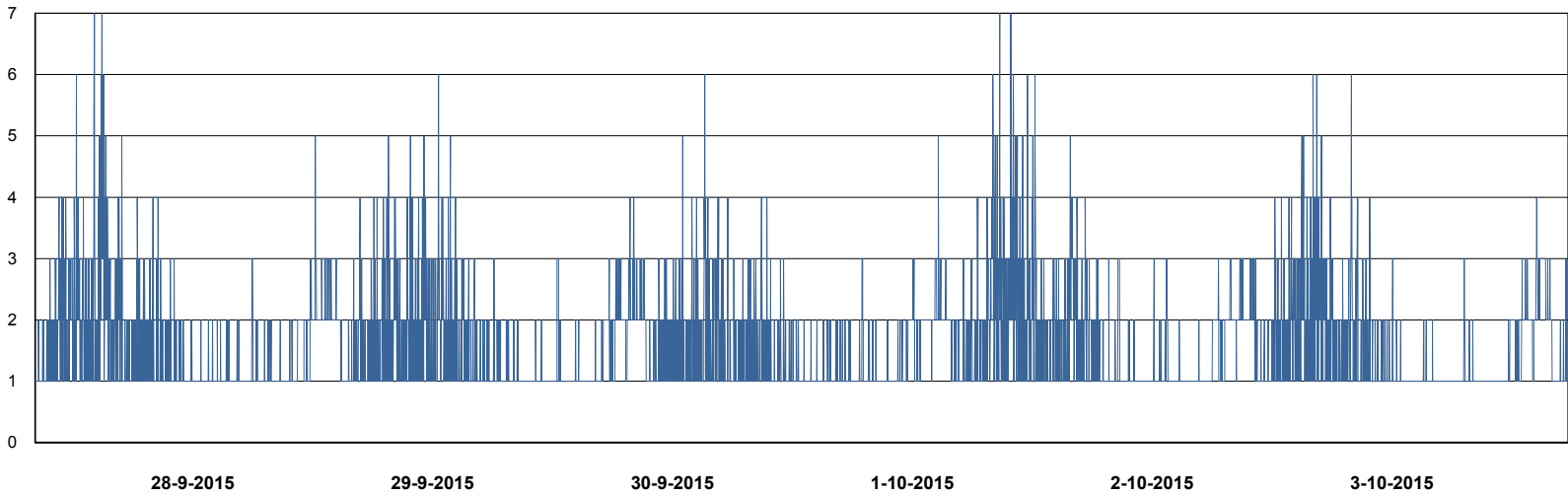
Customer PCO Production  
Database ID 44



DATABASE PERFORMANCE PCODB\_Production



- DB Processes Max
- DB Processes Used
- DB Sessions Max
- DB Sessions Used
- Users Connected



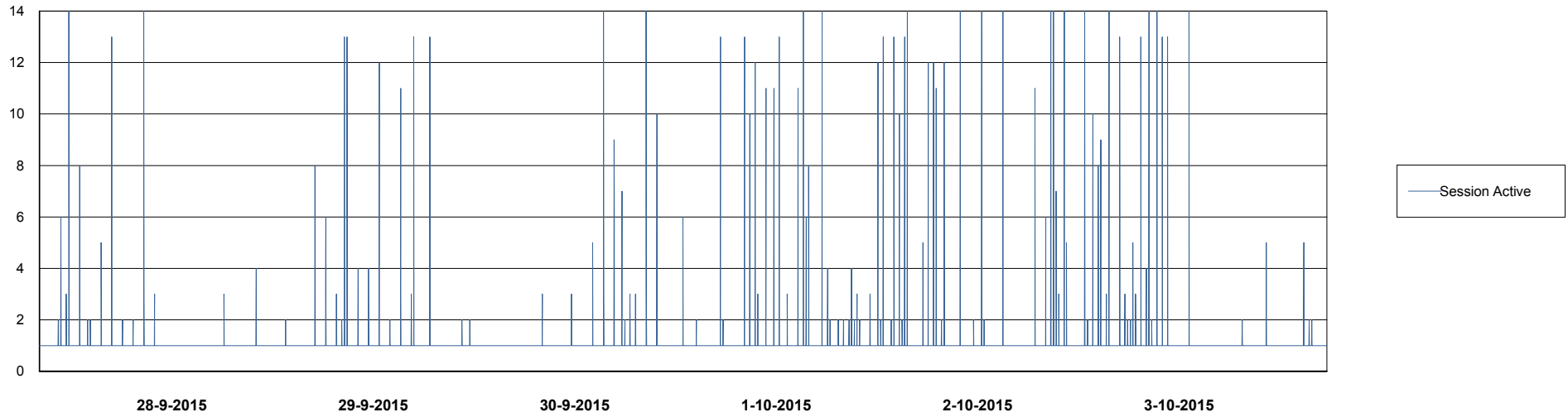
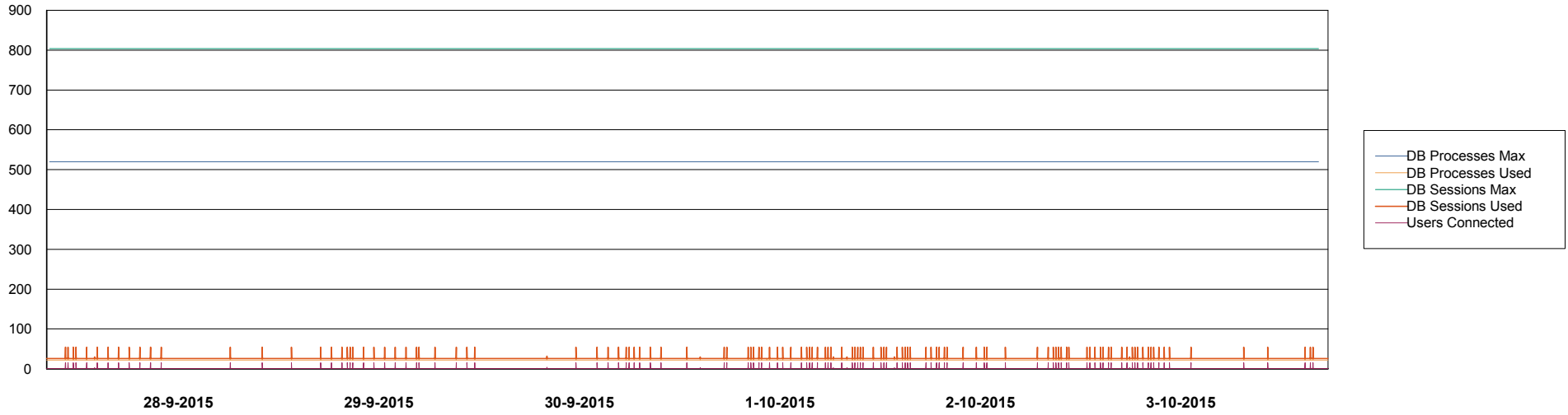
- Session Active

# Weekly SLA Customer Report

Customer PCO Production  
Database ID 44



## DATABASE PERFORMANCE PCODB\_Standby



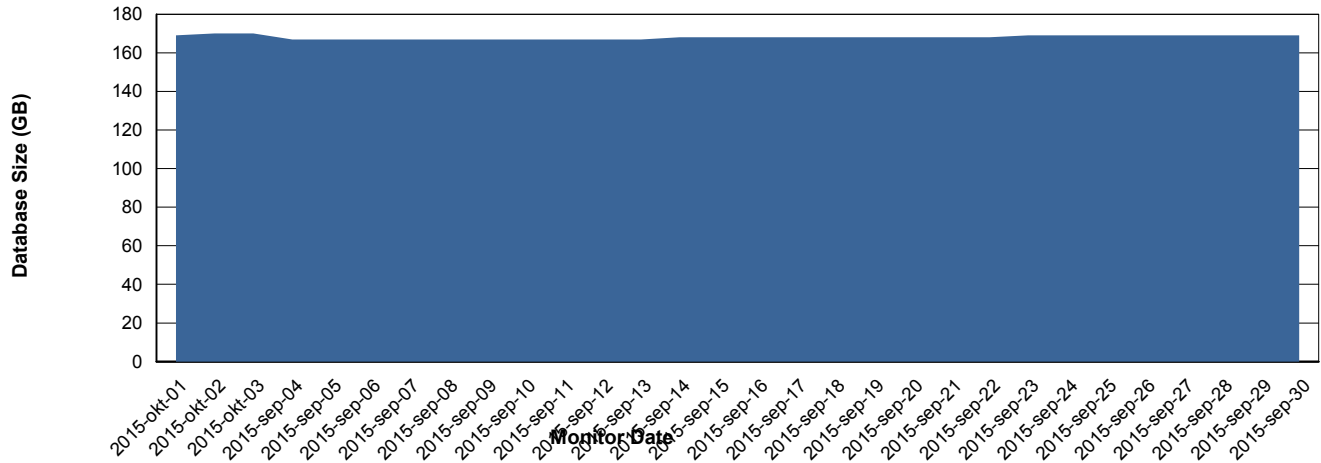
# Weekly SLA Customer Report

Customer PCO Production  
 Database ID 44



=====  
 DATABASE SIZE PCODB\_Production  
 =====

## Database growth over last month



=====  
 DATABASE TABLESPACES PCODB\_Production  
 =====

### TOTAL DATABASE SIZE PER TABLESPACE

Date	Tablespace Name	Filesize (Gb)	Usedsize (Gb)	Percentage free
3-10-2015	ABSDATA	81	66	19
	INDX	125	102	18
2-10-2015	ABSDATA	81	66	19
	INDX	125	102	18
1-10-2015	ABSDATA	81	66	19
	INDX	125	102	18
30-9-2015	ABSDATA	81	66	19
	INDX	125	102	18
29-9-2015	ABSDATA	81	65	20
	INDX	125	102	18
28-9-2015	ABSDATA	81	65	20
	INDX	125	102	18
27-9-2015	ABSDATA	81	65	20
	INDX	125	102	18

# Weekly SLA Customer Report

Customer PCO Production  
Database ID 44



=====  
STANDBY DATABASE HEALTH PCO Production  
=====

### Recovery lag for last 7 days

