

Weekly SLA Customer Report

Customer DFD Production
 Database ID 39



=====
 HARDDISK USAGE DFD_PRD_ABSWEB
 =====

	Total disk space on C (GB)	Free disk space on C (GB)
26-9-2015	60	22
25-9-2015	60	22
24-9-2015	60	22
23-9-2015	60	22
22-9-2015	60	22
21-9-2015	60	22
20-9-2015	60	22

=====
 HARDDISK USAGE DFD_PRD_BI1
 =====

	Total disk space on C (GB)	Free disk space on C (GB)	Total disk space on E (GB)	Free disk space on E (GB)
26-9-2015	40	11	100	34
25-9-2015	40	11	100	34
24-9-2015	40	11	100	34
23-9-2015	40	11	100	34
22-9-2015	40	11	100	34
21-9-2015	40	11	100	34
20-9-2015	40	11	100	34

Weekly SLA Customer Report

Customer DFD Production
 Database ID 39



=====
 HARDDISK USAGE DFD_PRD_ORACLE1
 =====

	Total disk space on C (GB)	Free disk space on C (GB)	Total disk space on D (GB)	Free disk space on D (GB)	Total disk space on E (GB)	Free disk space on E (GB)	Total disk space on F (GB)	Free disk space on F (GB)
26-9-2015	78	49	479	356	400	265	800	724
25-9-2015	78	49	479	356	400	268	800	724
24-9-2015	78	49	479	356	400	271	800	724
23-9-2015	78	49	479	356	400	275	800	724
22-9-2015	78	49	479	356	400	279	800	729
21-9-2015	78	49	479	356	400	283	800	735
20-9-2015	78	49	479	356	400	285	800	735

=====
 HARDDISK USAGE DFD_PRD_ORACLE2
 =====

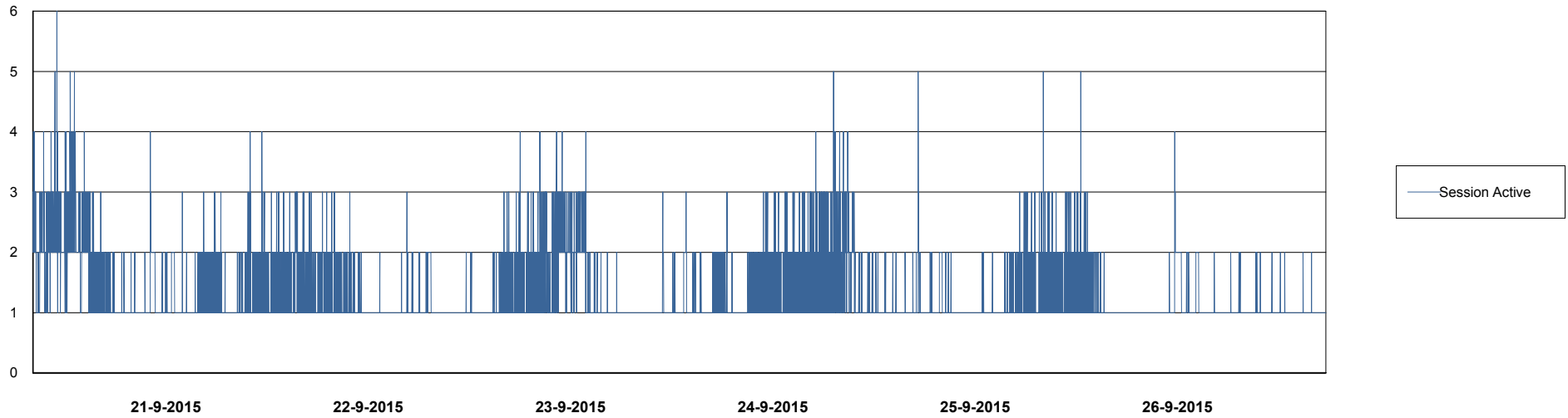
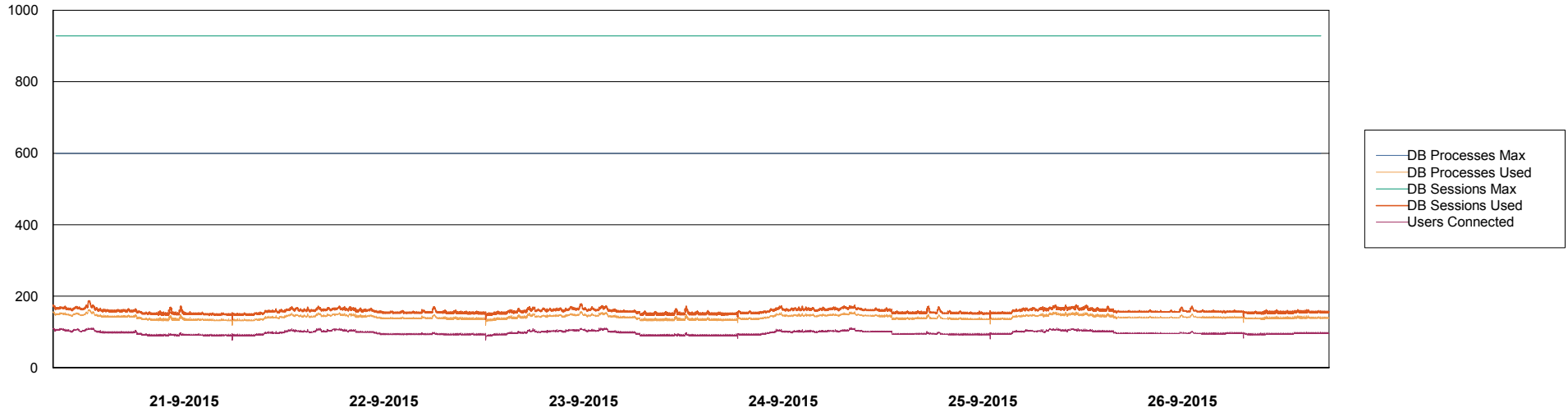
	Total disk space on C (GB)	Free disk space on C (GB)	Total disk space on D (GB)	Free disk space on D (GB)	Total disk space on E (GB)	Free disk space on E (GB)	Total disk space on F (GB)	Free disk space on F (GB)
26-9-2015	78	51	479	343	400	62	800	679
25-9-2015	78	51	479	343	400	64	800	679
24-9-2015	78	51	479	343	400	67	800	679
23-9-2015	78	51	479	343	400	71	800	679
22-9-2015	78	51	479	343	400	74	800	684
21-9-2015	78	51	479	343	400	78	800	690
20-9-2015	78	51	479	343	400	80	800	690

Weekly SLA Customer Report

Customer DFD Production
Database ID 39



DATABASE PERFORMANCE DFDDB_Production

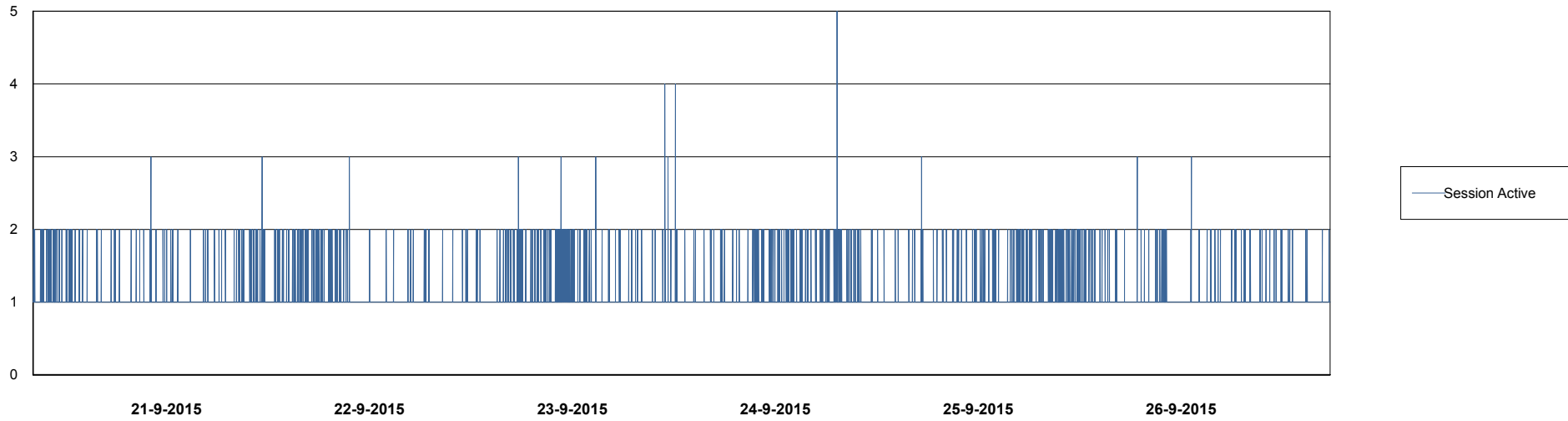
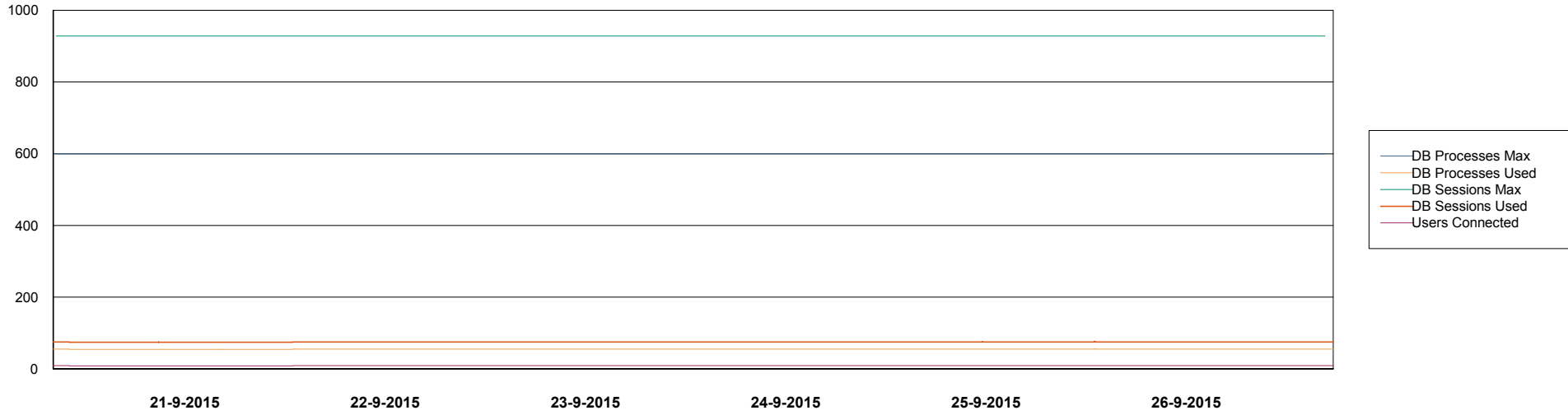


Weekly SLA Customer Report

Customer DFD Production
Database ID 39



DATABASE PERFORMANCE DFDDB_Standby

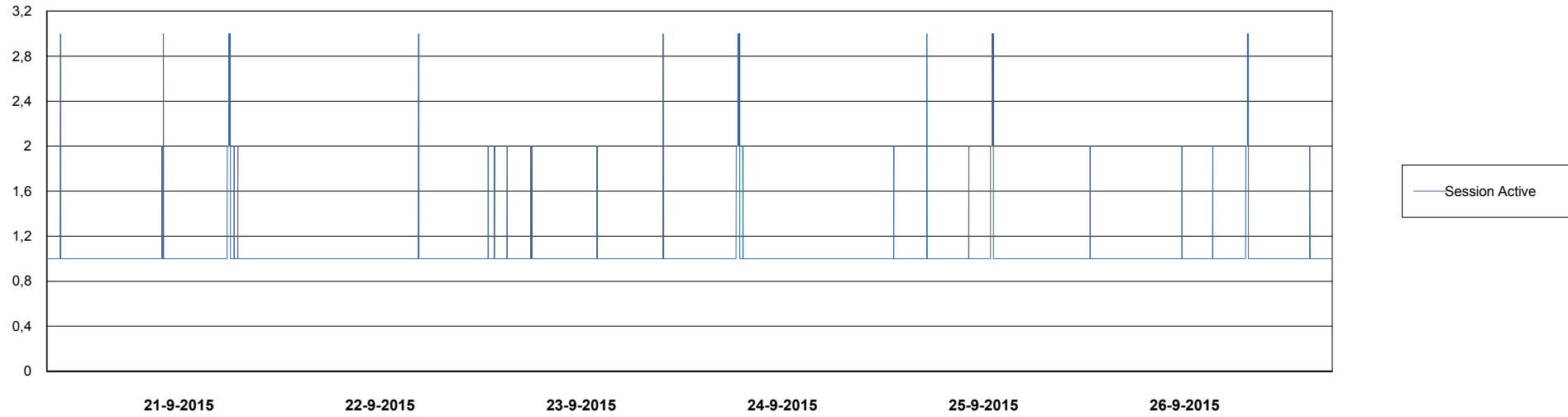
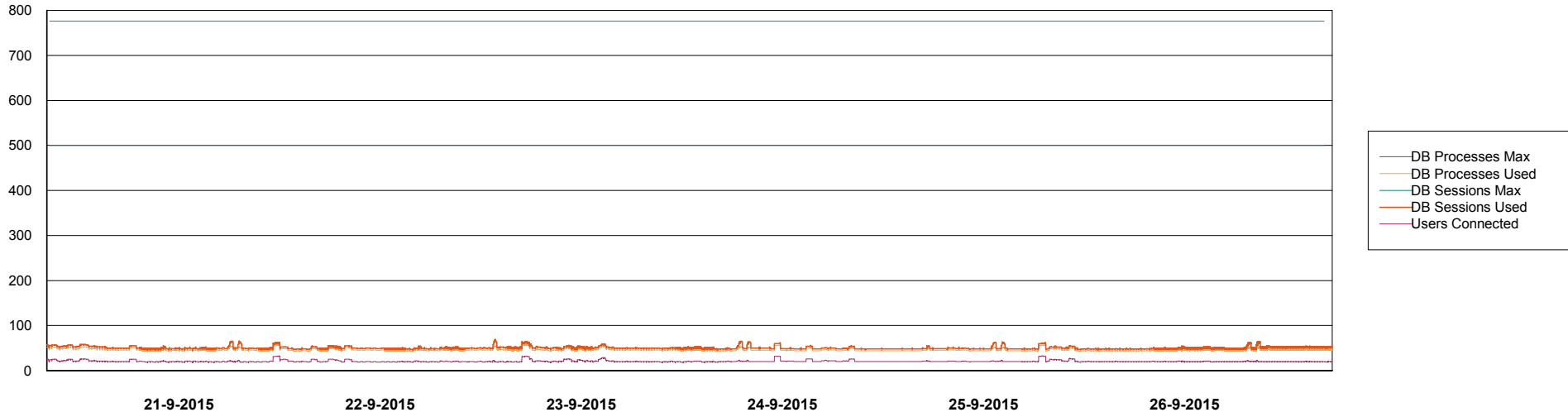


Weekly SLA Customer Report

Customer DFD Production
Database ID 39



DATABASE PERFORMANCE DFDDDBI_Production



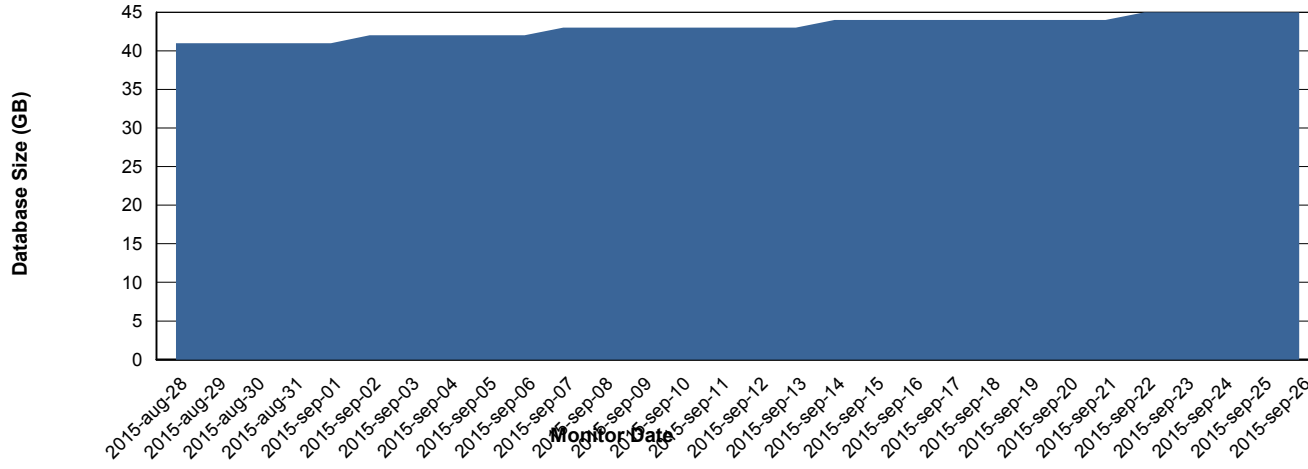
Weekly SLA Customer Report

Customer DFD Production
Database ID 39



=====
DATABASE SIZE DFDDDB_Production
=====

Database growth over last month



Weekly SLA Customer Report

Customer DFD Production
 Database ID 39



=====
 DATABASE TABLESPACES DFDDDB_Production
 =====

TOTAL DATABASE SIZE PER TABLESPACE

Date	Tablespace Name	Filesize (Gb)	Usedsize (Gb)	Percentage free
26-9-2015	ABSDATA	21	15	29
	INDX	39	29	26
25-9-2015	ABSDATA	21	15	29
	INDX	39	29	26
24-9-2015	ABSDATA	21	15	29
	INDX	39	29	26
23-9-2015	ABSDATA	21	15	29
	INDX	39	28	28
22-9-2015	ABSDATA	21	15	29
	INDX	39	28	28
21-9-2015	ABSDATA	17	15	12
	INDX	31	28	10
20-9-2015	ABSDATA	17	14	18
	INDX	31	28	10

Weekly SLA Customer Report

Customer DFD Production
 Database ID 39



=====
 DATABASE TABLESPACES DFDDDBI_Production
 =====

TOTAL DATABASE SIZE PER TABLESPACE

Date	Tablespace Name	Filesize (Gb)	Usedsize (Gb)	Percentage free
26-9-2015	ABSDATA	10	6	40
	INDX	20	8	60
25-9-2015	ABSDATA	10	6	40
	INDX	20	8	60
24-9-2015	ABSDATA	10	6	40
	INDX	20	8	60
23-9-2015	ABSDATA	10	6	40
	INDX	20	8	60
22-9-2015	ABSDATA	10	6	40
	INDX	20	8	60
21-9-2015	ABSDATA	10	6	40
	INDX	20	8	60
20-9-2015	ABSDATA	10	6	40
	INDX	20	8	60

=====
 STANDBY DATABASE HEALTH DFD Production
 =====

Recovery lag for last 7 days



Weekly SLA Customer Report

Customer DFD Production
Database ID 39



=====
ABSolute Application ReportServer Services
=====

Avg memory used per ReportServer Service

