

Weekly SLA Customer Report

Customer PCO Production
 Database ID 44



=====
 HARDDISK USAGE PCO_PRD_ORACLE1
 =====

	Total disk space on C (GB)	Free disk space on C (GB)	Total disk space on D (GB)	Free disk space on D (GB)
12-9-2015	279	217	838	139
11-9-2015	279	217	838	141
10-9-2015	279	217	838	143
9-9-2015	279	217	838	146
8-9-2015	279	217	838	149
7-9-2015	279	217	838	150
6-9-2015	279	217	838	151

=====
 HARDDISK USAGE PCO_PRD_ORACLE2
 =====

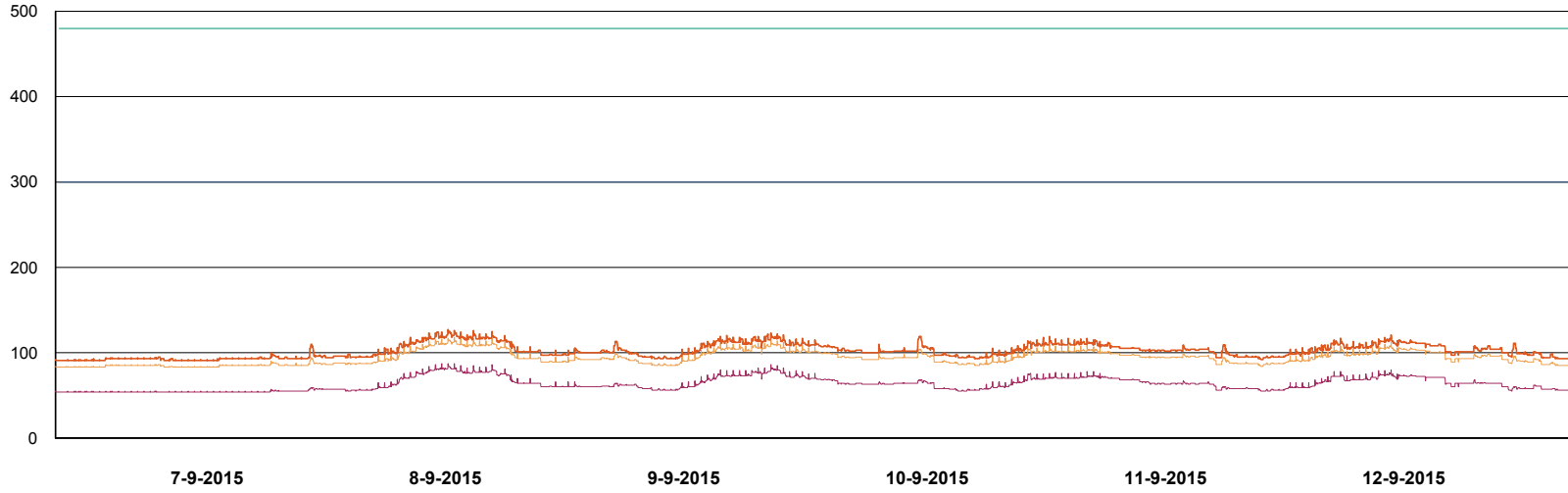
	Total disk space on C (GB)	Free disk space on C (GB)	Total disk space on D (GB)	Free disk space on D (GB)
12-9-2015	279	218	838	491
11-9-2015	279	219	838	493
10-9-2015	279	219	838	496
9-9-2015	279	212	838	498
8-9-2015	279	205	838	501
7-9-2015	279	206	838	502
6-9-2015	279	206	838	503

Weekly SLA Customer Report

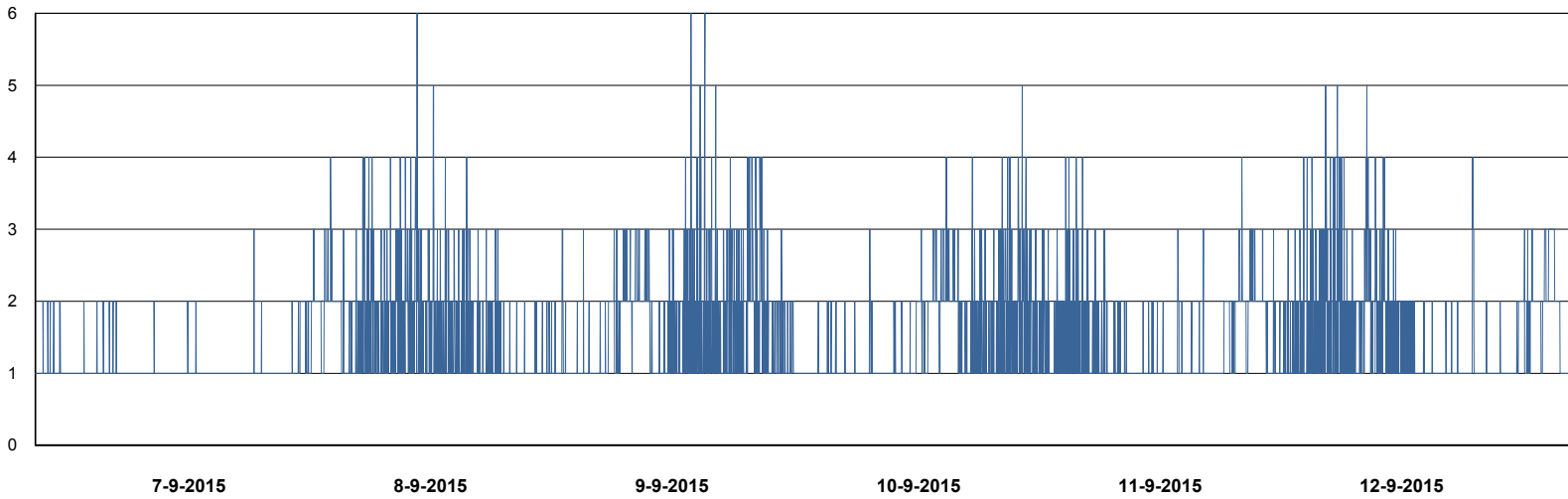
Customer PCO Production
Database ID 44



DATABASE PERFORMANCE PCODB_Production



- DB Processes Max
- DB Processes Used
- DB Sessions Max
- DB Sessions Used
- Users Connected



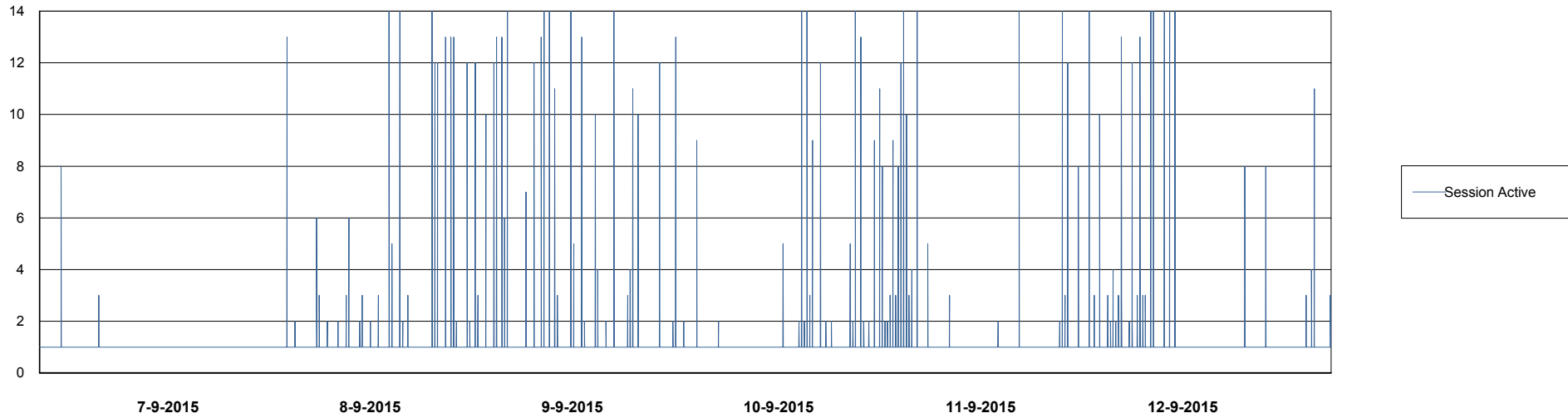
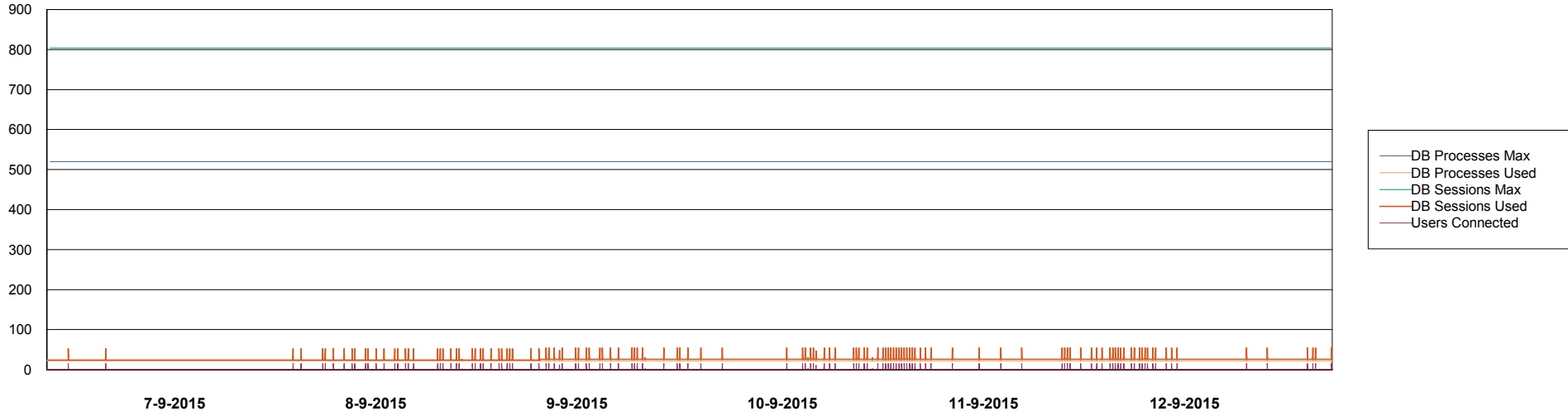
- Session Active

Weekly SLA Customer Report

Customer PCO Production
Database ID 44



DATABASE PERFORMANCE PCODB_Standby



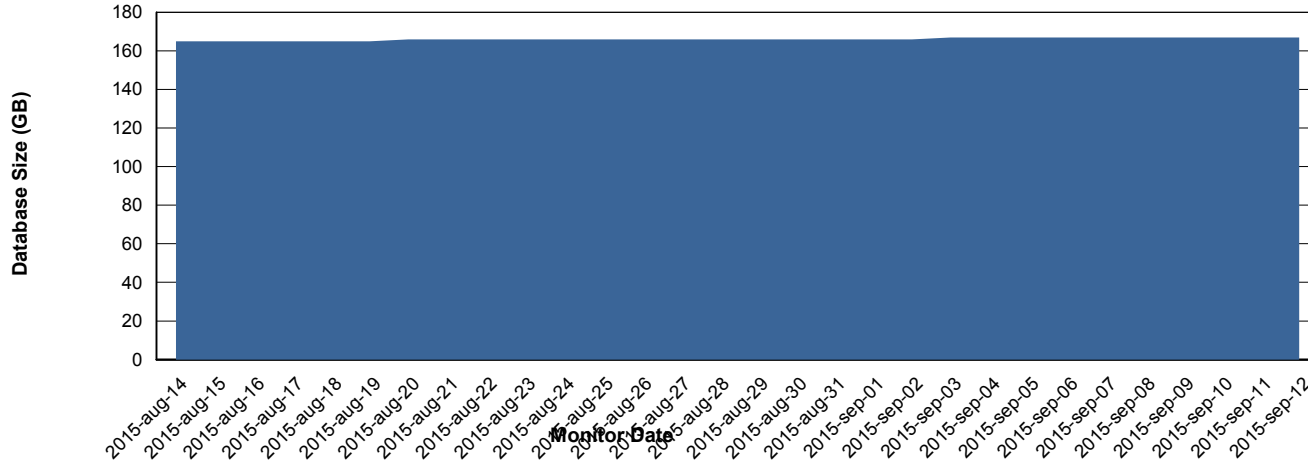
Weekly SLA Customer Report

Customer PCO Production
 Database ID 44



=====
 DATABASE SIZE PCODB_Production
 =====

Database growth over last month



=====
 DATABASE TABLESPACES PCODB_Production
 =====

TOTAL DATABASE SIZE PER TABLESPACE

Date	Tablespace Name	Filesize (Gb)	Usedsize (Gb)	Percentage free
12-9-2015	ABSDATA	79	65	18
	INDX	118	101	14
11-9-2015	ABSDATA	79	65	18
	INDX	118	101	14
10-9-2015	ABSDATA	79	65	18
	INDX	118	101	14
9-9-2015	ABSDATA	79	65	18
	INDX	118	101	14
8-9-2015	ABSDATA	79	65	18
	INDX	118	100	15
7-9-2015	ABSDATA	79	65	18
	INDX	118	100	15
6-9-2015	ABSDATA	79	65	18
	INDX	118	100	15

Weekly SLA Customer Report

Customer PCO Production
Database ID 44



=====
STANDBY DATABASE HEALTH PCO Production
=====

Recovery lag for last 7 days

