

# Weekly SLA Customer Report

Customer PCO Production  
 Database ID 44



=====  
 HARDDISK USAGE PCO\_PRD\_ORACLE1  
 =====

	Total disk space on C (GB)	Free disk space on C (GB)	Total disk space on D (GB)	Free disk space on D (GB)
29-8-2015	279	217	838	284
28-8-2015	279	217	838	286
27-8-2015	279	217	838	210
26-8-2015	279	217	838	128
25-8-2015	279	217	838	130
24-8-2015	279	217	838	133
23-8-2015	279	217	838	134

=====  
 HARDDISK USAGE PCO\_PRD\_ORACLE2  
 =====

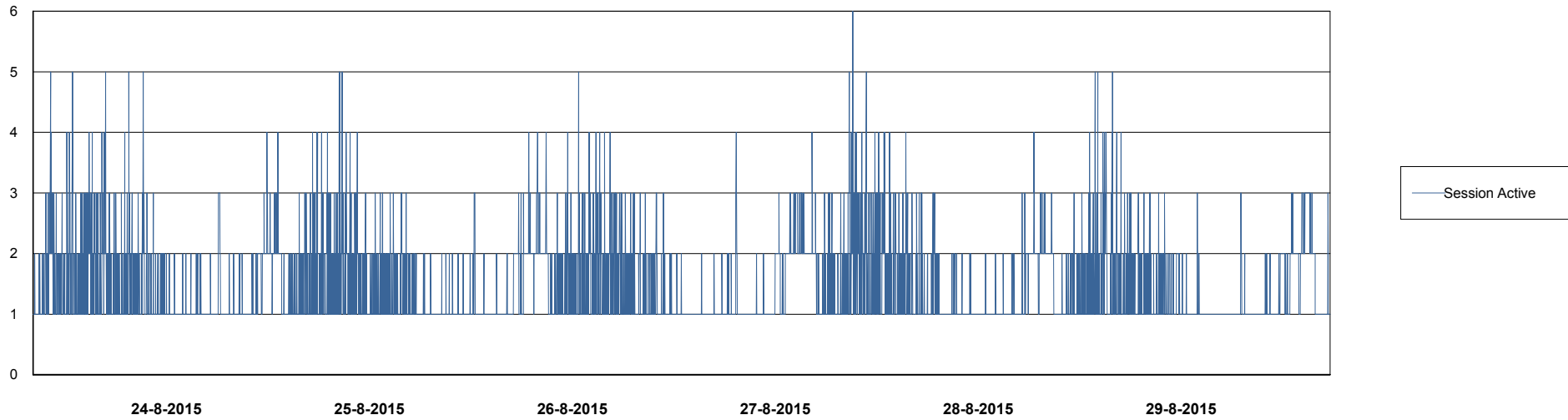
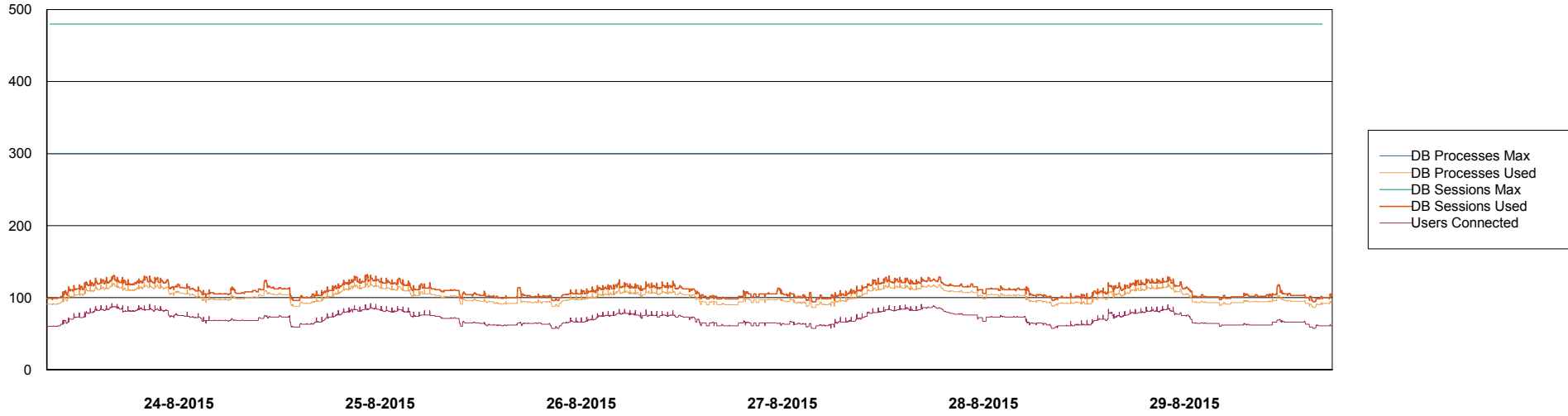
	Total disk space on C (GB)	Free disk space on C (GB)	Total disk space on D (GB)	Free disk space on D (GB)
29-8-2015	279	211	838	521
28-8-2015	279	212	838	523
27-8-2015	279	213	838	526
26-8-2015	279	214	838	528
25-8-2015	279	214	838	531
24-8-2015	279	215	838	534
23-8-2015	279	215	838	535

# Weekly SLA Customer Report

Customer PCO Production  
Database ID 44



DATABASE PERFORMANCE PCODB\_Production

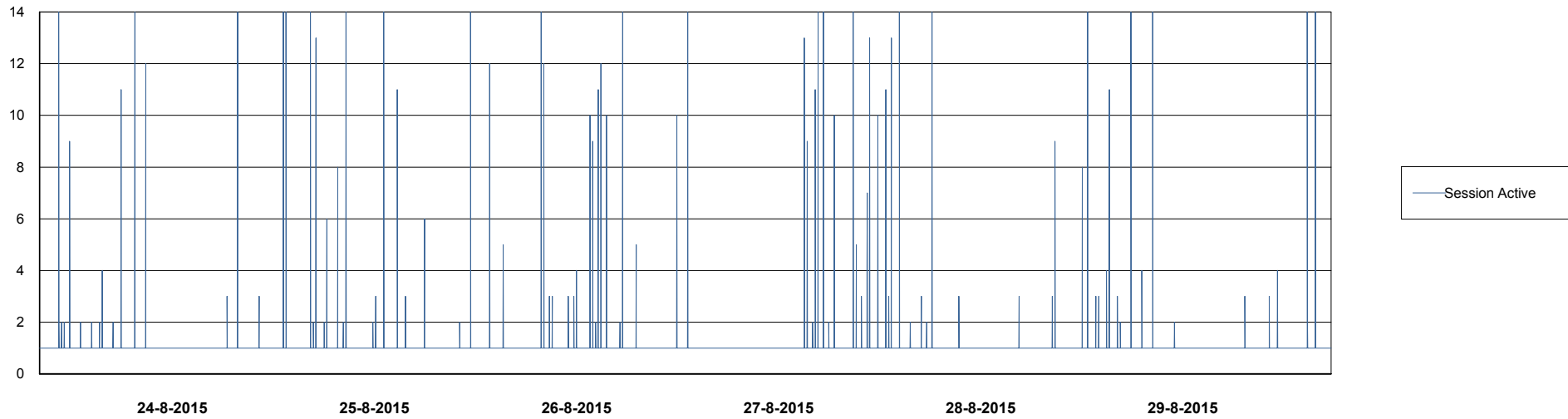
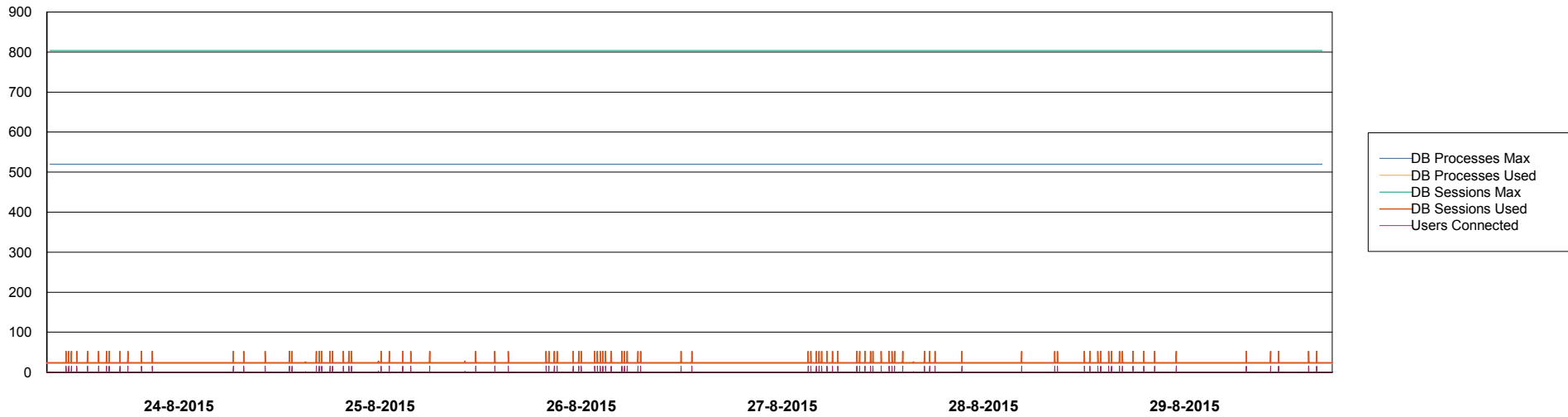


# Weekly SLA Customer Report

Customer PCO Production  
Database ID 44



## DATABASE PERFORMANCE PCODB\_Standby



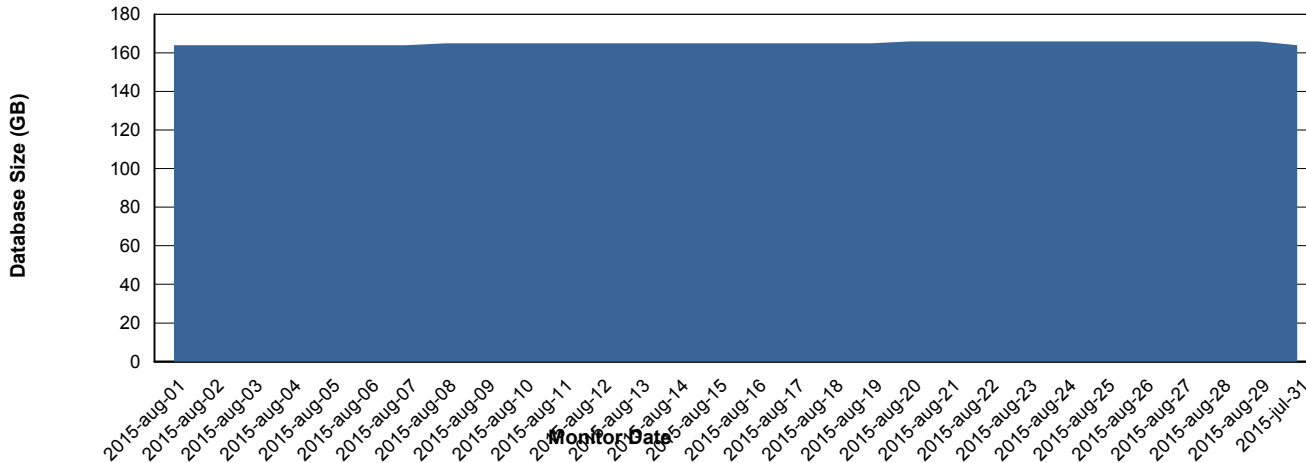
# Weekly SLA Customer Report

Customer PCO Production  
 Database ID 44



=====  
 DATABASE SIZE PCODB\_Production  
 =====

## Database growth over last month



=====  
 DATABASE TABLESPACES PCODB\_Production  
 =====

### TOTAL DATABASE SIZE PER TABLESPACE

Date	Tablespace Name	Filesize (Gb)	Usedsize (Gb)	Percentage free
29-8-2015	ABSDATA	79	65	18
	INDX	118	100	15
28-8-2015	ABSDATA	79	65	18
	INDX	118	100	15
27-8-2015	ABSDATA	79	65	18
	INDX	118	100	15
26-8-2015	ABSDATA	79	65	18
	INDX	118	100	15
25-8-2015	ABSDATA	79	65	18
	INDX	118	100	15
24-8-2015	ABSDATA	79	65	18
	INDX	118	99	16
23-8-2015	ABSDATA	79	65	18
	INDX	118	99	16

# Weekly SLA Customer Report

Customer PCO Production  
Database ID 44



=====  
STANDBY DATABASE HEALTH PCO Production  
=====

### Recovery lag for last 7 days

