

Weekly SLA Customer Report

Customer PCO Production
 Database ID 44



=====
 HARDDISK USAGE PCO_PRD_ORACLE1
 =====

	Total disk space on C (GB)	Free disk space on C (GB)	Total disk space on D (GB)	Free disk space on D (GB)
25-7-2015	279	217	838	196
24-7-2015	279	217	838	198
23-7-2015	279	217	838	169
22-7-2015	279	217	838	128
21-7-2015	279	217	838	131
20-7-2015	279	217	838	134
19-7-2015	279	217	838	135

=====
 HARDDISK USAGE PCO_PRD_ORACLE2
 =====

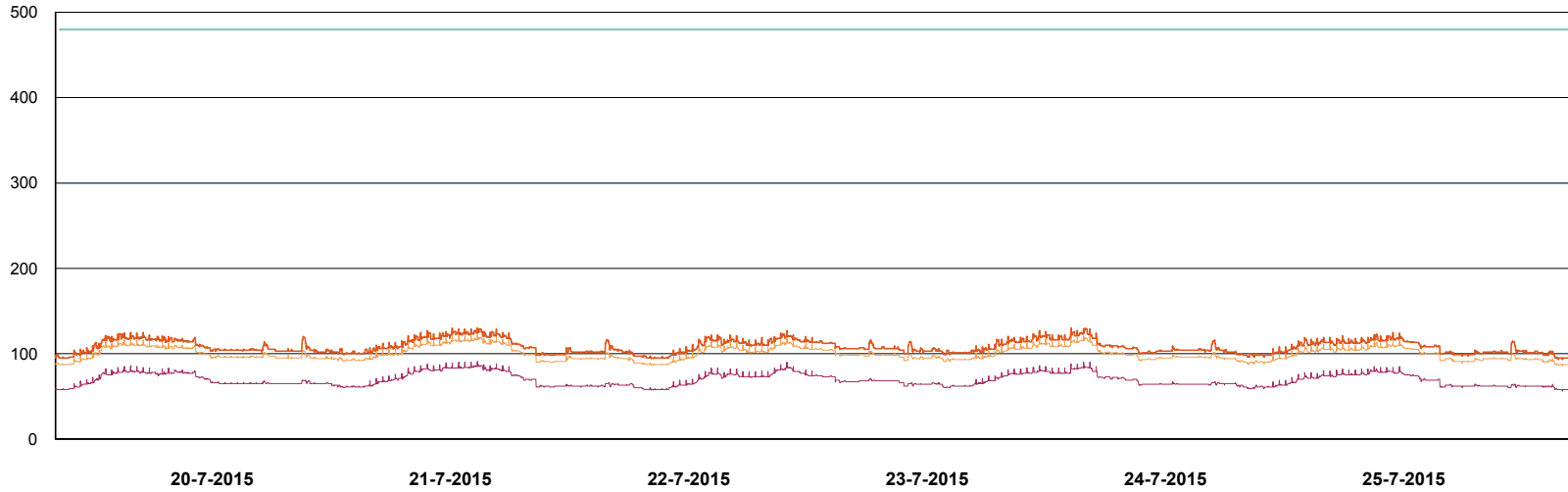
	Total disk space on C (GB)	Free disk space on C (GB)	Total disk space on D (GB)	Free disk space on D (GB)
25-7-2015	279	219	838	519
24-7-2015	279	219	838	521
23-7-2015	279	219	838	523
22-7-2015	279	219	838	526
21-7-2015	279	220	838	528
20-7-2015	279	220	838	531
19-7-2015	279	220	838	533

Weekly SLA Customer Report

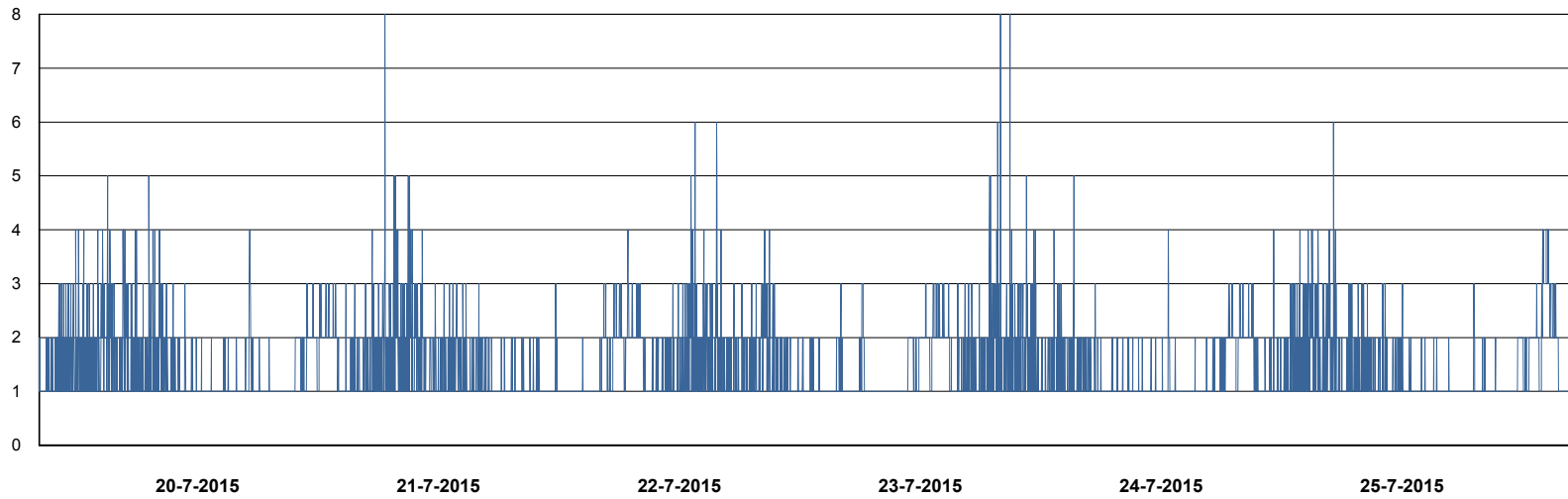
Customer PCO Production
Database ID 44



DATABASE PERFORMANCE PCODB_Production



- DB Processes Max
- DB Processes Used
- DB Sessions Max
- DB Sessions Used
- Users Connected



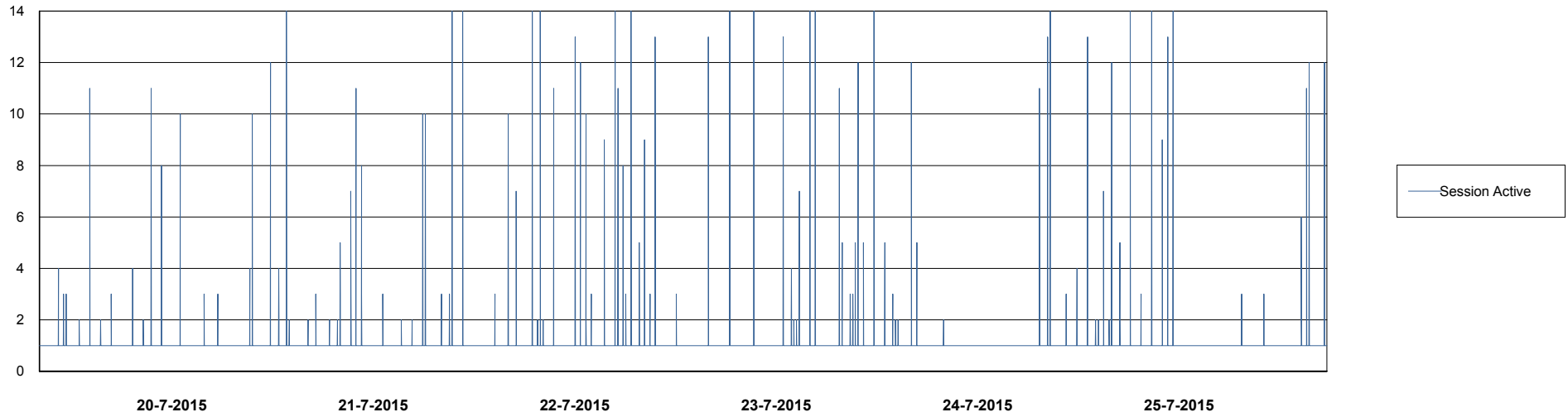
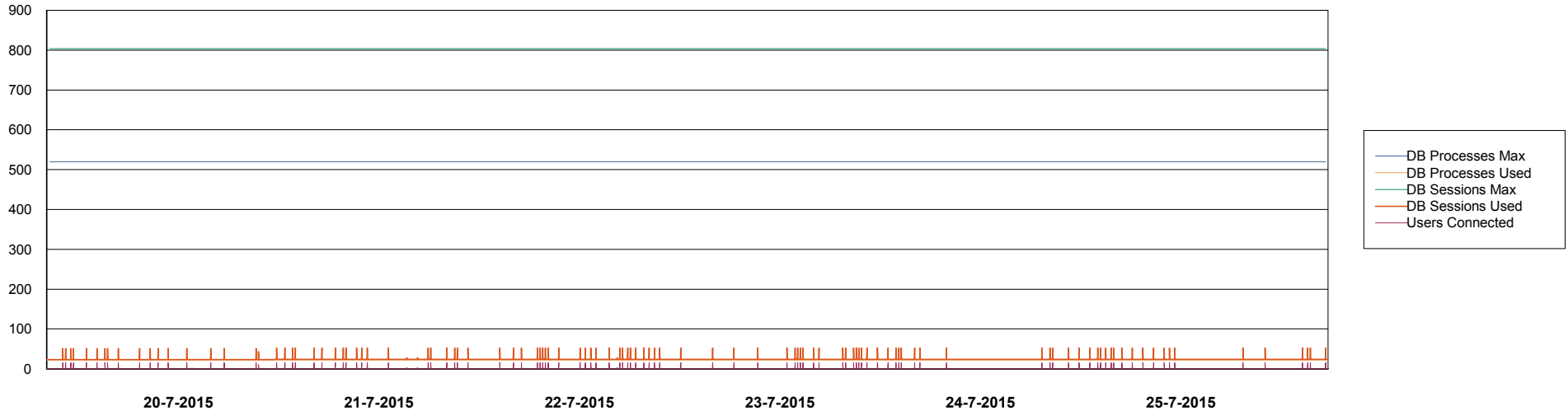
- Session Active

Weekly SLA Customer Report

Customer PCO Production
Database ID 44



DATABASE PERFORMANCE PCODB_Standby



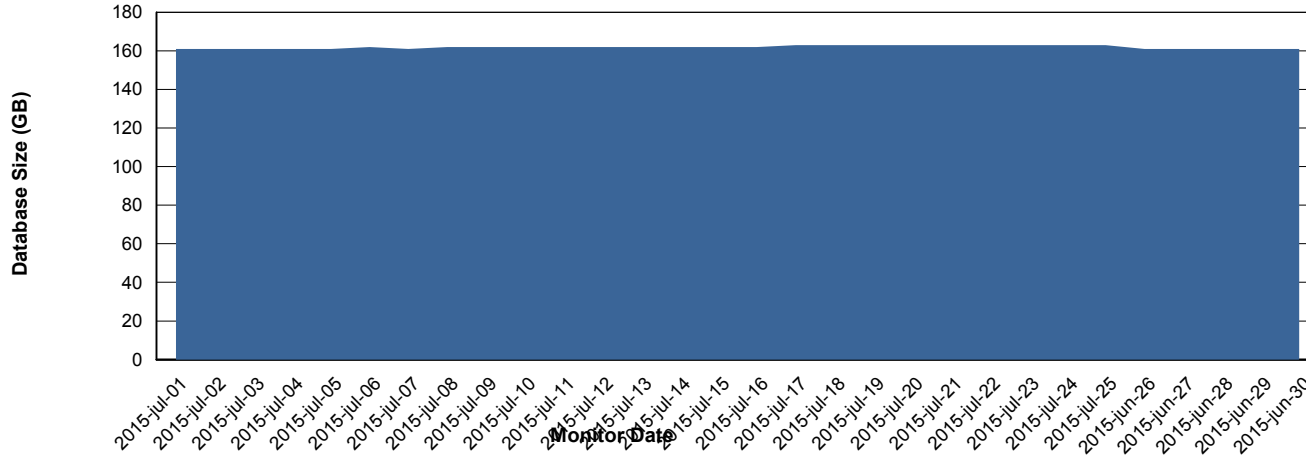
Weekly SLA Customer Report

Customer PCO Production
 Database ID 44



=====
 DATABASE SIZE PCODB_Production
 =====

Database growth over last month



=====
 DATABASE TABLESPACES PCODB_Production
 =====

TOTAL DATABASE SIZE PER TABLESPACE

Date	Tablespace Name	Filesize (Gb)	Usedsize (Gb)	Percentage free
25-7-2015	ABSDATA	79	64	19
	INDX	118	98	17
24-7-2015	ABSDATA	79	64	19
	INDX	118	98	17
23-7-2015	ABSDATA	79	64	19
	INDX	118	97	18
22-7-2015	ABSDATA	79	64	19
	INDX	118	97	18
21-7-2015	ABSDATA	79	64	19
	INDX	118	97	18
20-7-2015	ABSDATA	79	64	19
	INDX	118	97	18
19-7-2015	ABSDATA	79	64	19
	INDX	118	97	18

Weekly SLA Customer Report

Customer PCO Production
Database ID 44



=====
STANDBY DATABASE HEALTH PCO Production
=====

Recovery lag for last 7 days

