

Weekly SLA Customer Report

Customer PCO Production
 Database ID 44



=====
 HARDDISK USAGE PCO_PRD_ORACLE1
 =====

	Total disk space on C (GB)	Free disk space on C (GB)	Total disk space on D (GB)	Free disk space on D (GB)
11-7-2015	279	217	838	156
10-7-2015	279	217	838	158
9-7-2015	279	217	838	161
8-7-2015	279	217	838	167
7-7-2015	279	217	838	135
6-7-2015	279	217	838	129
5-7-2015	279	217	838	130

=====
 HARDDISK USAGE PCO_PRD_ORACLE2
 =====

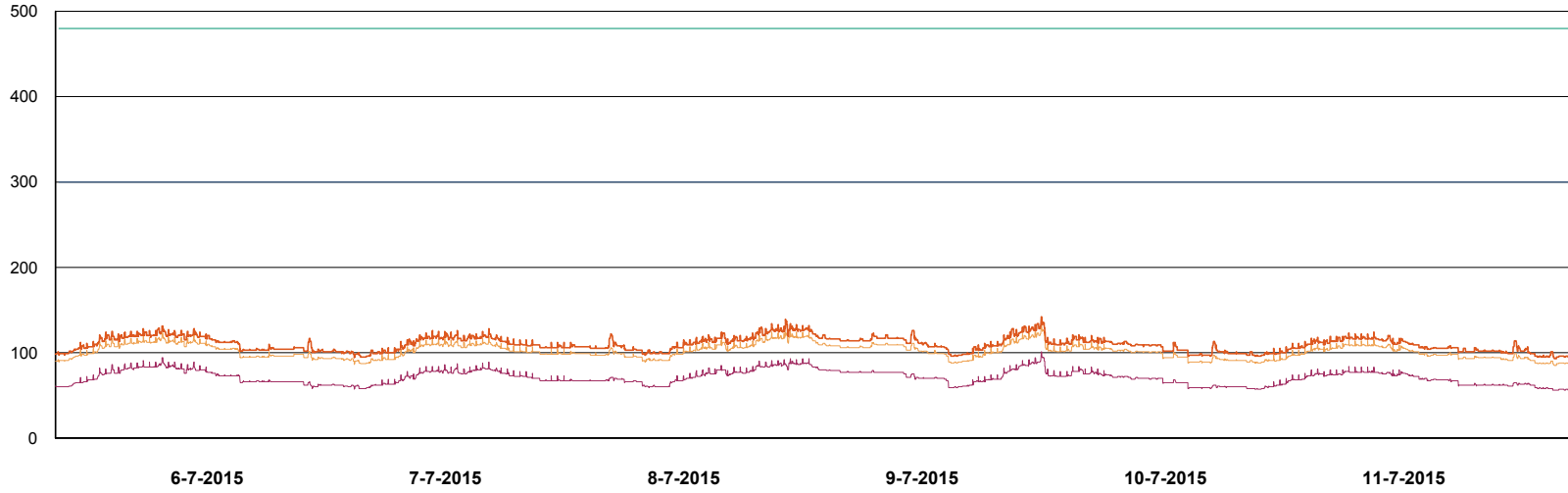
	Total disk space on C (GB)	Free disk space on C (GB)	Total disk space on D (GB)	Free disk space on D (GB)
11-7-2015	279	221	838	553
10-7-2015	279	221	838	555
9-7-2015	279	221	838	558
8-7-2015	279	221	838	564
7-7-2015	279	221	838	560
6-7-2015	279	221	838	561
5-7-2015	279	221	838	562

Weekly SLA Customer Report

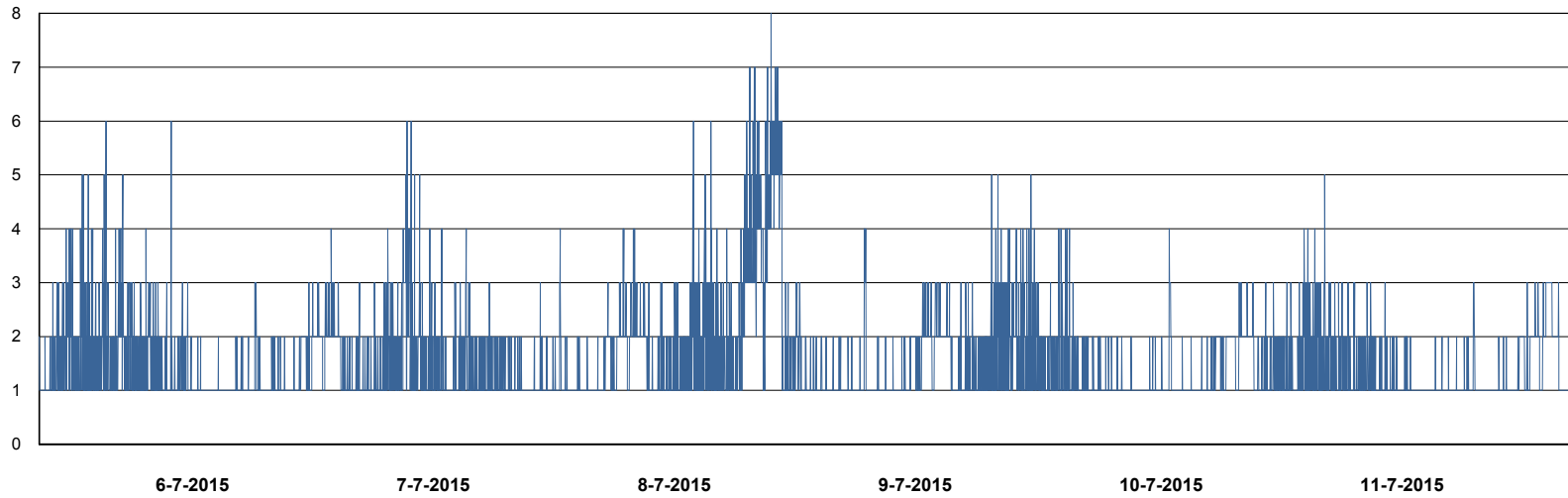
Customer PCO Production
Database ID 44



DATABASE PERFORMANCE PCODB_Production



- DB Processes Max
- DB Processes Used
- DB Sessions Max
- DB Sessions Used
- Users Connected



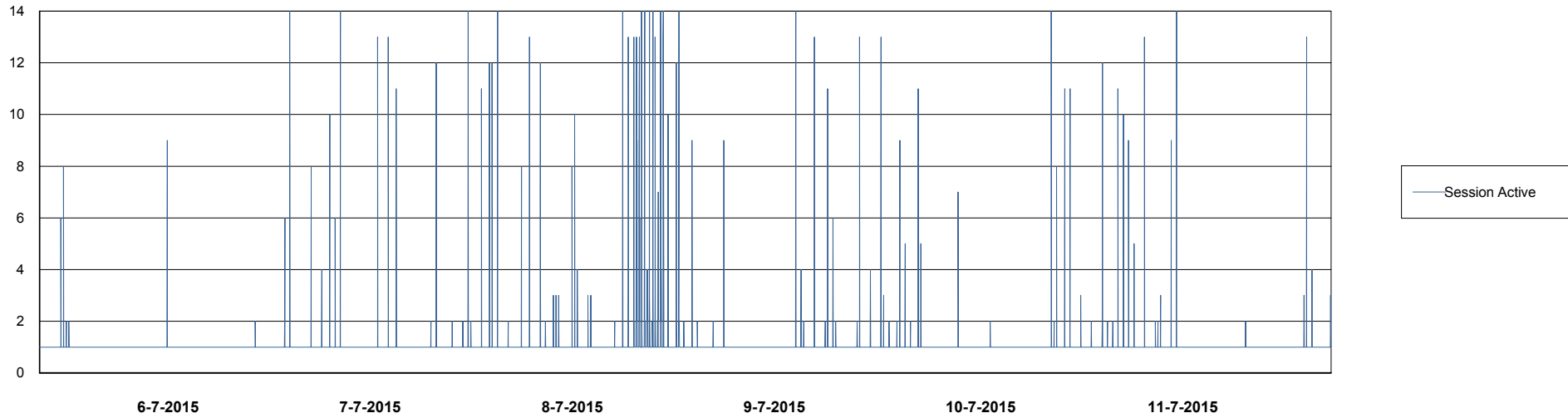
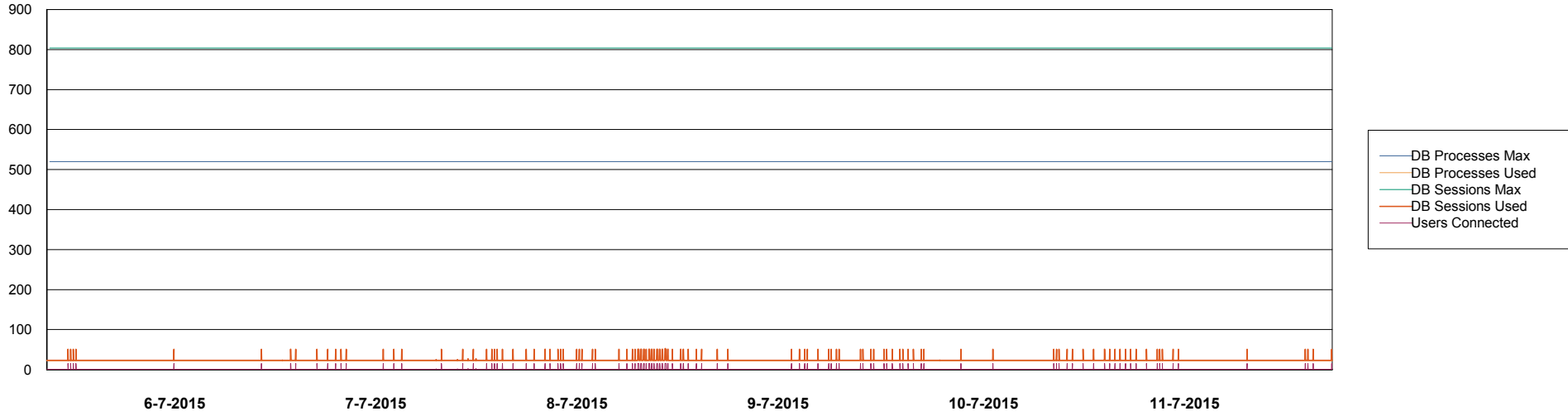
- Session Active

Weekly SLA Customer Report

Customer PCO Production
Database ID 44



DATABASE PERFORMANCE PCODB_Standby



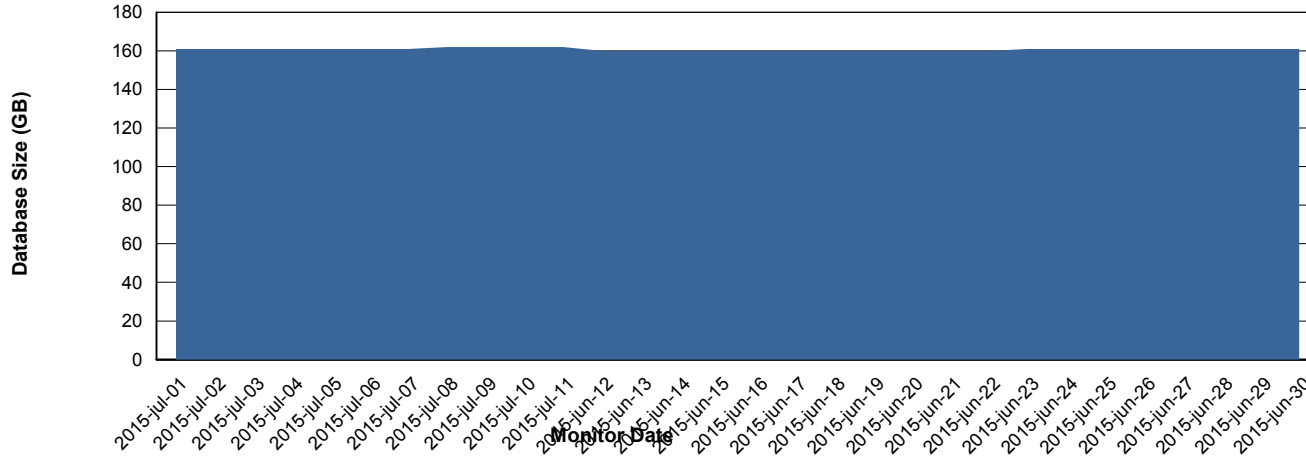
Weekly SLA Customer Report

Customer PCO Production
 Database ID 44



=====
 DATABASE SIZE PCODB_Production
 =====

Database growth over last month



=====
 DATABASE TABLESPACES PCODB_Production
 =====

TOTAL DATABASE SIZE PER TABLESPACE

Date	Tablespace Name	Filesize (Gb)	Usedsize (Gb)	Percentage free
11-7-2015	ABSDATA	79	64	19
	INDX	118	97	18
10-7-2015	ABSDATA	79	64	19
	INDX	118	97	18
9-7-2015	ABSDATA	79	64	19
	INDX	118	97	18
8-7-2015	ABSDATA	79	64	19
	INDX	118	96	19
7-7-2015	ABSDATA	79	64	19
	INDX	118	96	19
6-7-2015	ABSDATA	79	64	19
	INDX	118	96	19
5-7-2015	ABSDATA	79	64	19
	INDX	118	96	19

Weekly SLA Customer Report

Customer PCO Production
Database ID 44



=====
STANDBY DATABASE HEALTH PCO Production
=====

Recovery lag for last 7 days

