

Weekly SLA Customer Report

Customer DFD Production
 Database ID 39



=====
 HARDDISK USAGE DFD_PRD_ABSWEB
 =====

	Total disk space on C (GB)	Free disk space on C (GB)
11-7-2015	60	24
10-7-2015	60	24
9-7-2015	60	24
8-7-2015	60	24
7-7-2015	60	24
6-7-2015	60	24
5-7-2015	60	24

=====
 HARDDISK USAGE DFD_PRD_BI1
 =====

	Total disk space on C (GB)	Free disk space on C (GB)	Total disk space on E (GB)	Free disk space on E (GB)
11-7-2015	40	11	100	35
10-7-2015	40	11	100	35
9-7-2015	40	11	100	35
8-7-2015	40	11	100	35
7-7-2015	40	11	100	35
6-7-2015	40	11	100	35
5-7-2015	40	11	100	35

Weekly SLA Customer Report

Customer DFD Production
 Database ID 39



=====
 HARDDISK USAGE DFD_PRD_ORACLE1
 =====

	Total disk space on C (GB)	Free disk space on C (GB)	Total disk space on D (GB)	Free disk space on D (GB)	Total disk space on E (GB)	Free disk space on E (GB)	Total disk space on F (GB)	Free disk space on F (GB)
11-7-2015	78	54	479	356	400	310	800	742
10-7-2015	78	54	479	356	400	312	800	742
9-7-2015	78	54	479	356	400	316	800	742
8-7-2015	78	54	479	356	400	310	800	742
7-7-2015	78	54	479	357	400	304	800	742
6-7-2015	78	54	479	357	400	300	800	742
5-7-2015	78	54	479	357	400	292	800	742

=====
 HARDDISK USAGE DFD_PRD_ORACLE2
 =====

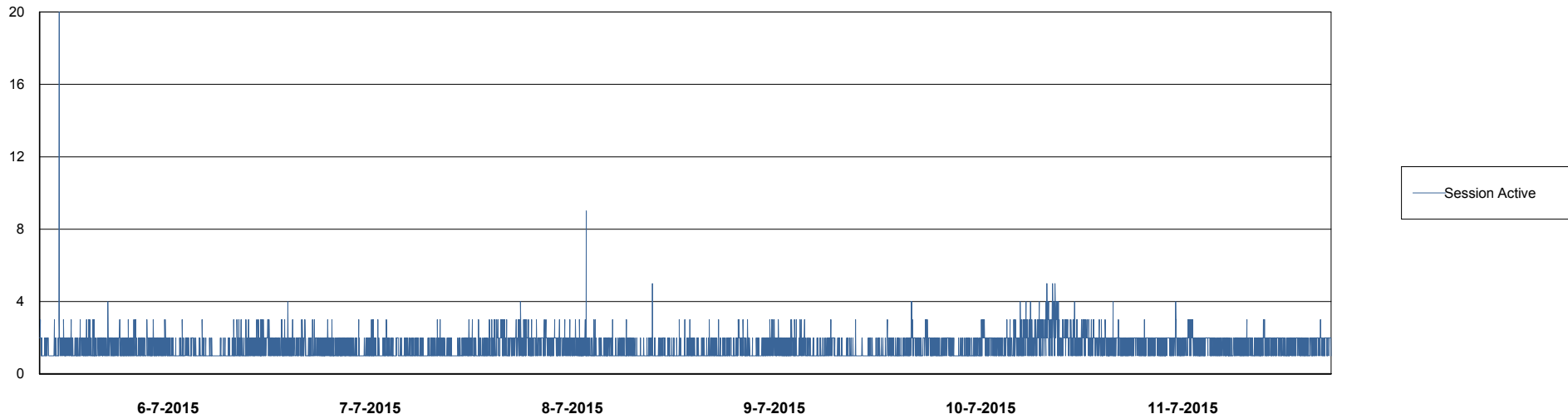
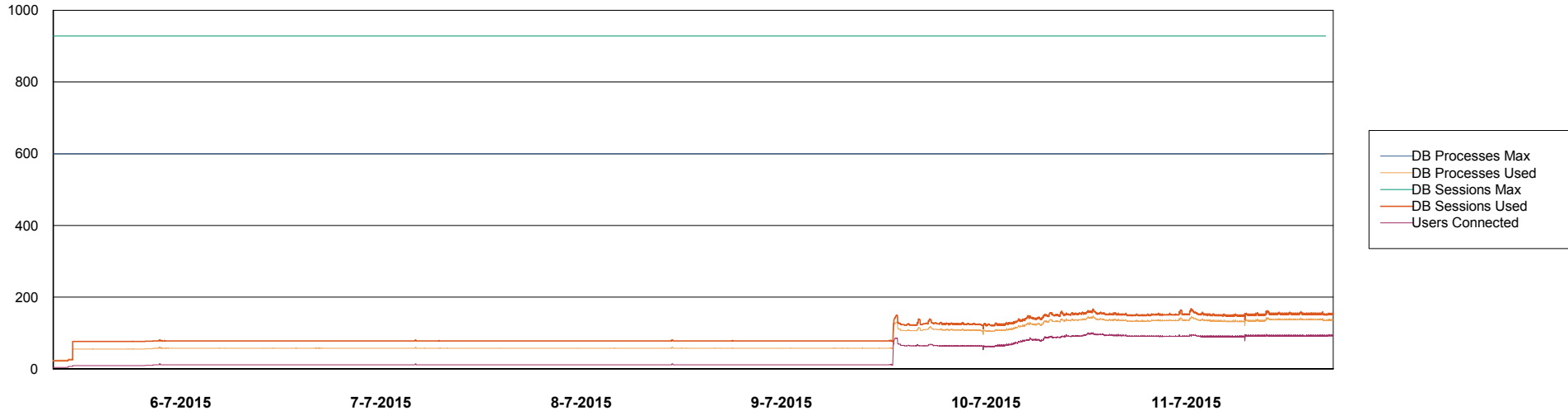
	Total disk space on C (GB)	Free disk space on C (GB)	Total disk space on D (GB)	Free disk space on D (GB)	Total disk space on E (GB)	Free disk space on E (GB)	Total disk space on F (GB)	Free disk space on F (GB)
11-7-2015	78	58	479	343	400	118	800	695
10-7-2015	78	58	479	343	400	120	800	695
9-7-2015	78	58	479	343	400	124	800	695
8-7-2015	78	58	479	343	400	127	800	695
7-7-2015	78	58	479	343	400	130	800	695
6-7-2015	78	58	479	343	400	133	800	695
5-7-2015	78	58	479	343	400	135	800	695

Weekly SLA Customer Report

Customer DFD Production
Database ID 39



DATABASE PERFORMANCE DFDDDB_Production

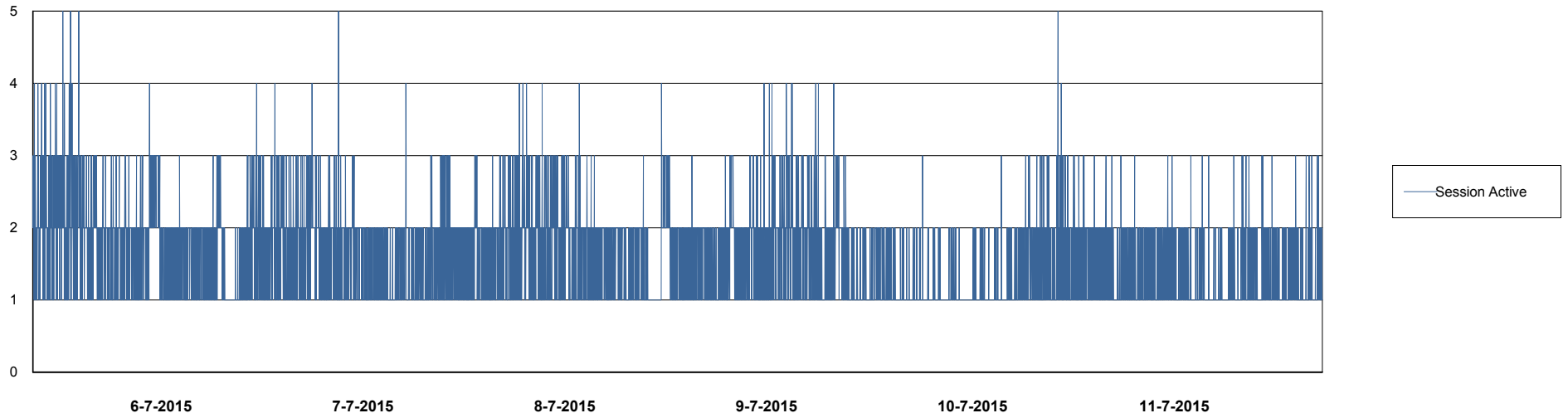
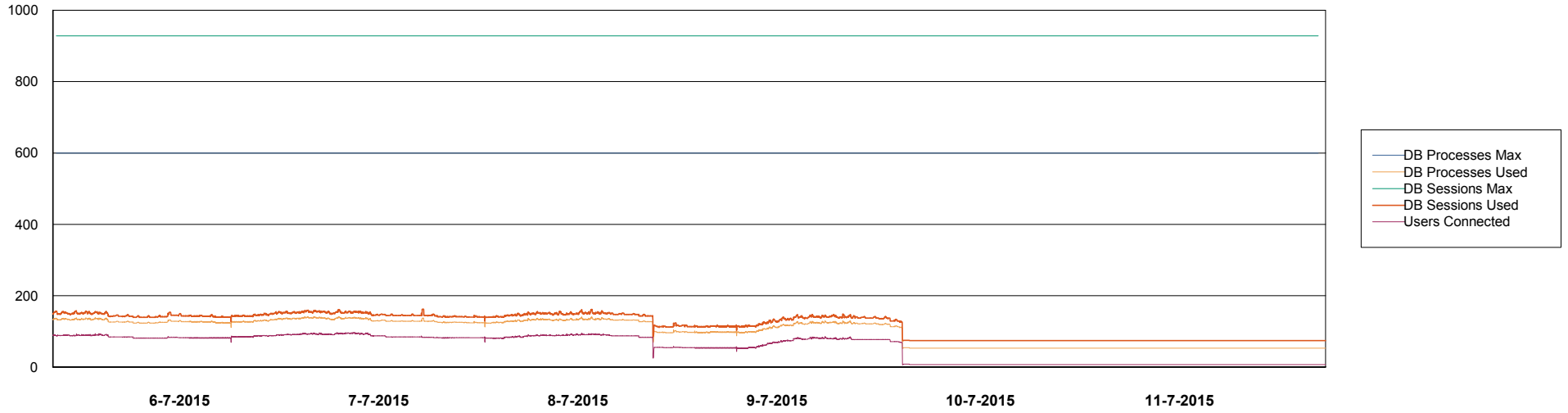


Weekly SLA Customer Report

Customer DFD Production
Database ID 39



DATABASE PERFORMANCE DFDDB_Standby

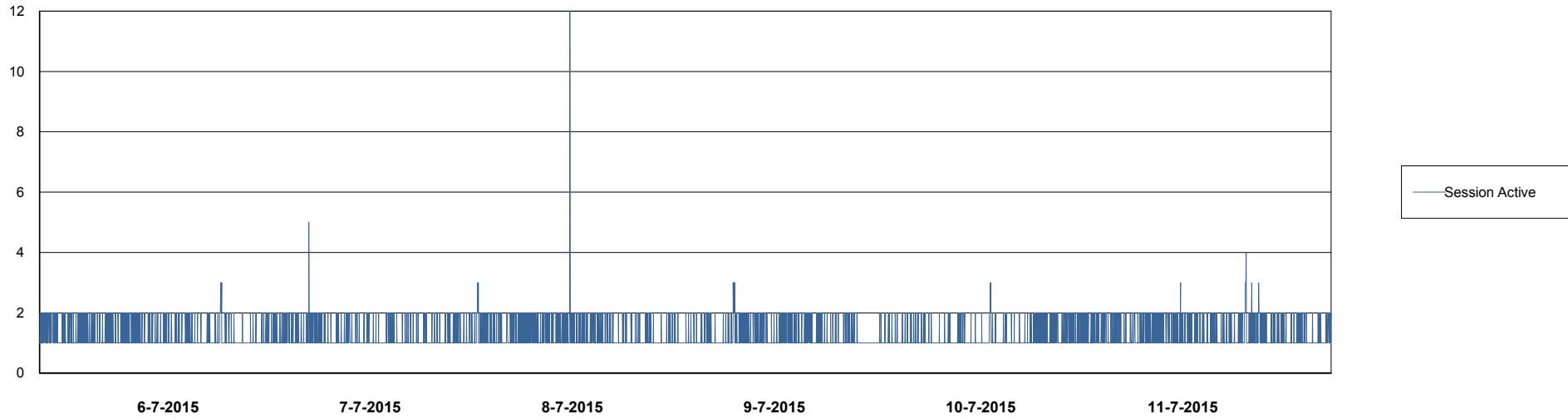
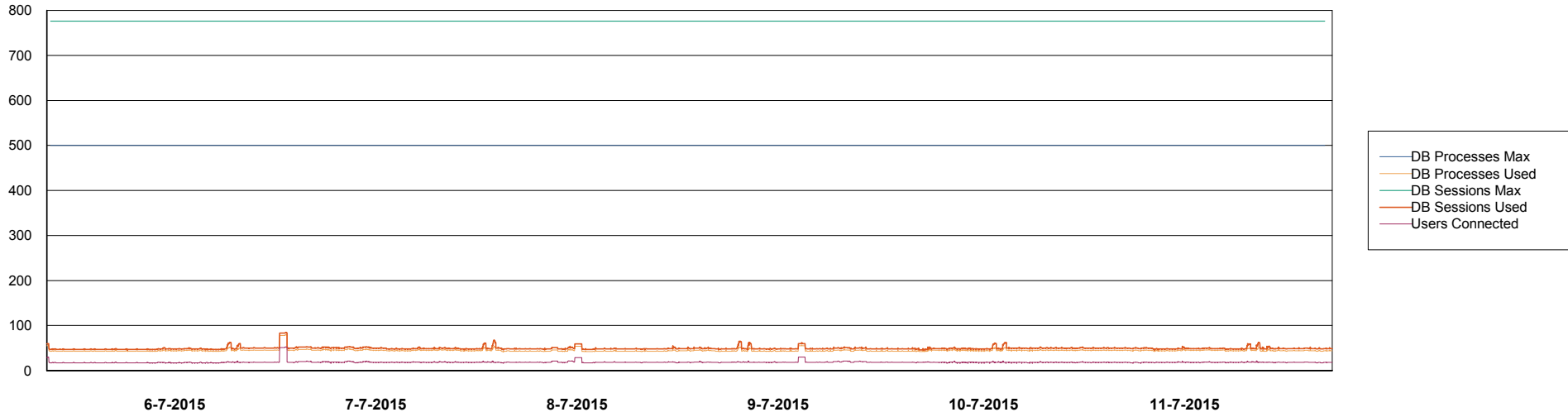


Weekly SLA Customer Report

Customer DFD Production
Database ID 39



DATABASE PERFORMANCE DFDDDBI_Production



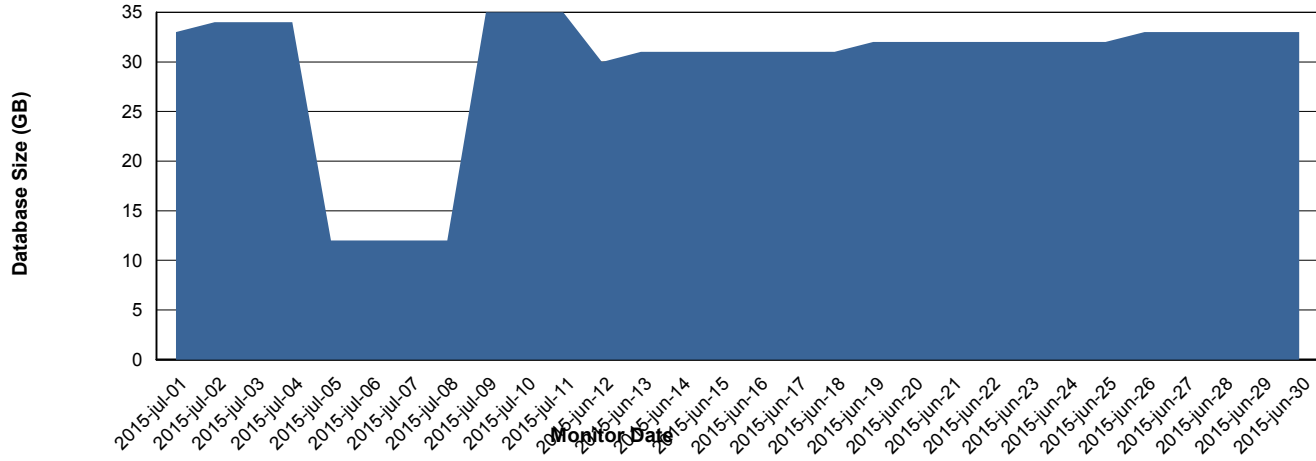
Weekly SLA Customer Report

Customer DFD Production
Database ID 39



=====
DATABASE SIZE DFDDDB_Production
=====

Database growth over last month



Weekly SLA Customer Report

Customer DFD Production
 Database ID 39



=====
 DATABASE TABLESPACES DFDDDB_Production
 =====

TOTAL DATABASE SIZE PER TABLESPACE

Date	Tablespace Name	Filesize (Gb)	Usedsize (Gb)	Percentage free
11-7-2015	ABSDATA	17	12	29
	INDX	27	21	22
10-7-2015	ABSDATA	17	12	29
	INDX	27	21	22
9-7-2015	ABSDATA	17	12	29
	INDX	27	21	22

Weekly SLA Customer Report

Customer DFD Production
 Database ID 39




=====
 DATABASE TABLESPACES DFDDDBBI_Production
 =====

TOTAL DATABASE SIZE PER TABLESPACE

Date	Tablespace Name	Filesize (Gb)	Usedsize (Gb)	Percentage free
11-7-2015	ABSDATA	10	5	50
	INDX	20	6	70
10-7-2015	ABSDATA	10	5	50
	INDX	20	6	70
9-7-2015	ABSDATA	10	5	50
	INDX	20	6	70
8-7-2015	ABSDATA	10	5	50
	INDX	20	6	70
7-7-2015	ABSDATA	10	5	50
	INDX	20	6	70
6-7-2015	ABSDATA	10	5	50
	INDX	20	6	70
5-7-2015	ABSDATA	10	4	60
	INDX	20	6	70

=====
 STANDBY DATABASE HEALTH DFD Production
 =====

Recovery lag for last 7 days



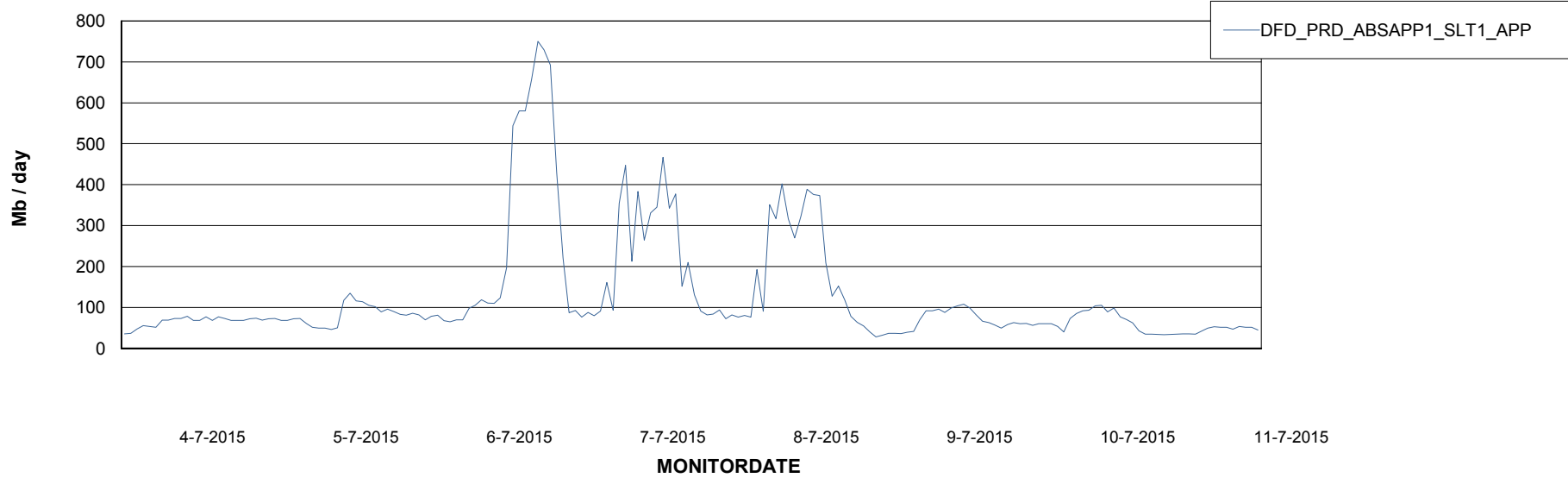
Weekly SLA Customer Report

Customer DFD Production
Database ID 39



=====
ABSolute Application Server Services
=====

Avg memory used per ABS Server Service



Weekly SLA Customer Report

Customer DFD Production
Database ID 39



=====
ABSolute Application ReportServer Services
=====

Avg memory used per ReportServer Service

