

Weekly SLA Customer Report

Customer VEN_Production
Database ID 35



=====
HARDDISK USAGE VEN_PRD_ORACLE1
=====

	Free disk space on C (GB)	Free disk space on D (GB)	Free disk space on E (GB)
4-7-2015	184	83	45
3-7-2015	183	83	46
2-7-2015	183	83	48
1-7-2015	183	83	49
30-6-2015	183	83	50
29-6-2015	184	83	51
28-6-2015	184	83	52

=====
HARDDISK USAGE VEN_PRD_ORACLE2
=====

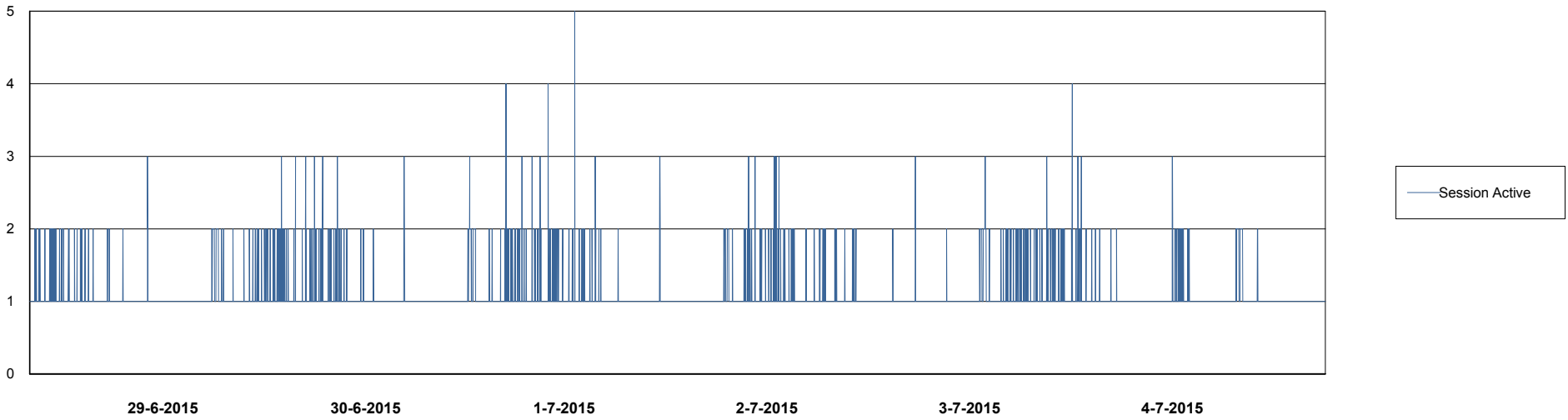
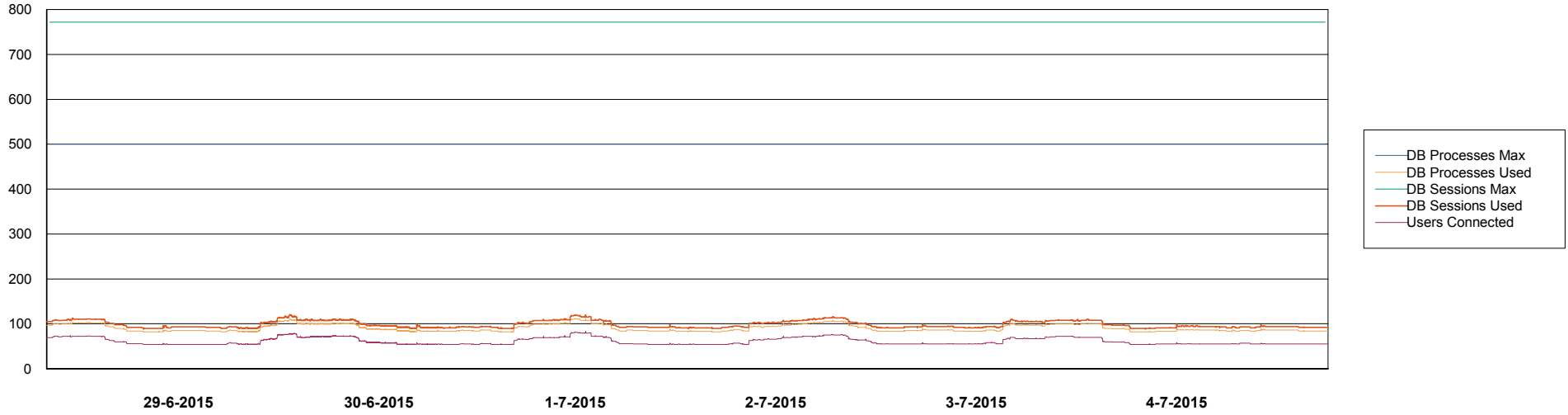
	Free disk space on C (GB)	Free disk space on D (GB)	Free disk space on E (GB)
4-7-2015	168	300	123
3-7-2015	202	300	125
2-7-2015	237	300	128
1-7-2015	238	300	129
30-6-2015	238	300	130
29-6-2015	238	300	131
28-6-2015	258	300	133

Weekly SLA Customer Report

Customer VEN_Production
Database ID 35



=====
DATABASE PERFORMANCE VENDB_Production
=====



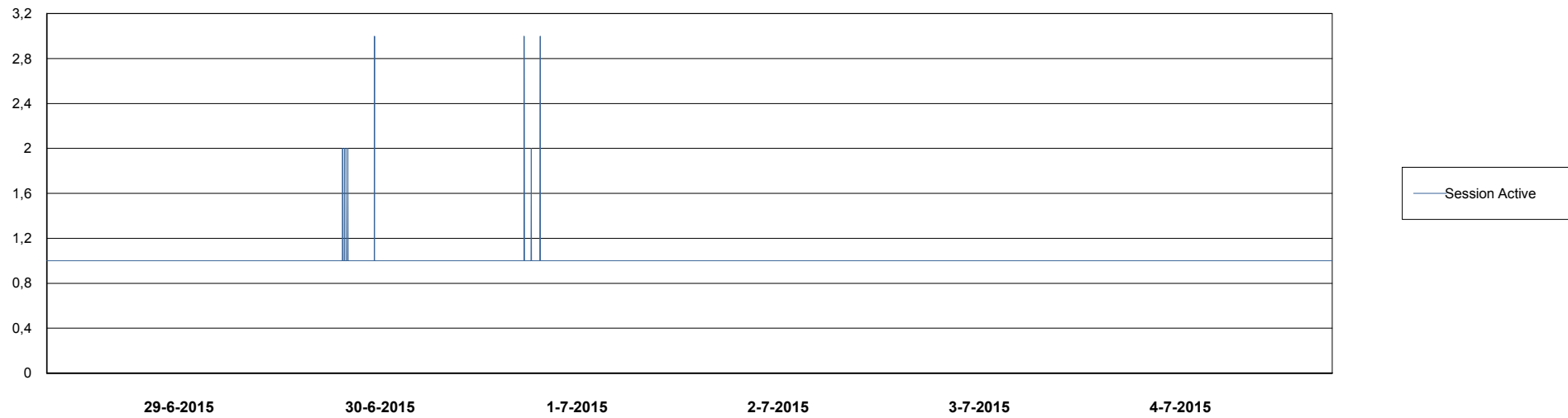
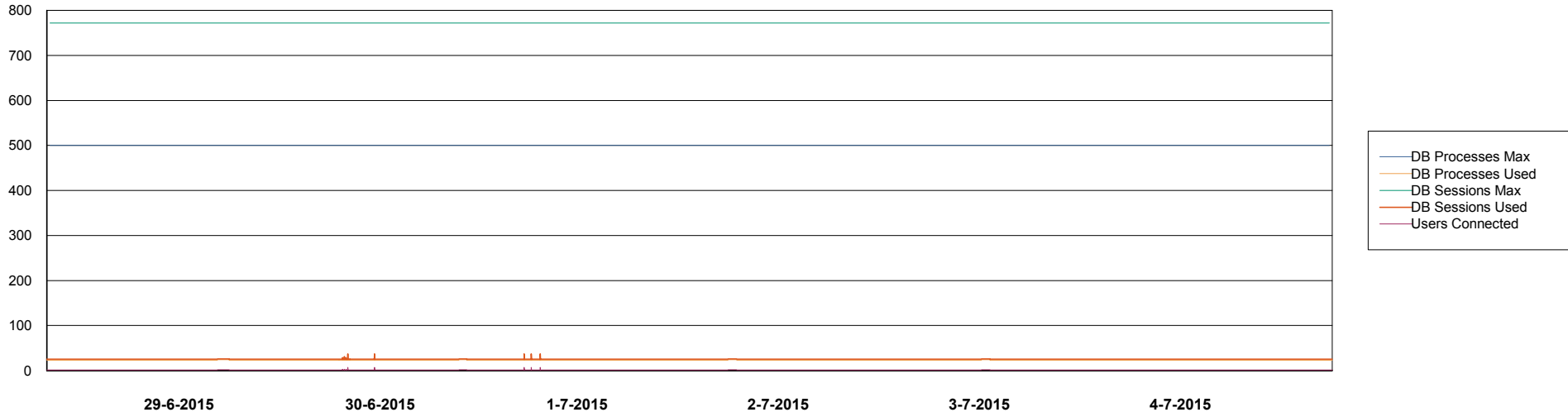
Weekly SLA Customer Report

Customer VEN_Production
Database ID 35



DATABASE PERFORMANCE

VENDB_Standby



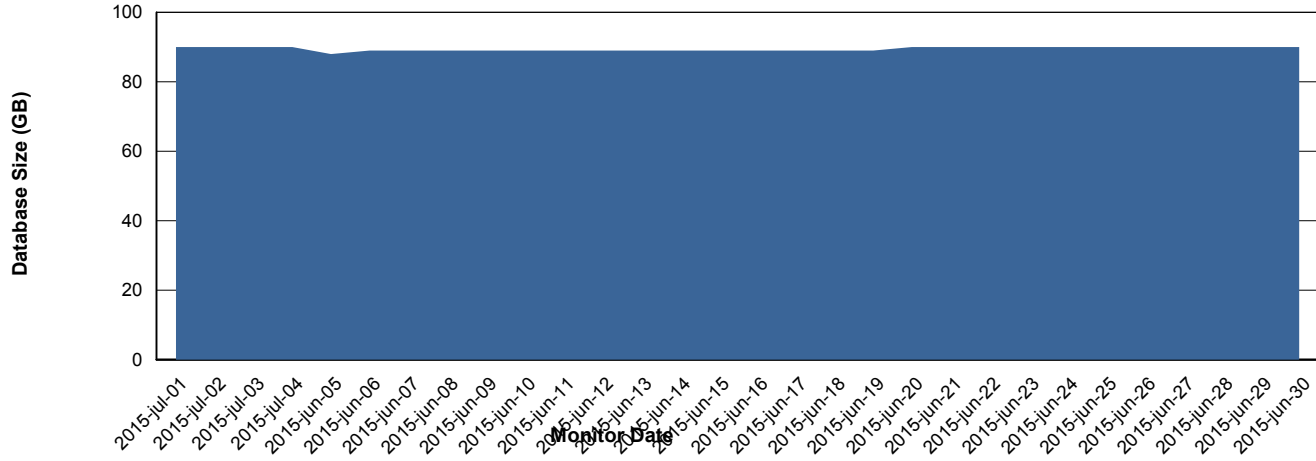
Weekly SLA Customer Report

Customer VEN_Production
 Database ID 35



=====
 DATABASE SIZE VENDB_Production
 =====

Database growth over last month



=====
 DATABASE TABLESPACES VENDB_Production
 =====

TOTAL DATABASE SIZE PER TABLESPACE

Date	Tablespace Name	Filesize (Gb)	Usedsize (Gb)	Percentage free
4-7-2015	ABSDATA	39	29	26
	INDX	88	59	33
3-7-2015	ABSDATA	39	29	26
	INDX	88	59	33
2-7-2015	ABSDATA	39	29	26
	INDX	88	59	33
1-7-2015	ABSDATA	39	29	26
	INDX	88	59	33
30-6-2015	ABSDATA	39	29	26
	INDX	88	59	33
29-6-2015	ABSDATA	39	29	26
	INDX	88	59	33
28-6-2015	ABSDATA	39	29	26
	INDX	88	59	33

Weekly SLA Customer Report

Customer VEN_Production
Database ID 35



=====
STANDBY DATABASE HEALTH VEN_Production
=====

Recovery lag for last 7 days

