

Weekly SLA Customer Report

Customer PCO Production
 Database ID 44



=====
 HARDDISK USAGE PCO_PRD_ORACLE1
 =====

	Total disk space on C (GB)	Free disk space on C (GB)	Total disk space on D (GB)	Free disk space on D (GB)
4-7-2015	279	217	838	132
3-7-2015	279	217	838	135
2-7-2015	279	217	838	162
1-7-2015	279	217	838	168
30-6-2015	279	217	838	157
29-6-2015	279	217	838	132
28-6-2015	279	217	838	128

=====
 HARDDISK USAGE PCO_PRD_ORACLE2
 =====

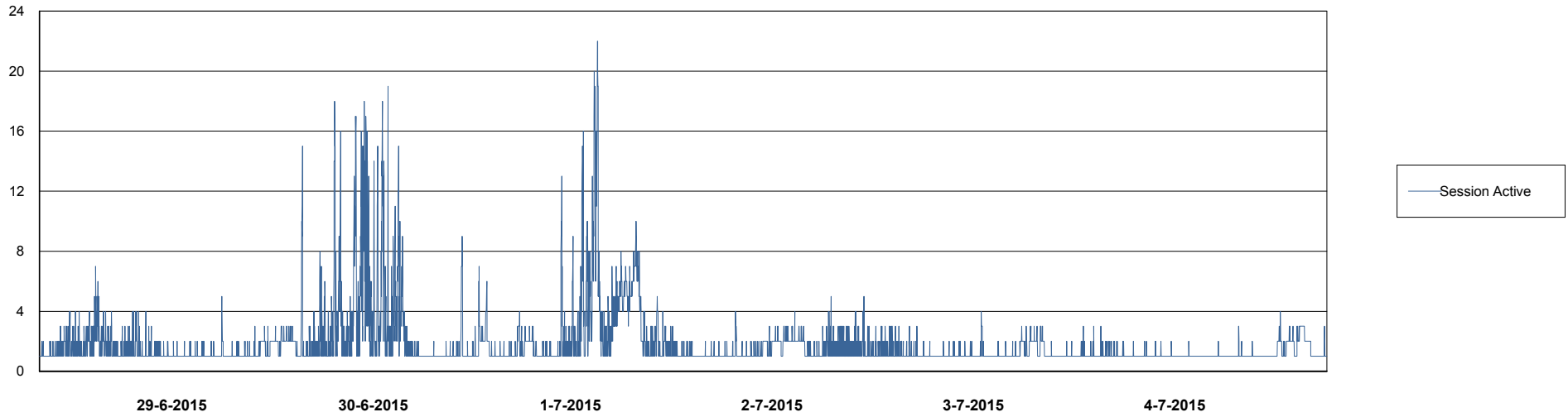
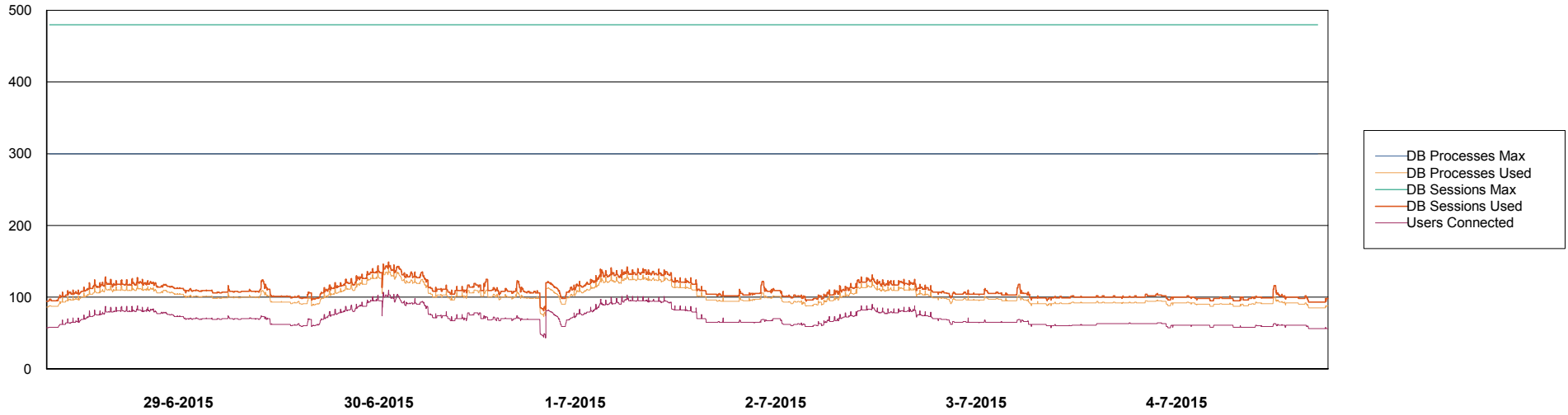
	Total disk space on C (GB)	Free disk space on C (GB)	Total disk space on D (GB)	Free disk space on D (GB)
4-7-2015	279	221	838	564
3-7-2015	279	221	838	539
2-7-2015	279	221	838	513
1-7-2015	279	221	838	501
30-6-2015	279	221	838	488
29-6-2015	279	221	838	491
28-6-2015	279	221	838	492

Weekly SLA Customer Report

Customer PCO Production
Database ID 44



=====
DATABASE PERFORMANCE PCODB_Production
=====

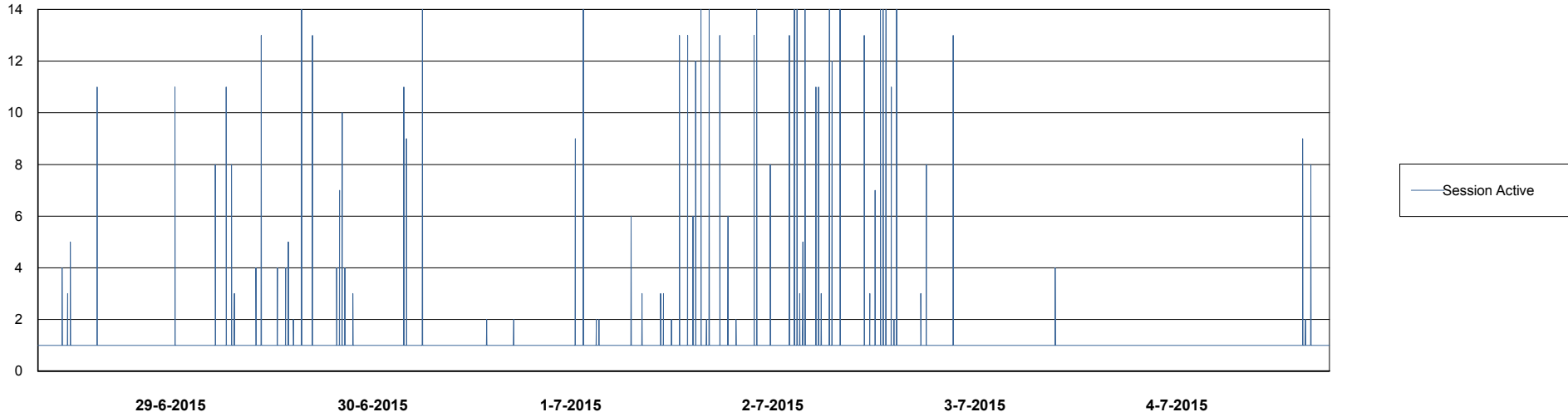
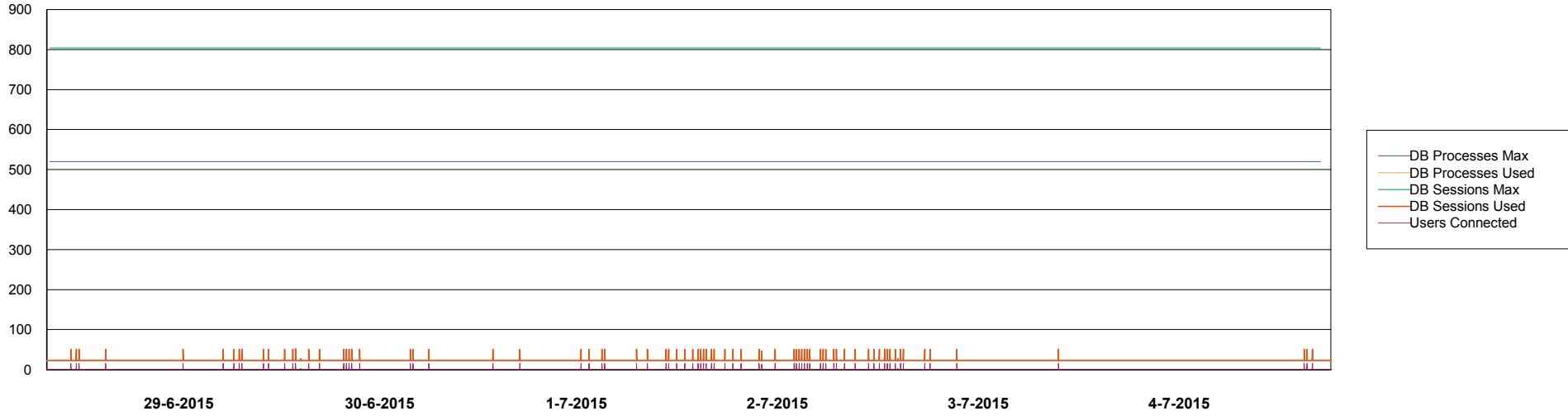


Weekly SLA Customer Report

Customer PCO Production
Database ID 44



=====
DATABASE PERFORMANCE PCODB_Standby
=====



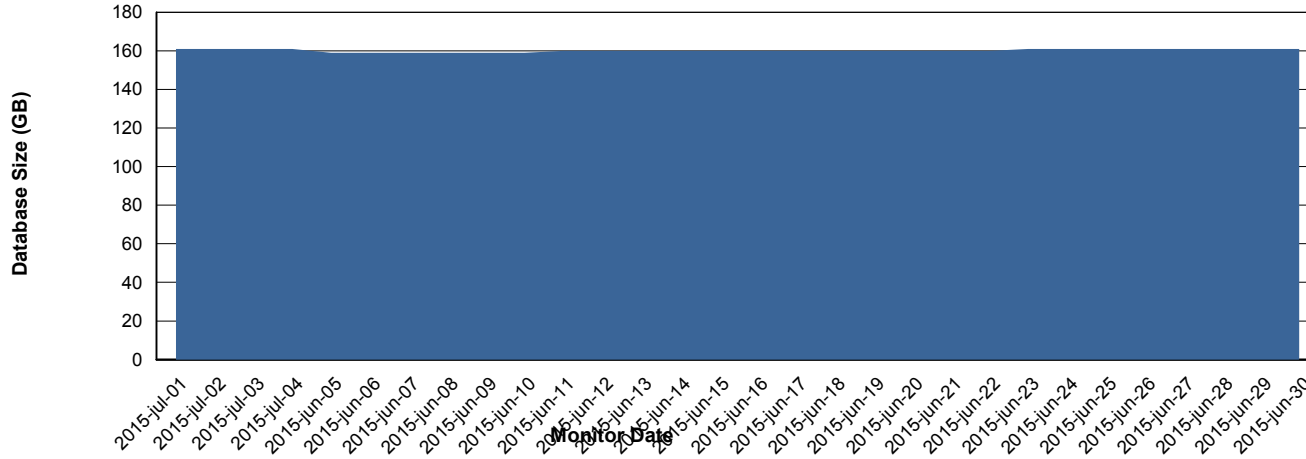
Weekly SLA Customer Report

Customer PCO Production
 Database ID 44



=====
 DATABASE SIZE PCODB_Production
 =====

Database growth over last month



=====
 DATABASE TABLESPACES PCODB_Production
 =====

TOTAL DATABASE SIZE PER TABLESPACE

Date	Tablespace Name	Filesize (Gb)	Usedsize (Gb)	Percentage free
4-7-2015	ABSDATA	79	64	19
	INDX	118	96	19
3-7-2015	ABSDATA	79	64	19
	INDX	118	96	19
2-7-2015	ABSDATA	79	64	19
	INDX	118	96	19
1-7-2015	ABSDATA	79	64	19
	INDX	118	96	19
30-6-2015	ABSDATA	79	64	19
	INDX	118	96	19
29-6-2015	ABSDATA	79	63	20
	INDX	118	96	19
28-6-2015	ABSDATA	79	63	20
	INDX	118	96	19

Weekly SLA Customer Report

Customer PCO Production
Database ID 44



=====
STANDBY DATABASE HEALTH PCO Production
=====

Recovery lag for last 7 days

