

Weekly SLA Customer Report

Customer PCO Production
 Database ID 44



=====
 HARDDISK USAGE PCO_PRD_ORACLE1
 =====

	Total disk space on C (GB)	Free disk space on C (GB)	Total disk space on D (GB)	Free disk space on D (GB)
27-6-2015	279	217	838	130
26-6-2015	279	217	838	131
25-6-2015	279	217	838	134
24-6-2015	279	217	838	136
23-6-2015	279	217	838	138
22-6-2015	279	217	838	140
21-6-2015	279	217	838	142

=====
 HARDDISK USAGE PCO_PRD_ORACLE2
 =====

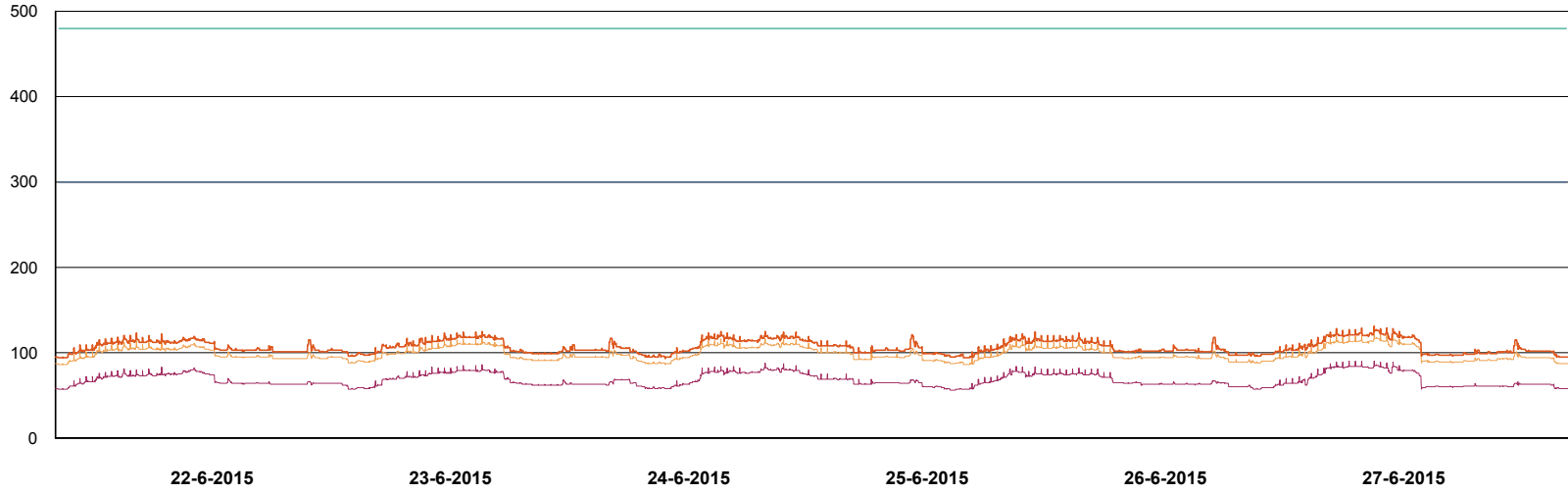
	Total disk space on C (GB)	Free disk space on C (GB)	Total disk space on D (GB)	Free disk space on D (GB)
27-6-2015	279	221	838	494
26-6-2015	279	221	838	495
25-6-2015	279	221	838	497
24-6-2015	279	221	838	499
23-6-2015	279	221	838	502
22-6-2015	279	221	838	504
21-6-2015	279	221	838	505

Weekly SLA Customer Report

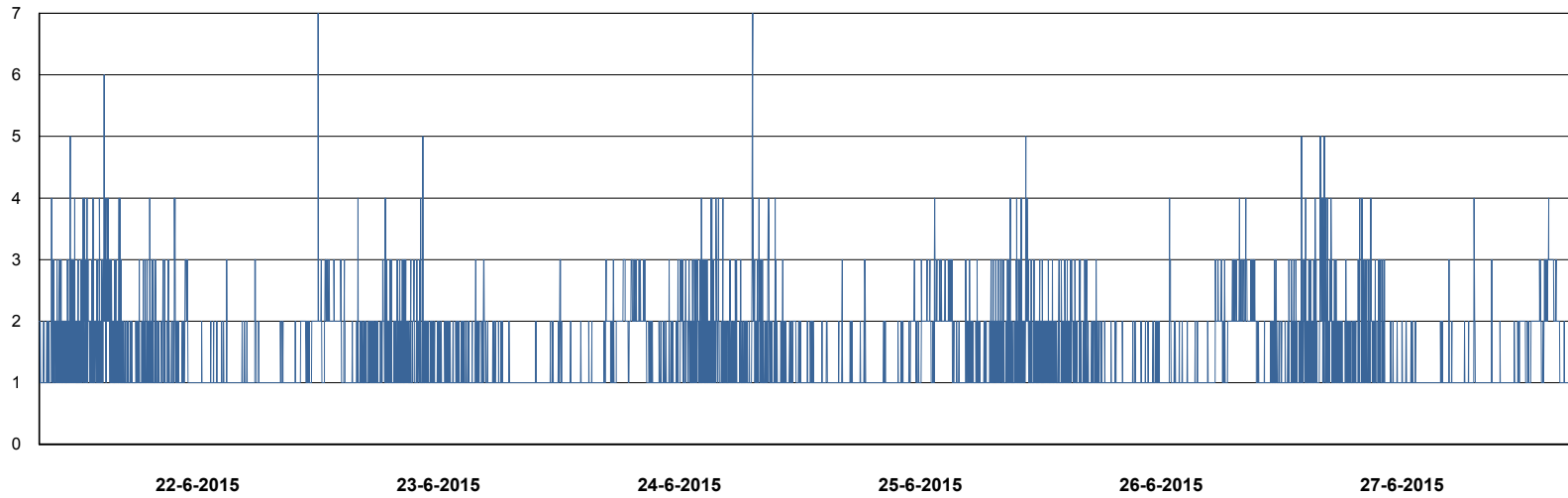
Customer PCO Production
Database ID 44



DATABASE PERFORMANCE PCODB_Production



- DB Processes Max
- DB Processes Used
- DB Sessions Max
- DB Sessions Used
- Users Connected



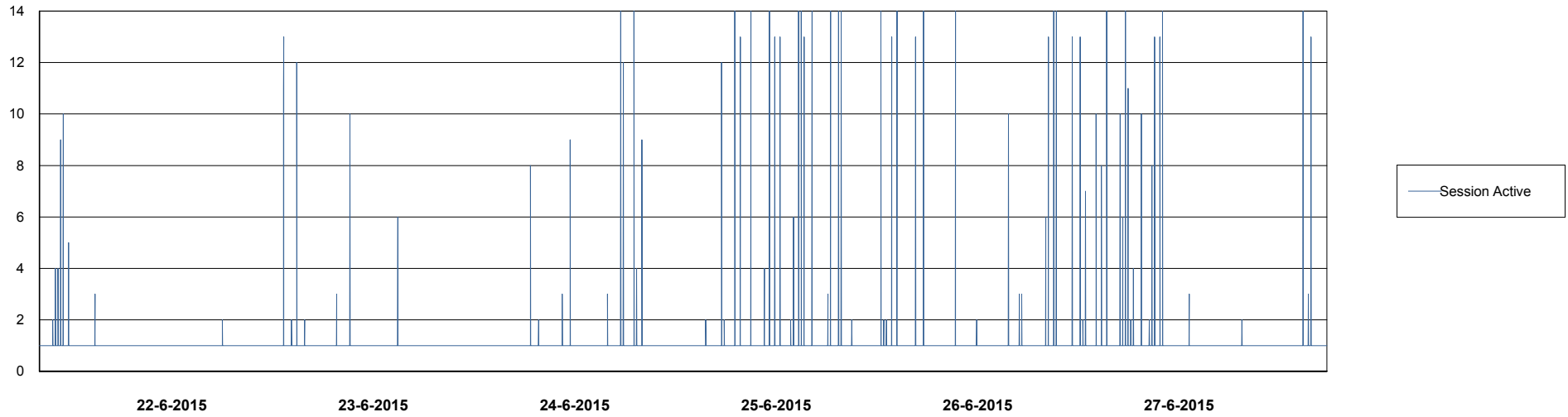
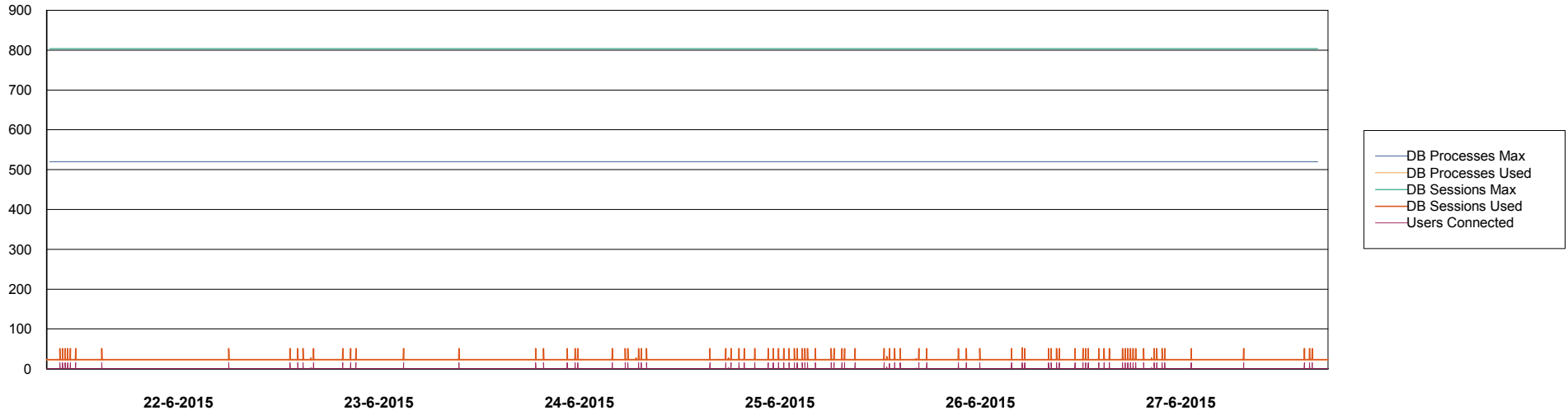
- Session Active

Weekly SLA Customer Report

Customer PCO Production
Database ID 44



DATABASE PERFORMANCE PCODB_Standby



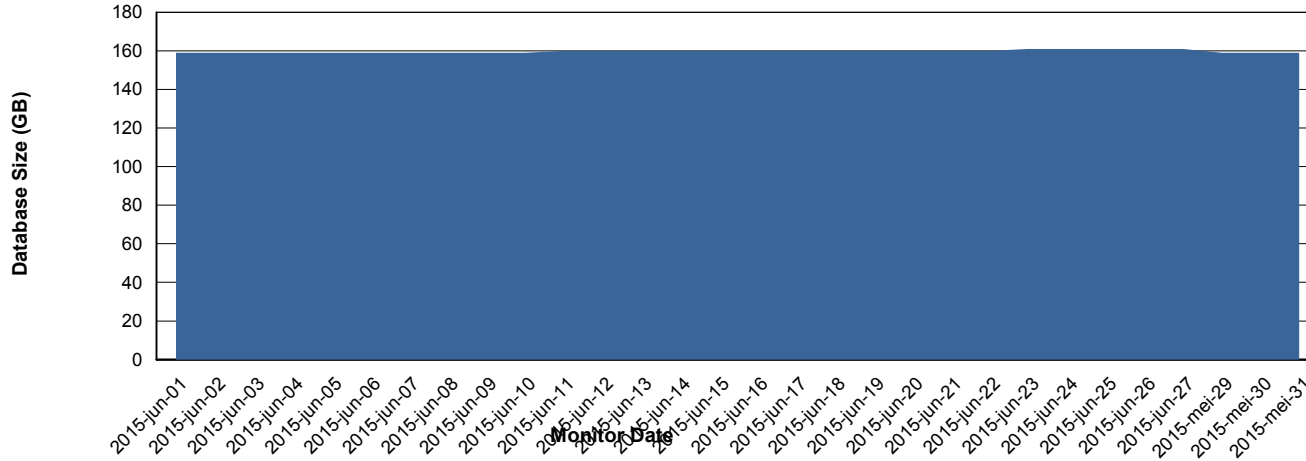
Weekly SLA Customer Report

Customer PCO Production
 Database ID 44



=====
 DATABASE SIZE PCODB_Production
 =====

Database growth over last month



=====
 DATABASE TABLESPACES PCODB_Production
 =====

TOTAL DATABASE SIZE PER TABLESPACE

Date	Tablespace Name	Filesize (Gb)	Usedsize (Gb)	Percentage free
27-6-2015	ABSDATA	79	63	20
	INDX	118	96	19
26-6-2015	ABSDATA	79	63	20
	INDX	118	96	19
25-6-2015	ABSDATA	79	63	20
	INDX	118	96	19
24-6-2015	ABSDATA	79	63	20
	INDX	118	96	19
23-6-2015	ABSDATA	79	63	20
	INDX	118	96	19
22-6-2015	ABSDATA	79	63	20
	INDX	118	96	19
21-6-2015	ABSDATA	79	63	20
	INDX	118	95	19

Weekly SLA Customer Report

Customer PCO Production
Database ID 44



=====
STANDBY DATABASE HEALTH PCO Production
=====

Recovery lag for last 7 days

