

Weekly SLA Customer Report

Customer PCO Production
 Database ID 44



=====
 HARDDISK USAGE PCO_PRD_ORACLE1
 =====

	Total disk space on C (GB)	Free disk space on C (GB)	Total disk space on D (GB)	Free disk space on D (GB)
20-6-2015	279	217	838	144
19-6-2015	279	217	838	145
18-6-2015	279	217	838	148
17-6-2015	279	217	838	150
16-6-2015	279	217	838	153
15-6-2015	279	217	838	135
14-6-2015	279	217	838	129

=====
 HARDDISK USAGE PCO_PRD_ORACLE2
 =====

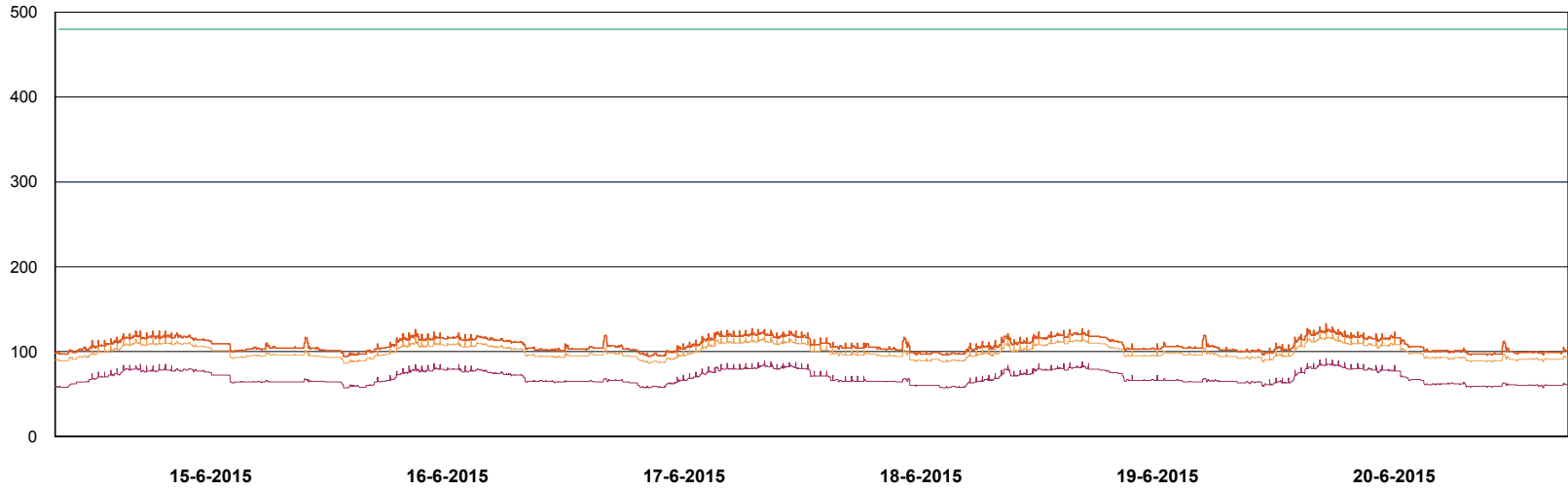
	Total disk space on C (GB)	Free disk space on C (GB)	Total disk space on D (GB)	Free disk space on D (GB)
20-6-2015	279	221	838	507
19-6-2015	279	221	838	509
18-6-2015	279	221	838	511
17-6-2015	279	221	838	514
16-6-2015	279	221	838	516
15-6-2015	279	221	838	520
14-6-2015	279	220	838	523

Weekly SLA Customer Report

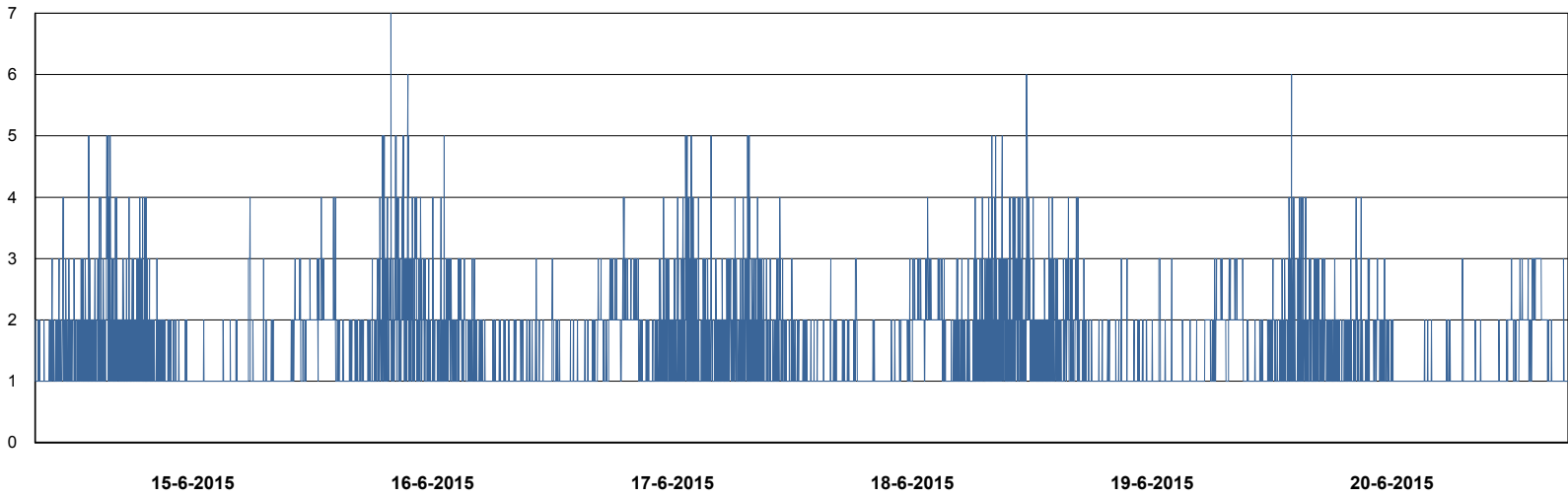
Customer PCO Production
Database ID 44



DATABASE PERFORMANCE PCODB_Production



- DB Processes Max
- DB Processes Used
- DB Sessions Max
- DB Sessions Used
- Users Connected



- Session Active

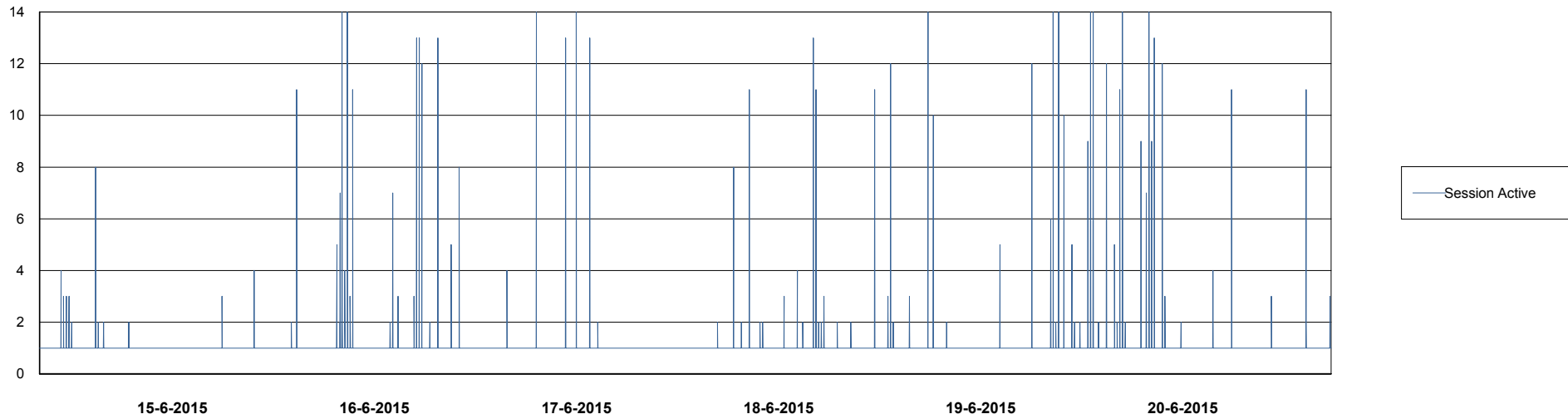
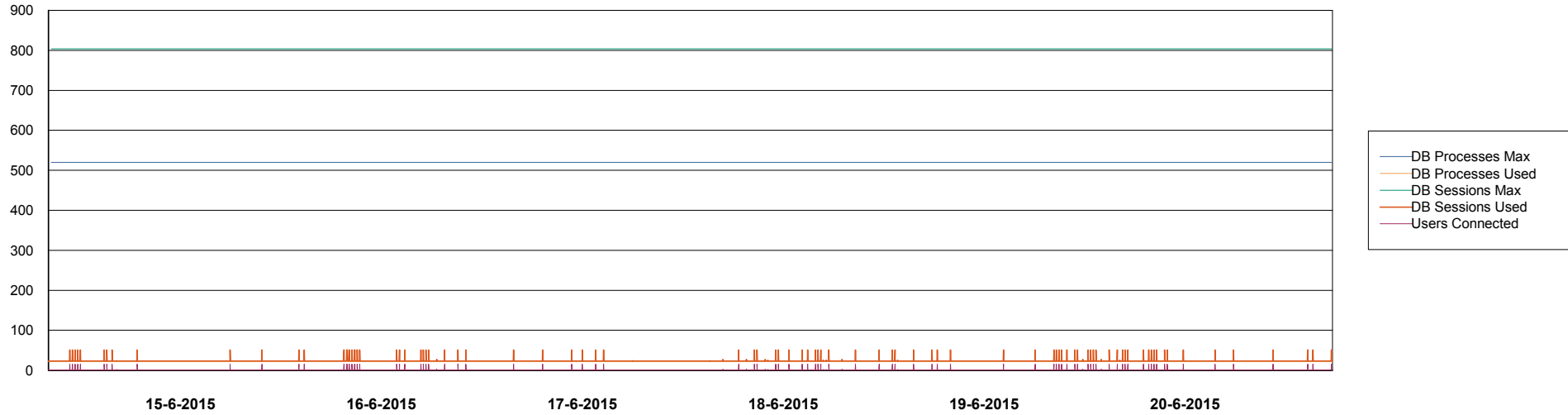
Weekly SLA Customer Report

Customer PCO Production
Database ID 44



DATABASE PERFORMANCE

PCODB_Standby



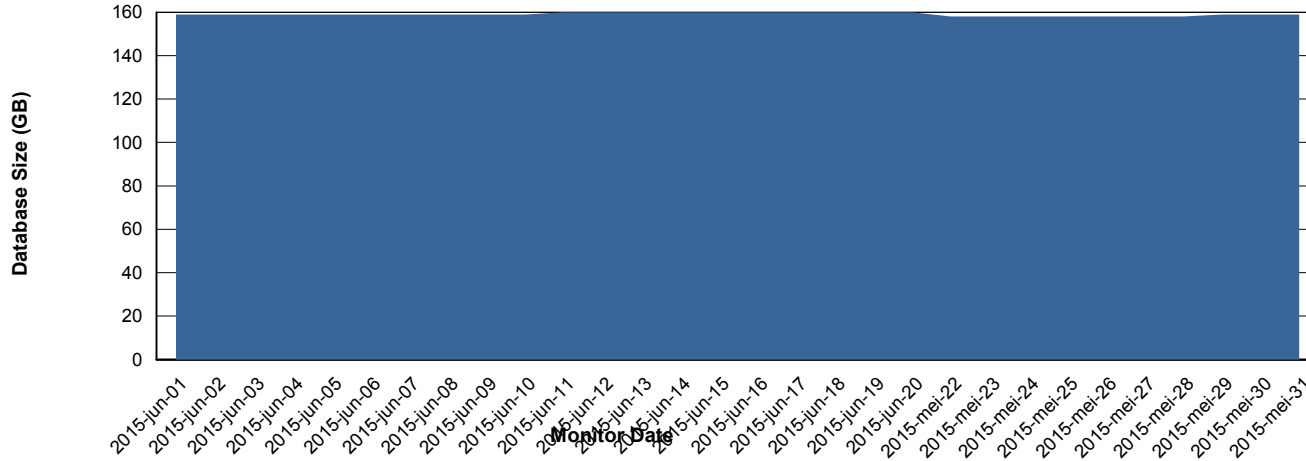
Weekly SLA Customer Report

Customer PCO Production
 Database ID 44



=====
 DATABASE SIZE PCODB_Production
 =====

Database growth over last month



=====
 DATABASE TABLESPACES PCODB_Production
 =====

TOTAL DATABASE SIZE PER TABLESPACE

Date	Tablespace Name	Filesize (Gb)	Usedsize (Gb)	Percentage free
20-6-2015	ABSDATA	79	63	20
	INDX	118	95	19
19-6-2015	ABSDATA	79	63	20
	INDX	118	95	19
18-6-2015	ABSDATA	79	63	20
	INDX	118	95	19
17-6-2015	ABSDATA	79	63	20
	INDX	118	95	19
16-6-2015	ABSDATA	79	63	20
	INDX	118	95	19
15-6-2015	ABSDATA	79	63	20
	INDX	118	95	19
14-6-2015	ABSDATA	79	63	20
	INDX	118	95	19

Weekly SLA Customer Report

Customer PCO Production
Database ID 44



=====
STANDBY DATABASE HEALTH PCO Production
=====

Recovery lag for last 7 days

