

Weekly SLA Customer Report

Customer PCO Production
 Database ID 44



=====
 HARDDISK USAGE PCO_PRD_ORACLE1
 =====

	Total disk space on C (GB)	Free disk space on C (GB)	Total disk space on D (GB)	Free disk space on D (GB)
30-5-2015	279	217	838	161
29-5-2015	279	217	838	163
28-5-2015	279	217	838	167
27-5-2015	279	217	838	170
26-5-2015	279	217	838	173
25-5-2015	279	217	838	175
24-5-2015	279	217	838	175

=====
 HARDDISK USAGE PCO_PRD_ORACLE2
 =====

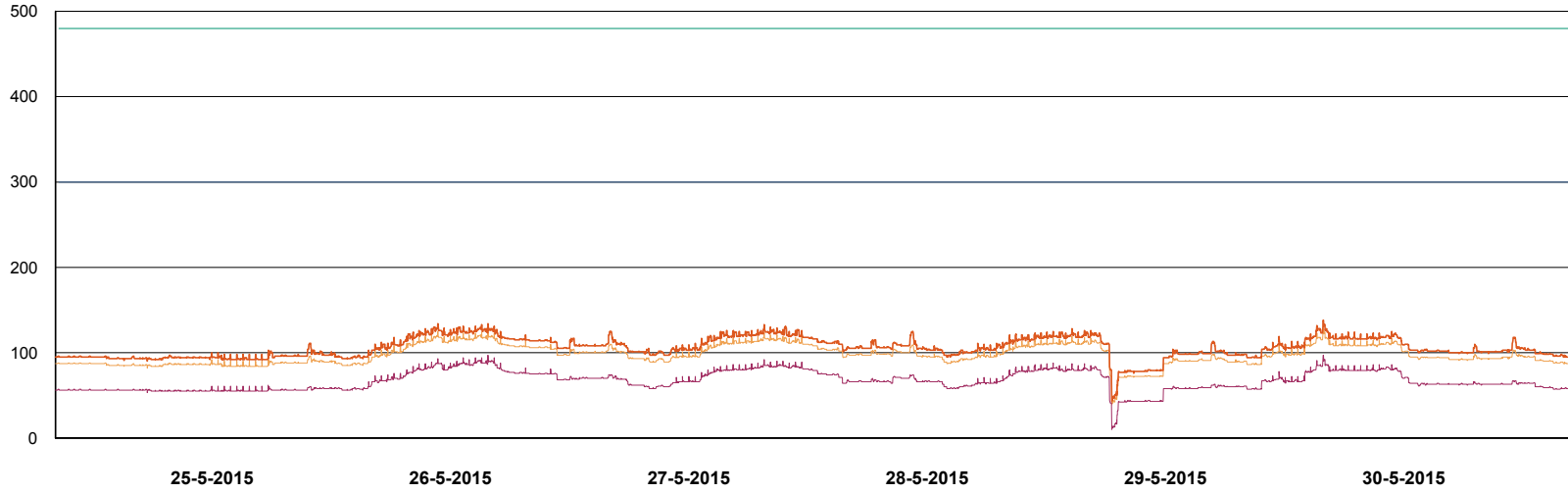
	Total disk space on C (GB)	Free disk space on C (GB)	Total disk space on D (GB)	Free disk space on D (GB)
30-5-2015	279	216	838	484
29-5-2015	279	216	838	487
28-5-2015	279	217	838	490
27-5-2015	279	217	838	493
26-5-2015	279	218	838	497
25-5-2015	279	218	838	498
24-5-2015	279	218	838	499

Weekly SLA Customer Report

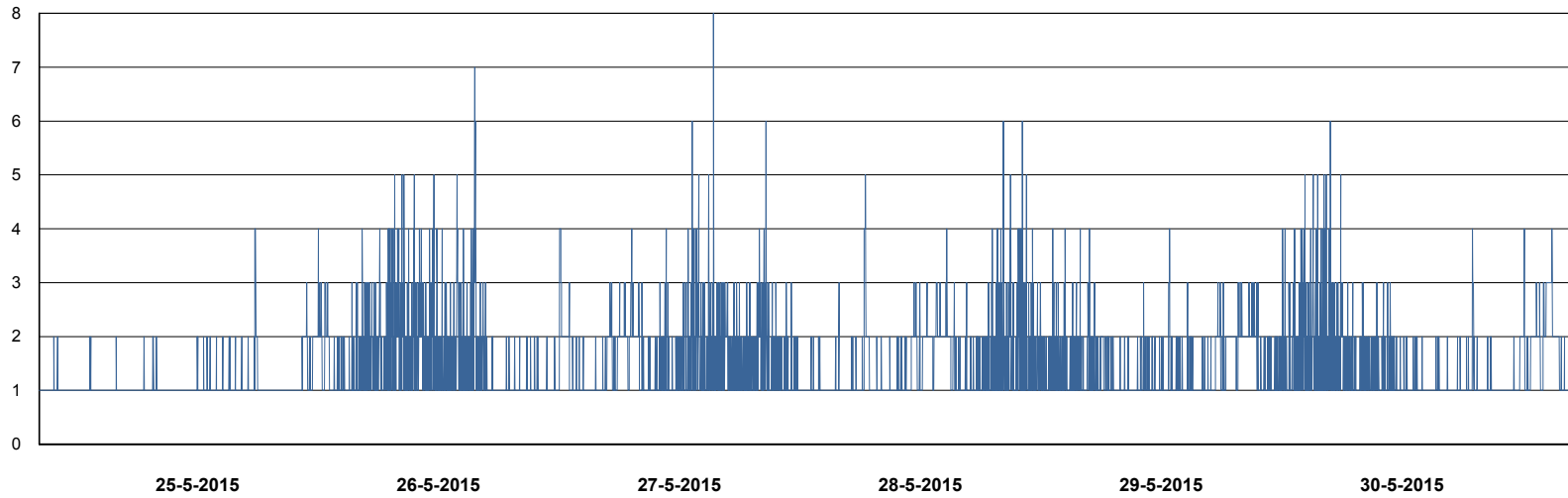
Customer PCO Production
Database ID 44



DATABASE PERFORMANCE PCODB_Production



- DB Processes Max
- DB Processes Used
- DB Sessions Max
- DB Sessions Used
- Users Connected



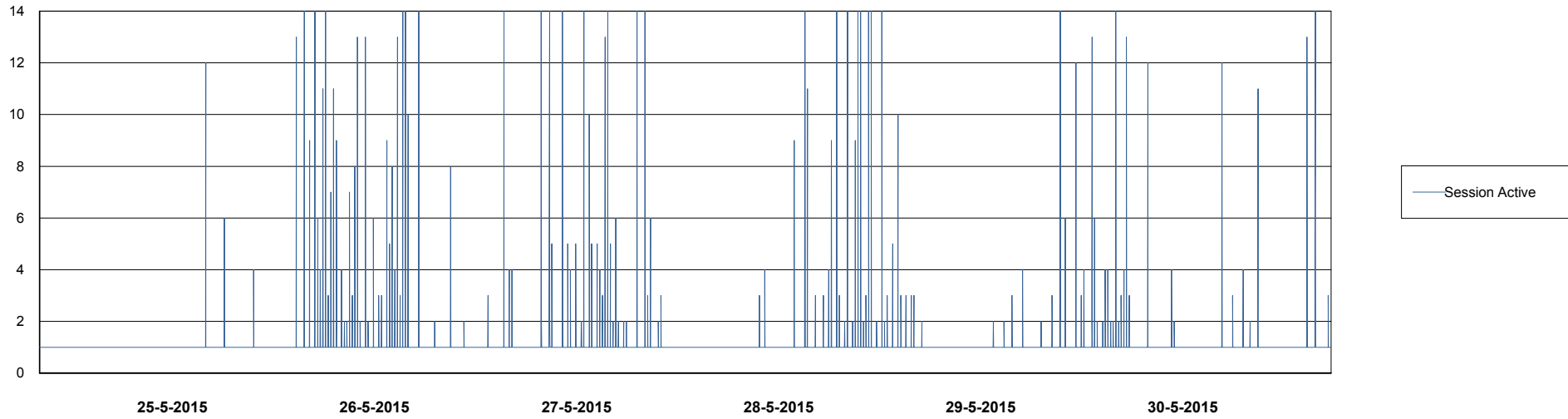
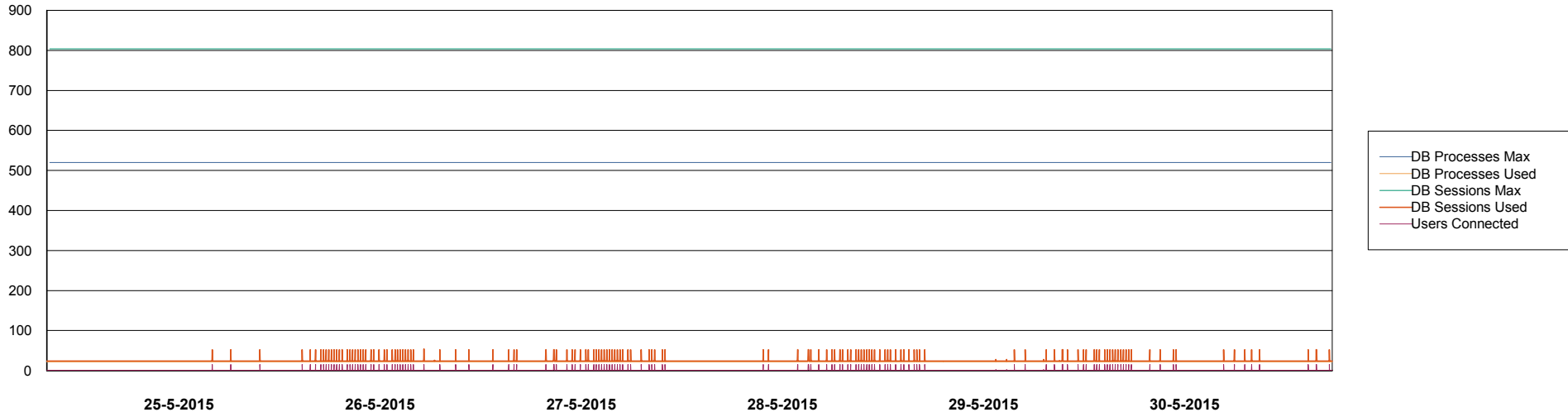
- Session Active

Weekly SLA Customer Report

Customer PCO Production
Database ID 44



DATABASE PERFORMANCE PCODB_Standby



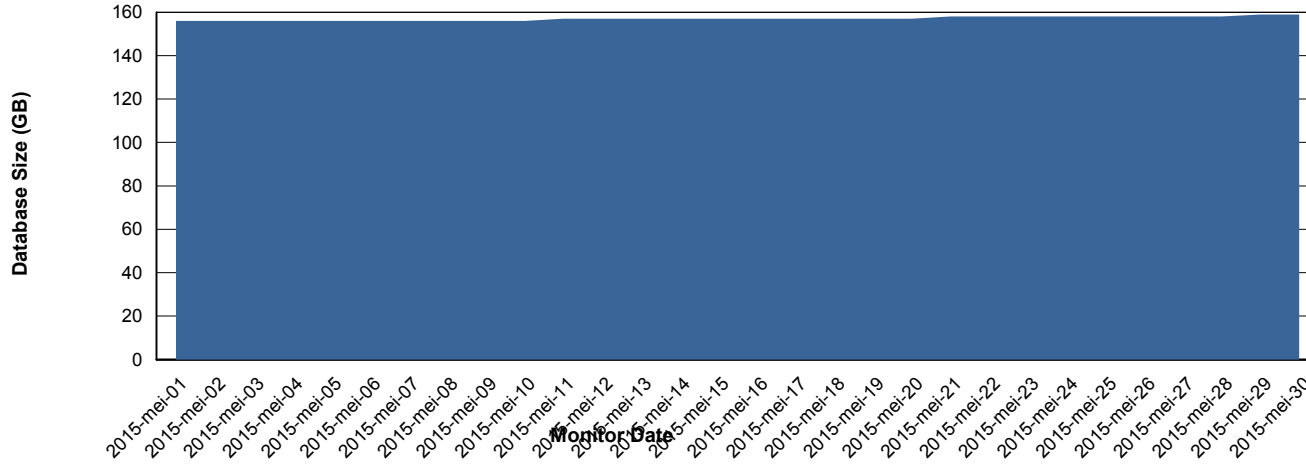
Weekly SLA Customer Report

Customer PCO Production
 Database ID 44



=====
 DATABASE SIZE PCODB_Production
 =====

Database growth over last month



=====
 DATABASE TABLESPACES PCODB_Production
 =====

TOTAL DATABASE SIZE PER TABLESPACE

Date	Tablespace Name	Filesize (Gb)	Usedsize (Gb)	Percentage free
30-5-2015	ABSDATA	79	63	20
	INDX	118	94	20
29-5-2015	ABSDATA	79	63	20
	INDX	118	94	20
28-5-2015	ABSDATA	79	63	20
	INDX	118	94	20
27-5-2015	ABSDATA	79	63	20
	INDX	118	94	20
26-5-2015	ABSDATA	79	63	20
	INDX	118	94	20
25-5-2015	ABSDATA	79	63	20
	INDX	118	93	21
24-5-2015	ABSDATA	79	63	20
	INDX	118	93	21

Weekly SLA Customer Report

Customer PCO Production
Database ID 44



=====
STANDBY DATABASE HEALTH PCO Production
=====

Recovery lag for last 7 days

