

Weekly SLA Customer Report

Customer PCO Production
 Database ID 44



=====
 HARDDISK USAGE PCO_PRD_ORACLE1
 =====

	Total disk space on C (GB)	Free disk space on C (GB)	Total disk space on D (GB)	Free disk space on D (GB)
9-5-2015	279	217	838	148
8-5-2015	279	217	838	150
7-5-2015	279	217	838	153
6-5-2015	279	217	838	156
5-5-2015	279	217	838	159
4-5-2015	279	217	838	114
3-5-2015	279	217	838	82

=====
 HARDDISK USAGE PCO_PRD_ORACLE2
 =====

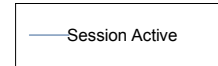
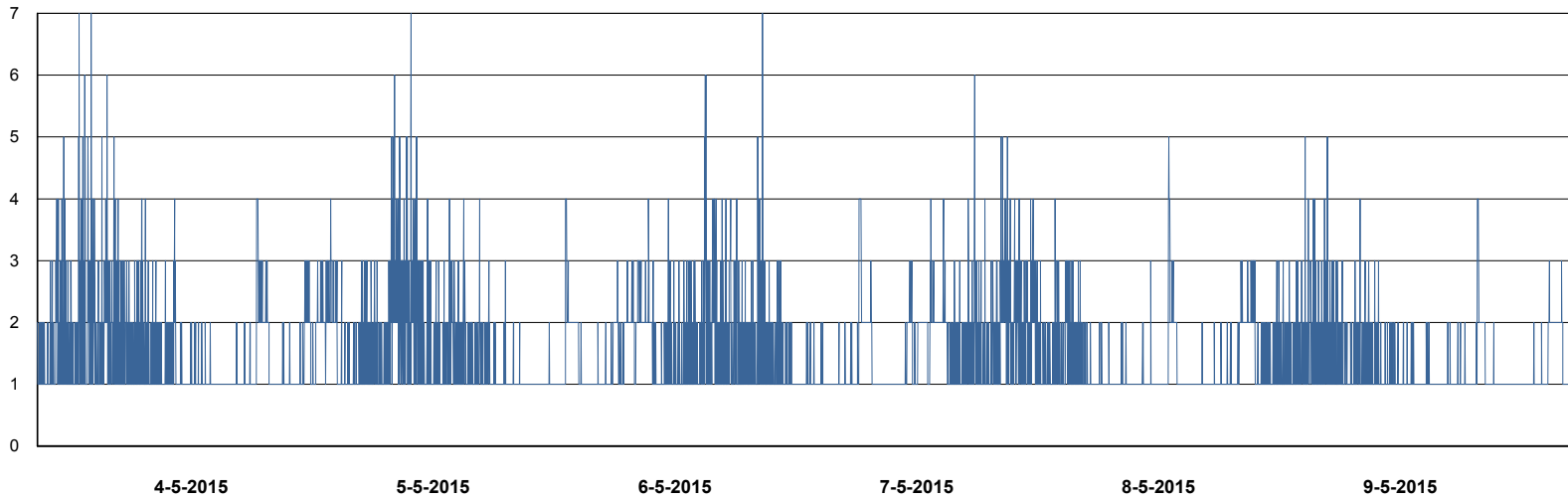
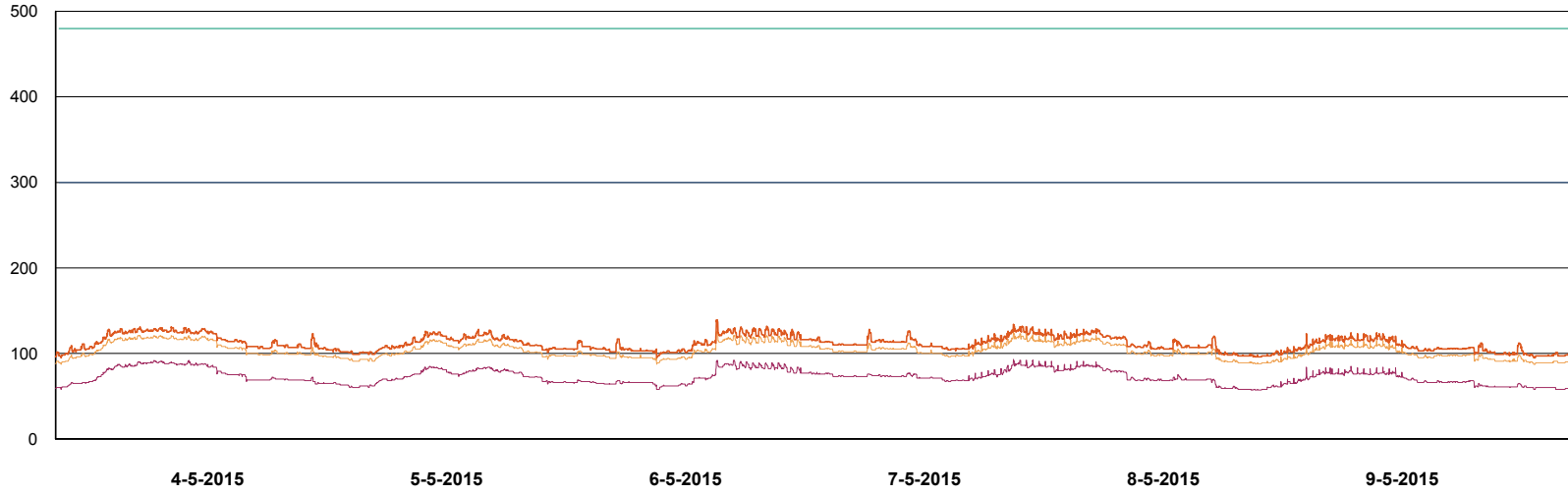
	Total disk space on C (GB)	Free disk space on C (GB)	Total disk space on D (GB)	Free disk space on D (GB)
9-5-2015	279	207	838	394
8-5-2015	279	208	838	396
7-5-2015	279	210	838	399
6-5-2015	279	211	838	402
5-5-2015	279	212	838	404
4-5-2015	279	213	838	407
3-5-2015	279	213	838	409

Weekly SLA Customer Report

Customer PCO Production
Database ID 44



DATABASE PERFORMANCE PCODB_Production

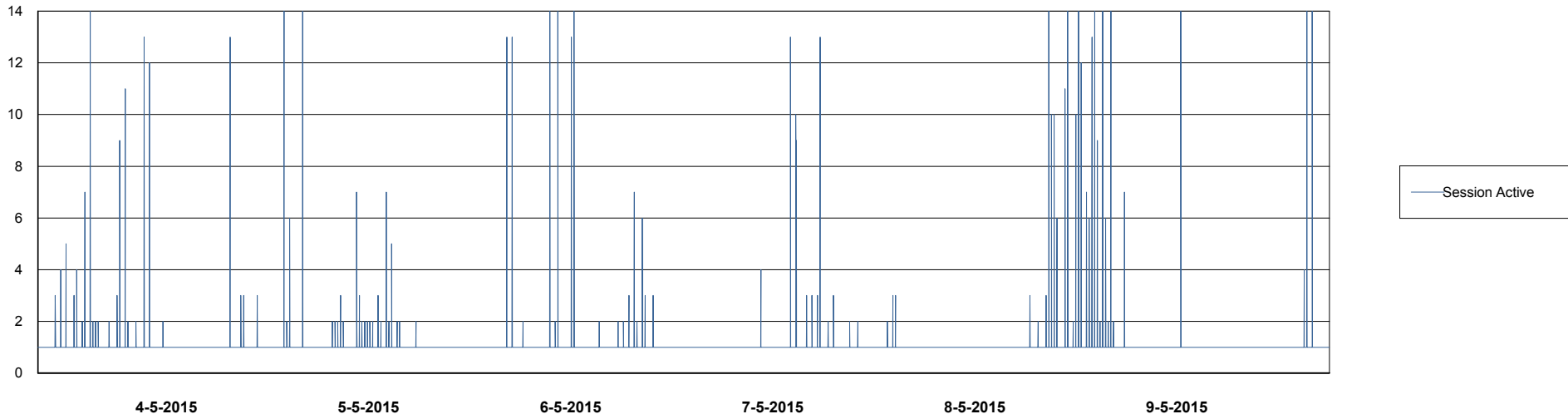
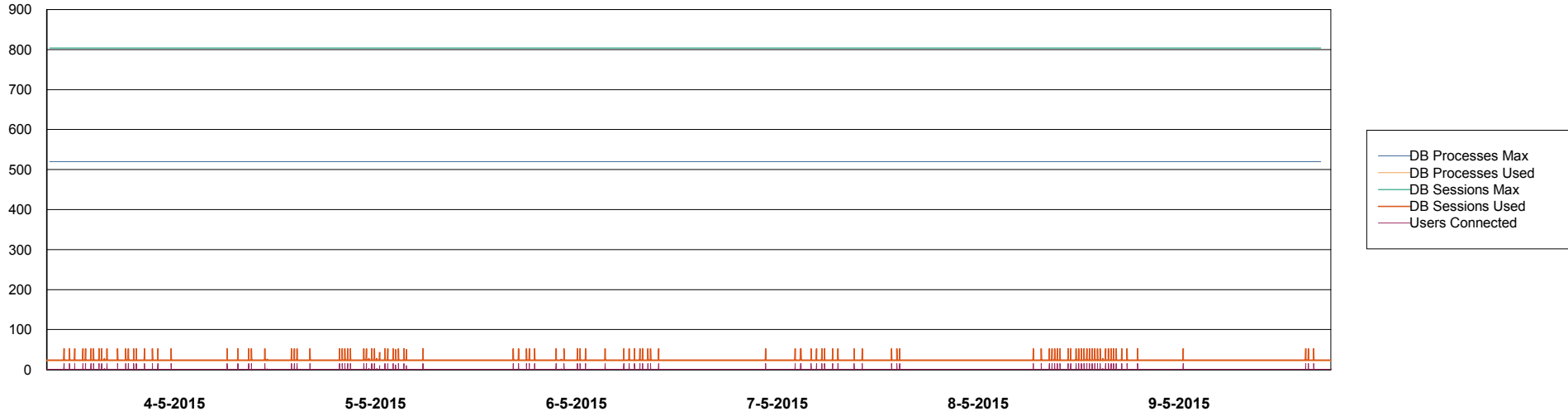


Weekly SLA Customer Report

Customer PCO Production
Database ID 44



DATABASE PERFORMANCE PCODB_Standby



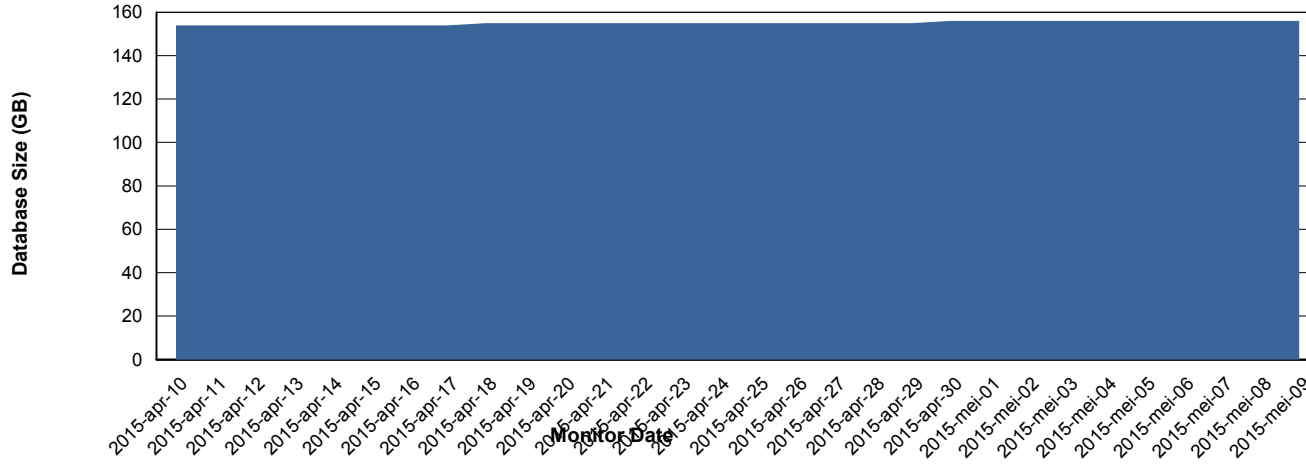
Weekly SLA Customer Report

Customer PCO Production
 Database ID 44



=====
 DATABASE SIZE PCODB_Production
 =====

Database growth over last month



=====
 DATABASE TABLESPACES PCODB_Production
 =====

TOTAL DATABASE SIZE PER TABLESPACE

Date	Tablespace Name	Filesize (Gb)	Usedsize (Gb)	Percentage free
9-5-2015	ABSDATA	78	62	21
	INDX	109	92	16
8-5-2015	ABSDATA	78	62	21
	INDX	109	92	16
7-5-2015	ABSDATA	78	62	21
	INDX	109	92	16
6-5-2015	ABSDATA	78	62	21
	INDX	109	92	16
5-5-2015	ABSDATA	78	62	21
	INDX	109	92	16
4-5-2015	ABSDATA	78	62	21
	INDX	109	92	16
3-5-2015	ABSDATA	78	62	21
	INDX	109	92	16

Weekly SLA Customer Report

Customer PCO Production
Database ID 44



=====
STANDBY DATABASE HEALTH PCO Production
=====

Recovery lag for last 7 days

