

Weekly SLA Customer Report

Customer PCO Production
Database ID 44



=====
HARDDISK USAGE PCO_PRD_ORACLE1
=====

	Total disk space on C (GB)	Free disk space on C (GB)	Total disk space on D (GB)	Free disk space on D (GB)
2-5-2015	279	217	838	130
1-5-2015	279	217	838	159
30-4-2015	279	217	838	186
29-4-2015	279	217	838	189
28-4-2015	279	217	838	192
27-4-2015	279	217	838	158
26-4-2015	279	217	838	122

=====
HARDDISK USAGE PCO_PRD_ORACLE2
=====

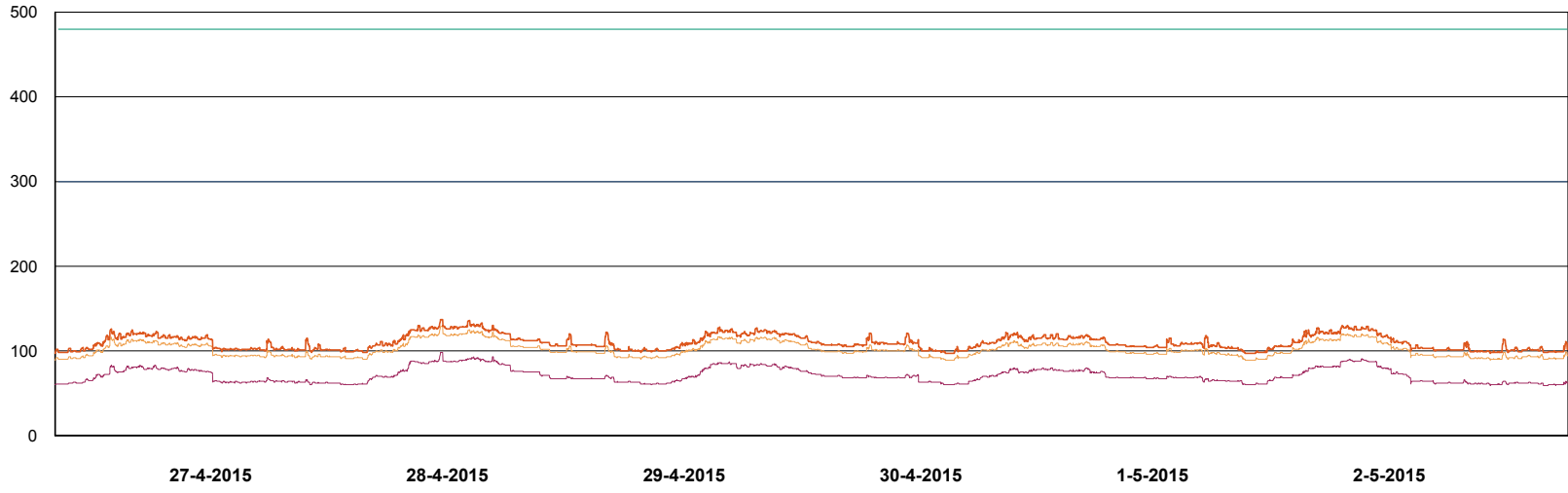
	Total disk space on C (GB)	Free disk space on C (GB)	Total disk space on D (GB)	Free disk space on D (GB)
2-5-2015	279	213	838	410
1-5-2015	279	214	838	413
30-4-2015	279	215	838	415
29-4-2015	279	216	838	418
28-4-2015	279	216	838	421
27-4-2015	279	216	838	423
26-4-2015	279	217	838	425

Weekly SLA Customer Report

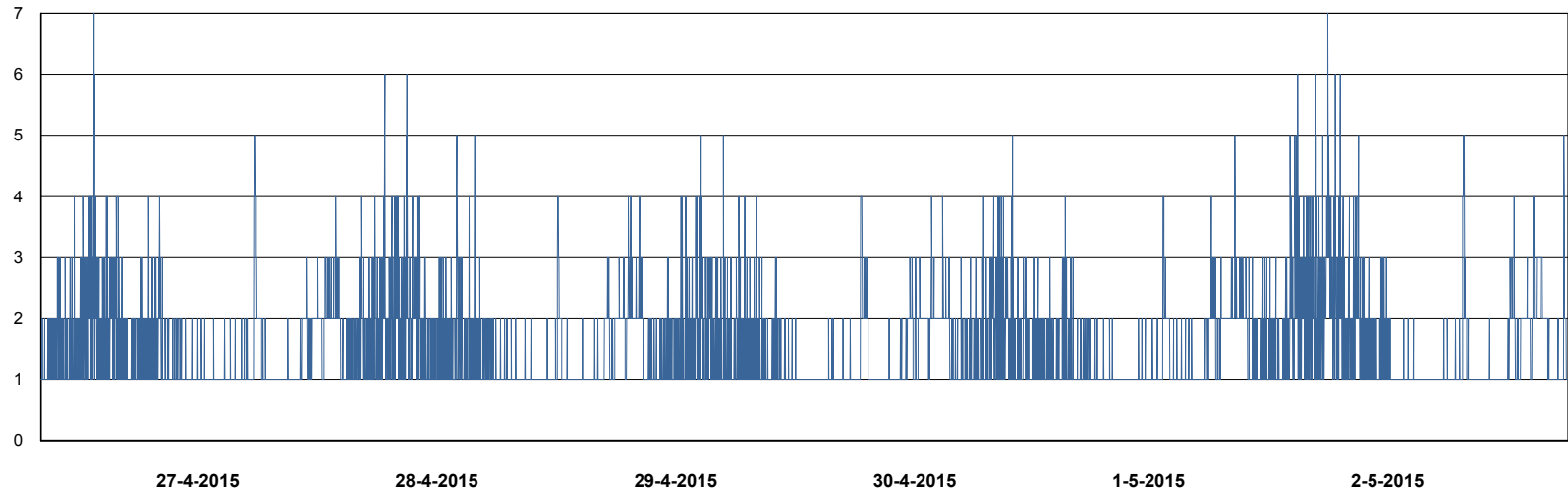
Customer PCO Production
Database ID 44



DATABASE PERFORMANCE PCODB_Production



- DB Processes Max
- DB Processes Used
- DB Sessions Max
- DB Sessions Used
- Users Connected



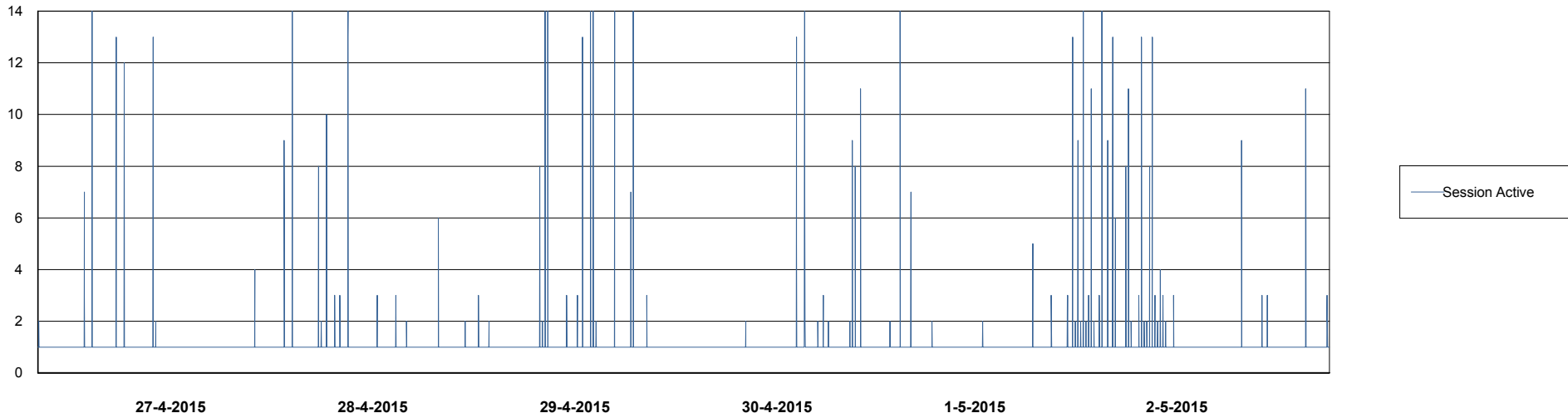
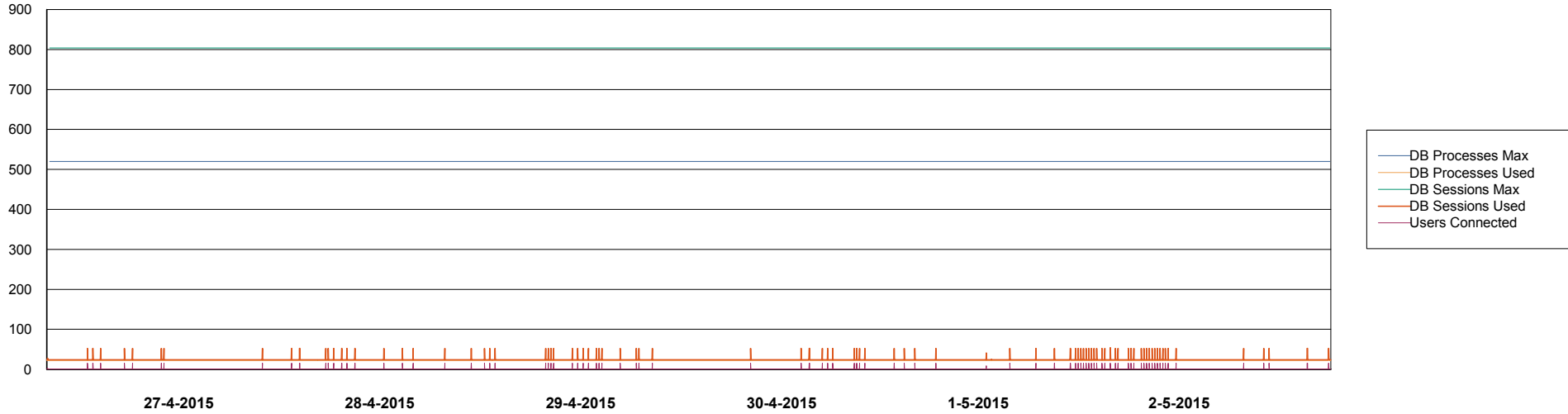
- Session Active

Weekly SLA Customer Report

Customer PCO Production
Database ID 44



DATABASE PERFORMANCE PCODB_Standby



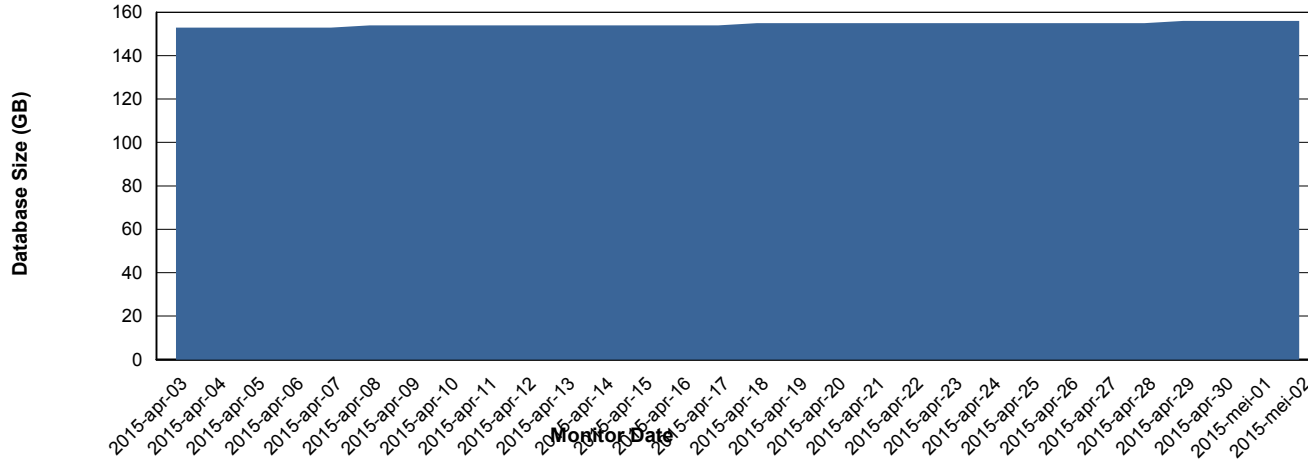
Weekly SLA Customer Report

Customer PCO Production
 Database ID 44



=====
 DATABASE SIZE PCODB_Production
 =====

Database growth over last month



=====
 DATABASE TABLESPACES PCODB_Production
 =====

TOTAL DATABASE SIZE PER TABLESPACE

Date	Tablespace Name	Filesize (Gb)	Usedsize (Gb)	Percentage free
2-5-2015	ABSDATA	78	62	21
	INDX	109	92	16
1-5-2015	ABSDATA	78	62	21
	INDX	109	92	16
30-4-2015	ABSDATA	78	62	21
	INDX	109	92	16
29-4-2015	ABSDATA	78	62	21
	INDX	109	92	16
28-4-2015	ABSDATA	78	62	21
	INDX	109	92	16
27-4-2015	ABSDATA	78	62	21
	INDX	109	92	16
26-4-2015	ABSDATA	78	62	21
	INDX	109	92	16

Weekly SLA Customer Report

Customer PCO Production
Database ID 44



=====
STANDBY DATABASE HEALTH PCO Production
=====

Recovery lag for last 7 days

