

Weekly SLA Customer Report

Customer CLO Production
 Database ID 38



=====
 HARDDISK USAGE CLO_PRD_CLO_ORACLE_001
 =====

	Total disk space on C (GB)	Free disk space on C (GB)	Total disk space on D (GB)	Free disk space on D (GB)	Total disk space on E (GB)	Free disk space on E (GB)
2-5-2015	137	37	137	64	107	71
1-5-2015	137	37	137	65	107	60
30-4-2015	137	37	137	65	107	31
29-4-2015	137	37	137	66	107	20
28-4-2015	137	37	137	66	107	23
27-4-2015	137	38	137	66	107	26
26-4-2015	137	38	137	66	107	28

=====
 HARDDISK USAGE CLO_PRD_CLO_ORACLE_002
 =====

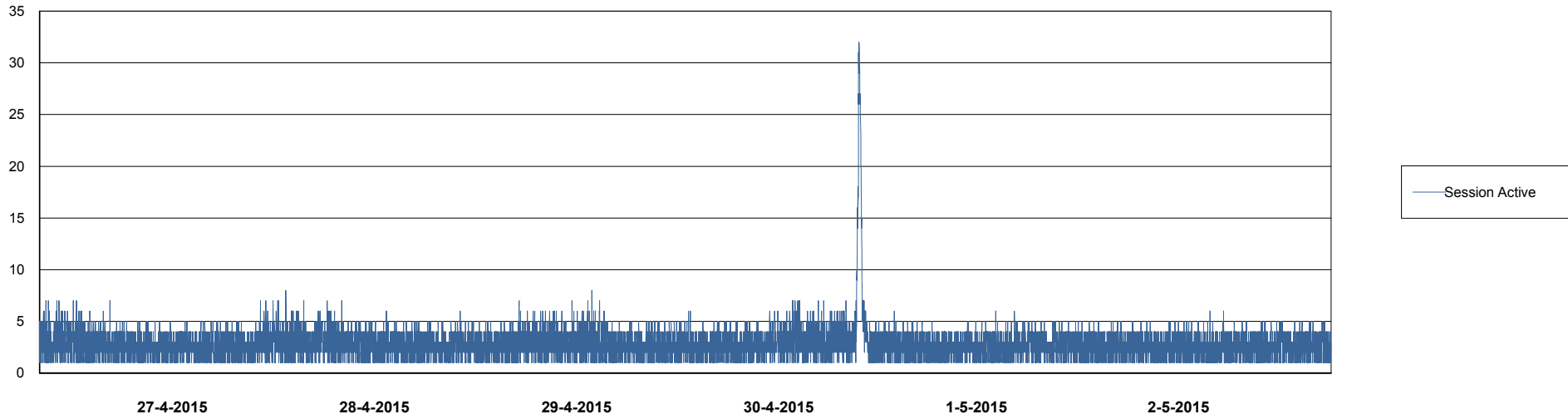
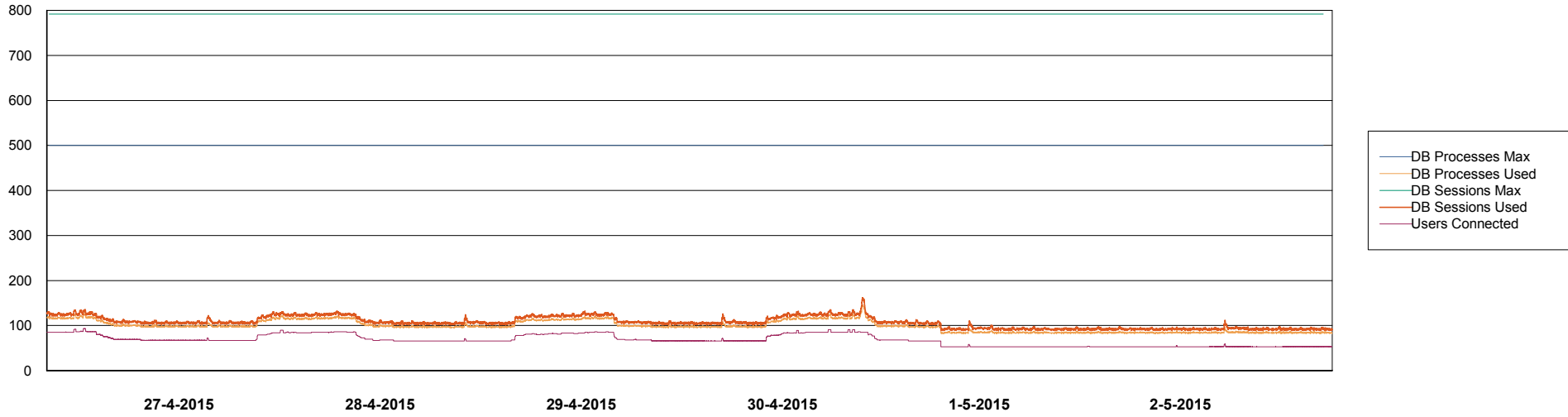
	Total disk space on C (GB)	Free disk space on C (GB)	Total disk space on D (GB)	Free disk space on D (GB)	Total disk space on E (GB)	Free disk space on E (GB)
2-5-2015	137	22	137	37	107	71
1-5-2015	137	22	137	37	107	61
30-4-2015	137	22	137	37	107	61
29-4-2015	137	22	137	37	107	63
28-4-2015	137	22	137	37	107	65
27-4-2015	137	22	137	37	107	67
26-4-2015	137	22	137	37	107	67

Weekly SLA Customer Report

Customer CLO Production
Database ID 38



DATABASE PERFORMANCE CLODB_Production

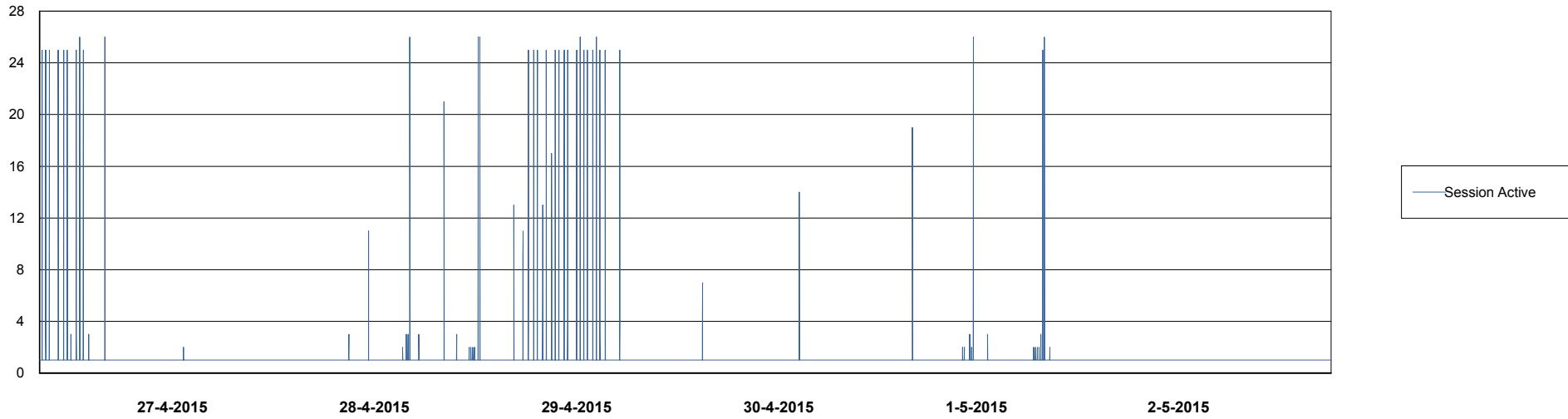
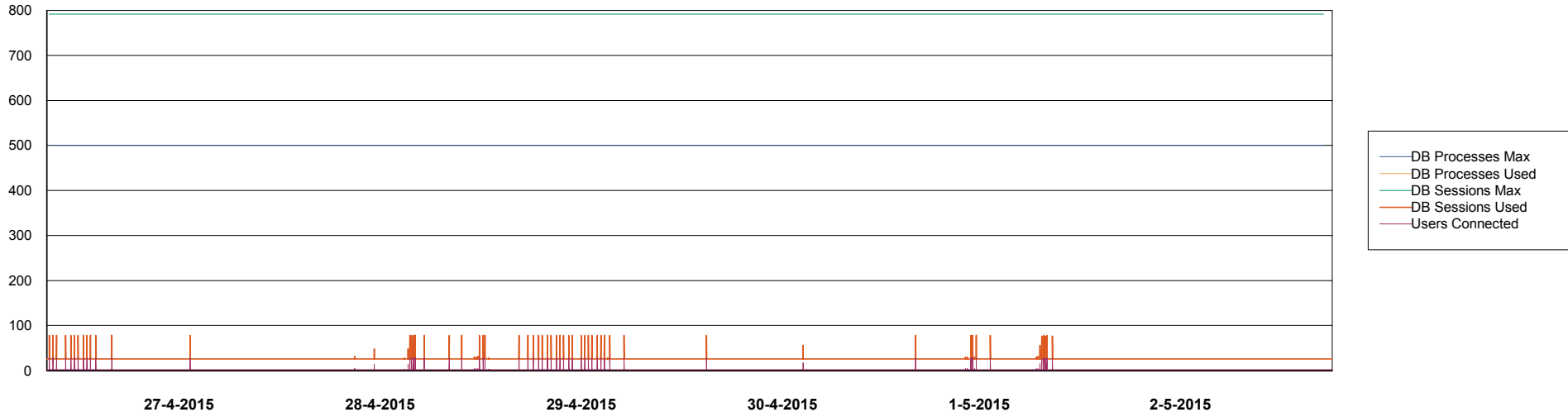


Weekly SLA Customer Report

Customer CLO Production
Database ID 38



=====
DATABASE PERFORMANCE CLODB_Standby =====
=====
=====



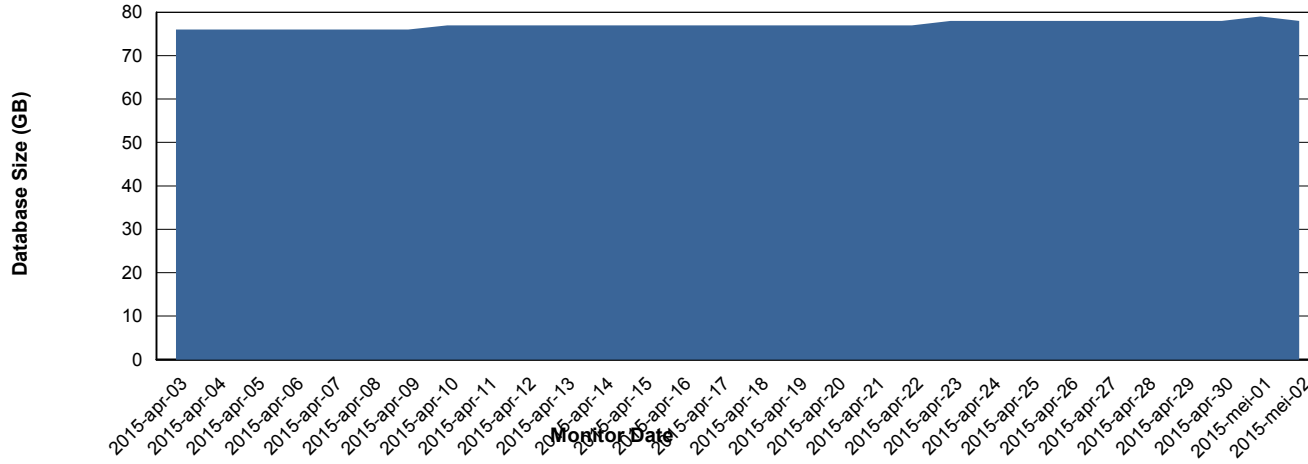
Weekly SLA Customer Report

Customer CLO Production
 Database ID 38



=====
 DATABASE SIZE CLODB_Production
 =====

Database growth over last month



=====
 DATABASE TABLESPACES CLODB_Production
 =====

TOTAL DATABASE SIZE PER TABLESPACE

Date	Tablespace Name	Filesize (Gb)	Usedsize (Gb)	Percentage free
2-5-2015	ABSDATA	49	40	18
	INDX	50	40	20
1-5-2015	ABSDATA	49	40	18
	INDX	50	40	20
30-4-2015	ABSDATA	49	40	18
	INDX	50	40	20
29-4-2015	ABSDATA	49	40	18
	INDX	50	40	20
28-4-2015	ABSDATA	49	40	18
	INDX	50	40	20
27-4-2015	ABSDATA	49	40	18
	INDX	50	40	20
26-4-2015	ABSDATA	49	40	18
	INDX	50	40	20


Weekly SLA Customer Report

Customer CLO Production
Database ID 38

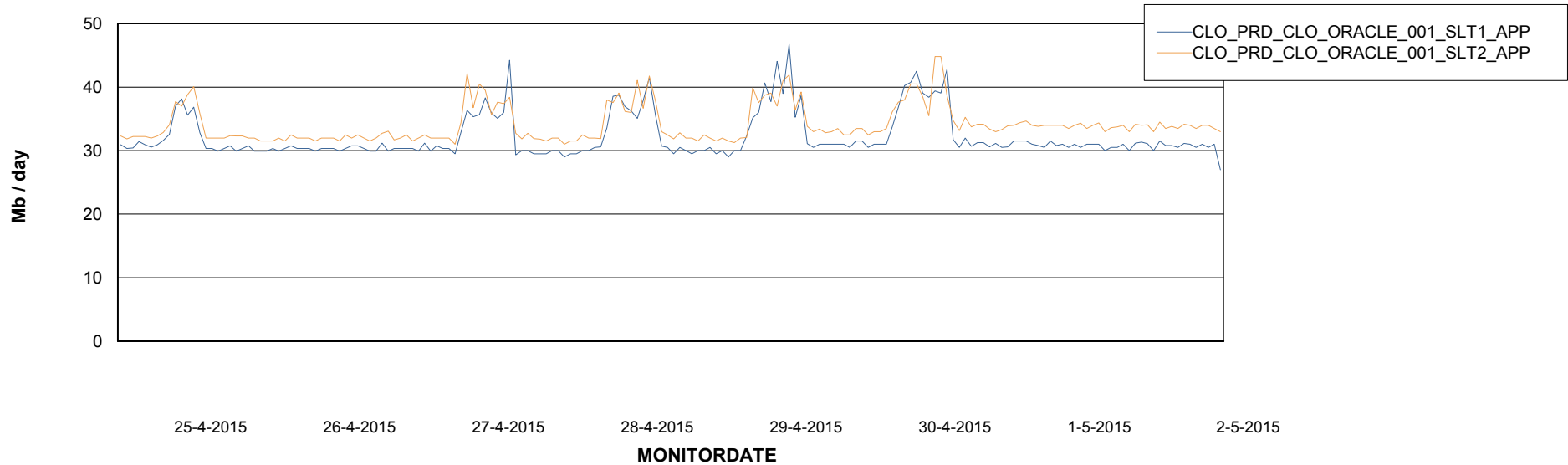


ABSolute Application Server Services

Disaster per ABS Server



Avg memory used per ABS Server Service



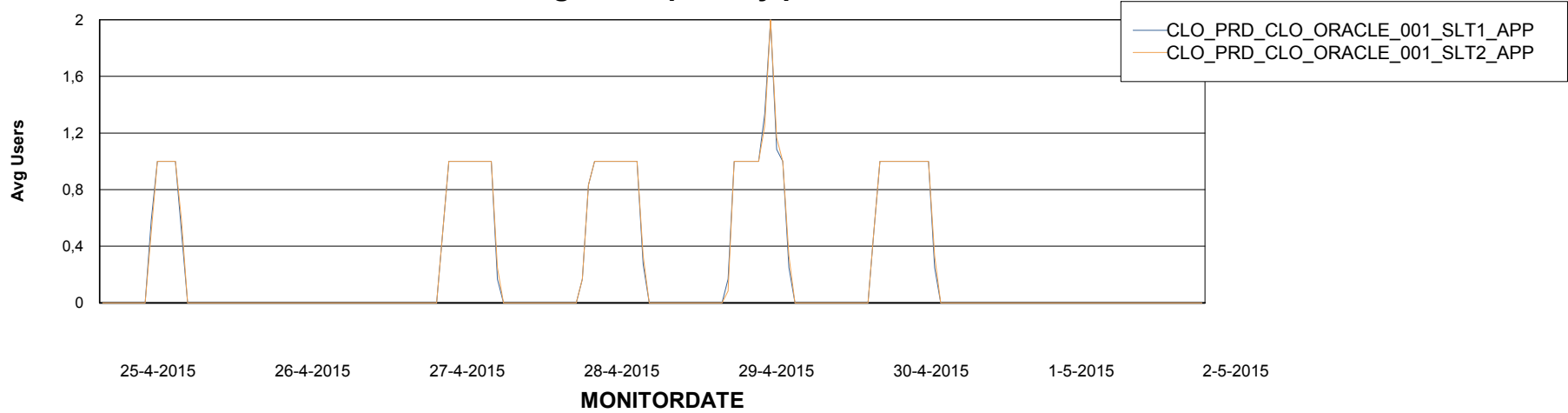
Weekly SLA Customer Report

Customer CLO Production
Database ID 38



=====
ABSolute Application Server Services
=====

Avg users per day per ABS server




Weekly SLA Customer Report

Customer CLO Production
Database ID 38

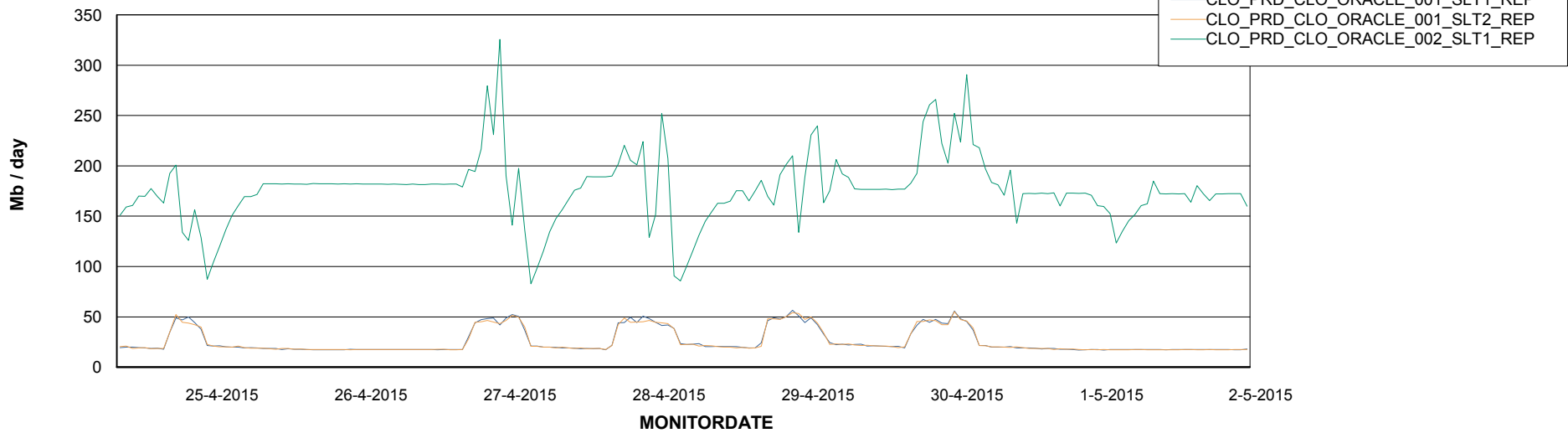


=====
ABSolute Application ReportServer Services
=====

Disaster per ReportServer



Avg memory used per ReportServer Service

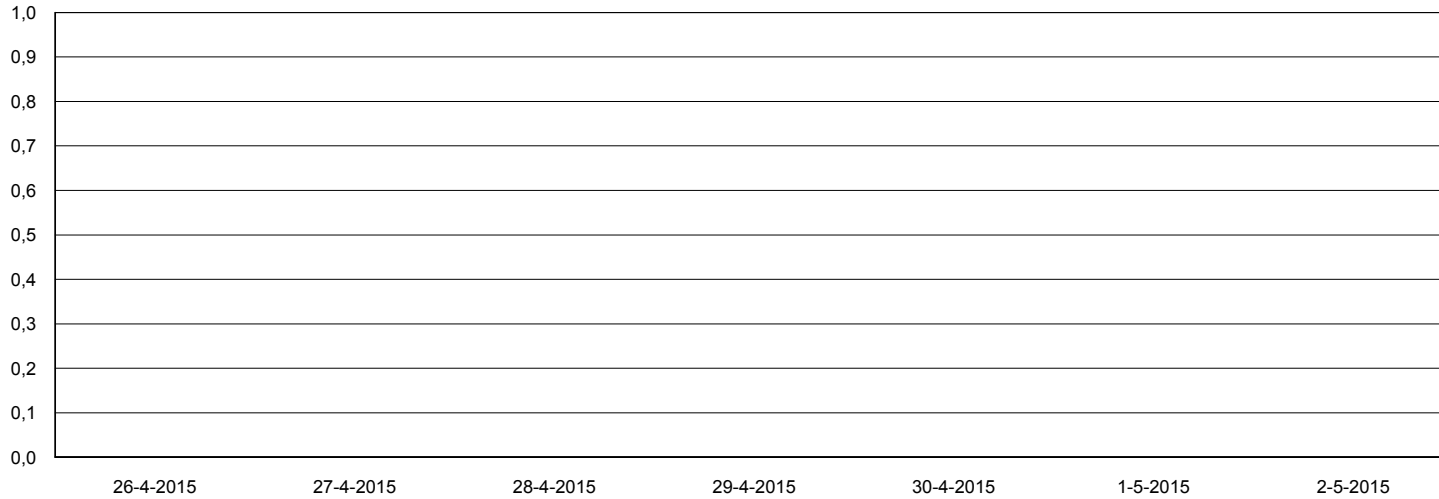


Weekly SLA Customer Report

Customer CLO Production
Database ID 38



Disaster per ABS component



- CLO_PRD_CLO_ORACLE_001_SLT1_APP
- CLO_PRD_CLO_ORACLE_001_SLT1_REP
- CLO_PRD_CLO_ORACLE_001_SLT2_APP
- CLO_PRD_CLO_ORACLE_001_SLT2_REP
- CLO_PRD_CLO_ORACLE_002_SLT1_REP
- CLO_PRD_ORACLE_001_SLT1_GWS