

Weekly SLA Customer Report

Customer PCO Production
 Database ID 44



=====
 HARDDISK USAGE PCO_PRD_ORACLE1
 =====

	Total disk space on C (GB)	Free disk space on C (GB)	Total disk space on D (GB)	Free disk space on D (GB)
18-4-2015	0	217	0	141
17-4-2015	279	217	838	143
16-4-2015	279	217	838	145
15-4-2015	279	217	838	149
14-4-2015	279	217	838	153
13-4-2015	279	217	838	156
12-4-2015	279	217	838	157

=====
 HARDDISK USAGE PCO_PRD_ORACLE2
 =====

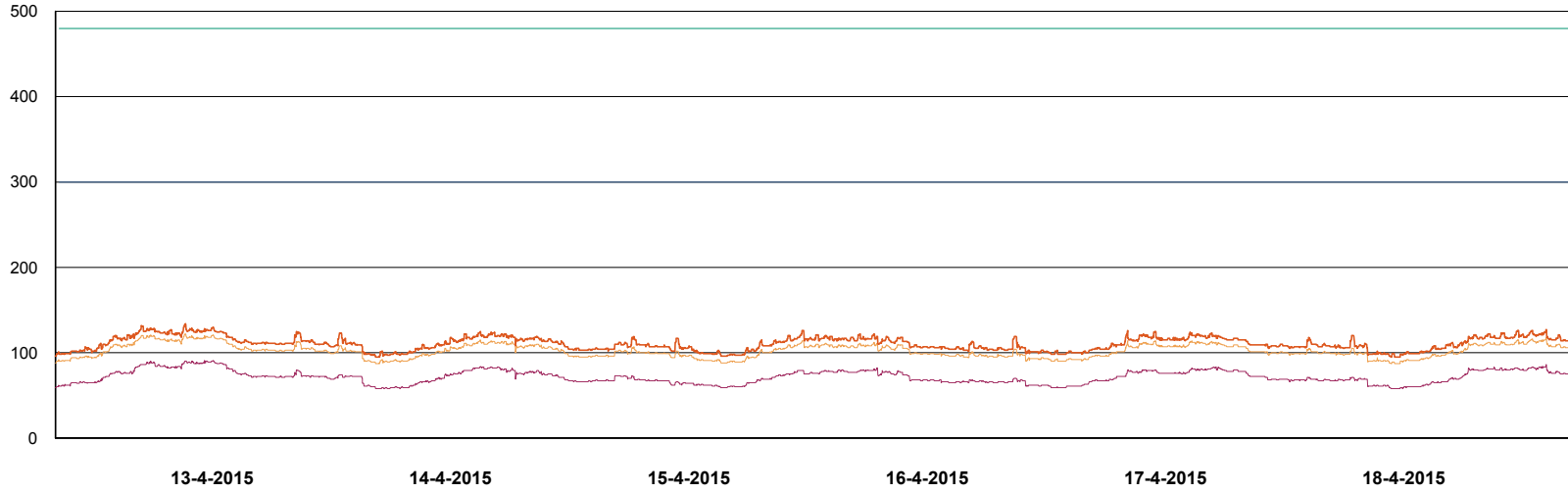
	Total disk space on C (GB)	Free disk space on C (GB)	Total disk space on D (GB)	Free disk space on D (GB)
18-4-2015	0	221	0	443
17-4-2015	279	221	838	445
16-4-2015	279	221	838	447
15-4-2015	279	218	838	451
14-4-2015	279	216	838	455
13-4-2015	279	216	838	458
12-4-2015	279	216	838	459

Weekly SLA Customer Report

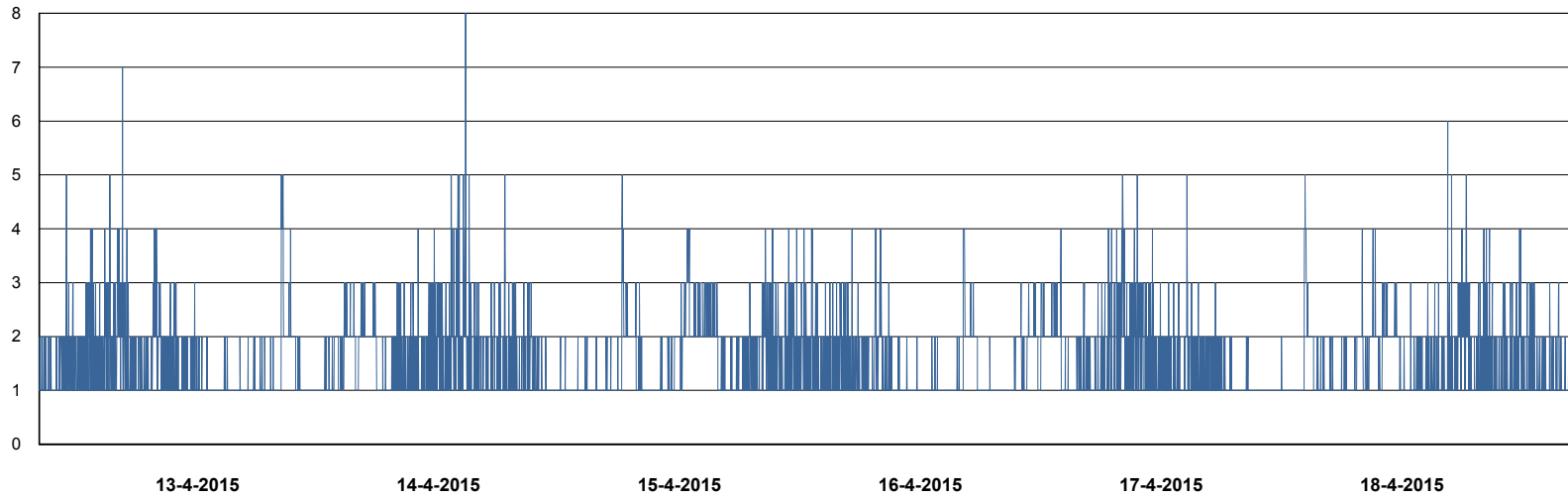
Customer PCO Production
Database ID 44



DATABASE PERFORMANCE PCODB_Production



- DB Processes Max
- DB Processes Used
- DB Sessions Max
- DB Sessions Used
- Users Connected



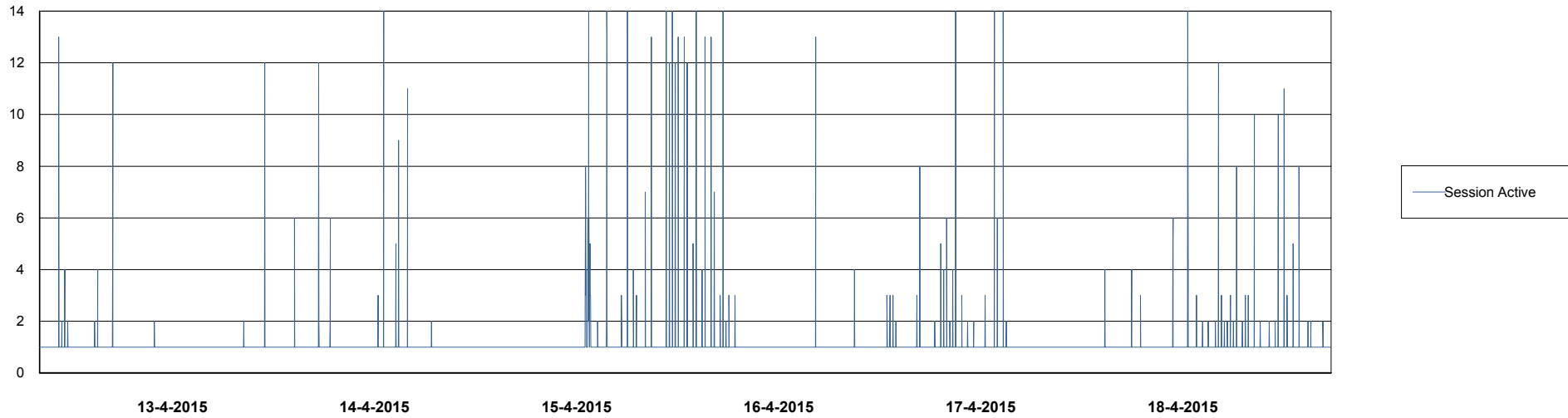
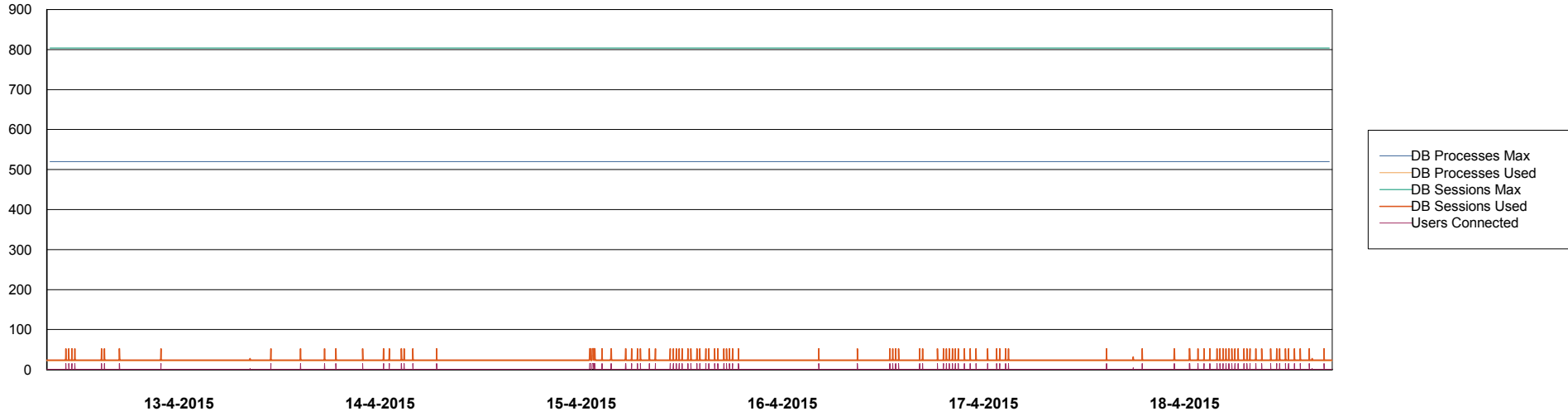
- Session Active

Weekly SLA Customer Report

Customer PCO Production
Database ID 44



DATABASE PERFORMANCE PCODB_Standby



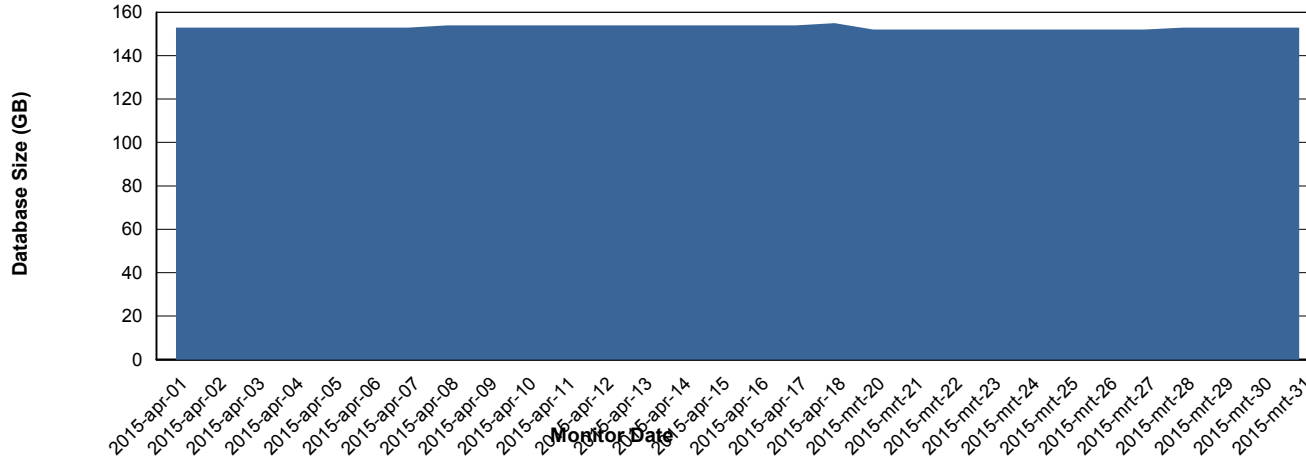
Weekly SLA Customer Report

Customer PCO Production
 Database ID 44



=====
 DATABASE SIZE PCODB_Production
 =====

Database growth over last month



=====
 DATABASE TABLESPACES PCODB_Production
 =====

TOTAL DATABASE SIZE PER TABLESPACE

Date	Tablespace Name	Filesize (Gb)	Usedsize (Gb)	Percentage free
18-4-2015	ABSDATA	78	62	21
	INDX	109	91	17
17-4-2015	ABSDATA	78	62	21
	INDX	109	91	17
16-4-2015	ABSDATA	78	62	21
	INDX	109	91	17
15-4-2015	ABSDATA	78	62	21
	INDX	109	91	17
14-4-2015	ABSDATA	78	62	21
	INDX	109	91	17
13-4-2015	ABSDATA	78	62	21
	INDX	109	91	17
12-4-2015	ABSDATA	78	62	21
	INDX	109	91	17

Weekly SLA Customer Report

Customer PCO Production
Database ID 44



=====
STANDBY DATABASE HEALTH PCO Production
=====

Recovery lag for last 7 days

