

## Weekly SLA Customer Report

Customer      PCO Production  
 Database ID    44



=====  
 HARDDISK USAGE    PCO\_PRD\_ORACLE1  
 =====

	Total disk space on C (GB)	Free disk space on C (GB)	Total disk space on D (GB)	Free disk space on D (GB)
21-3-2015	279	217	838	318
20-3-2015	279	217	838	320
19-3-2015	279	217	838	323
18-3-2015	279	217	838	325
17-3-2015	279	217	838	328
16-3-2015	279	217	838	331
15-3-2015	279	217	838	333

=====  
 HARDDISK USAGE    PCO\_PRD\_ORACLE2  
 =====

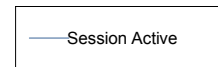
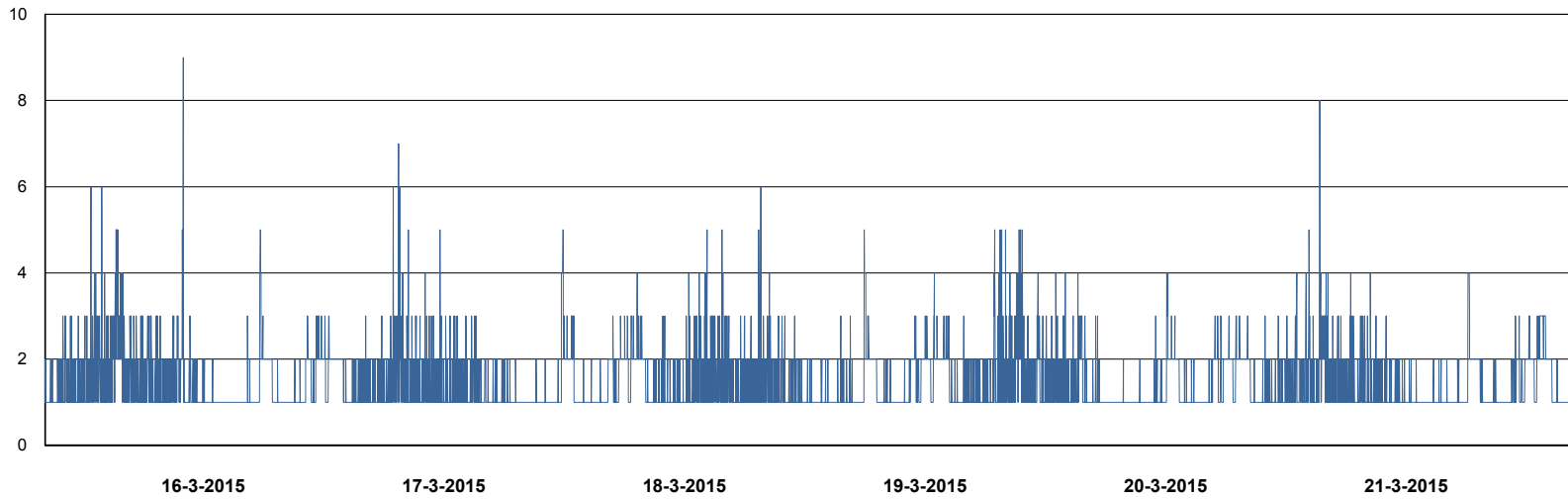
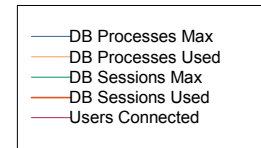
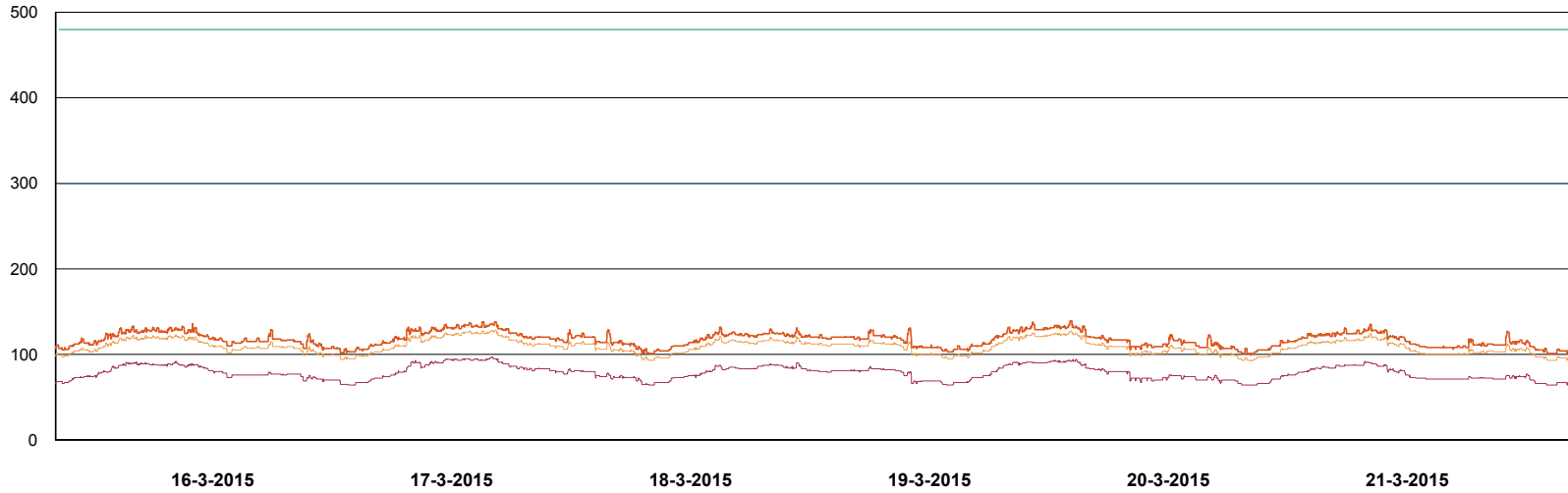
	Total disk space on C (GB)	Free disk space on C (GB)	Total disk space on D (GB)	Free disk space on D (GB)
21-3-2015	279	221	838	510
20-3-2015	279	220	838	512
19-3-2015	279	220	838	515
18-3-2015	279	220	838	517
17-3-2015	279	221	838	520
16-3-2015	279	221	838	523
15-3-2015	279	221	838	525

# Weekly SLA Customer Report

Customer PCO Production  
Database ID 44



## DATABASE PERFORMANCE PCODB\_Production

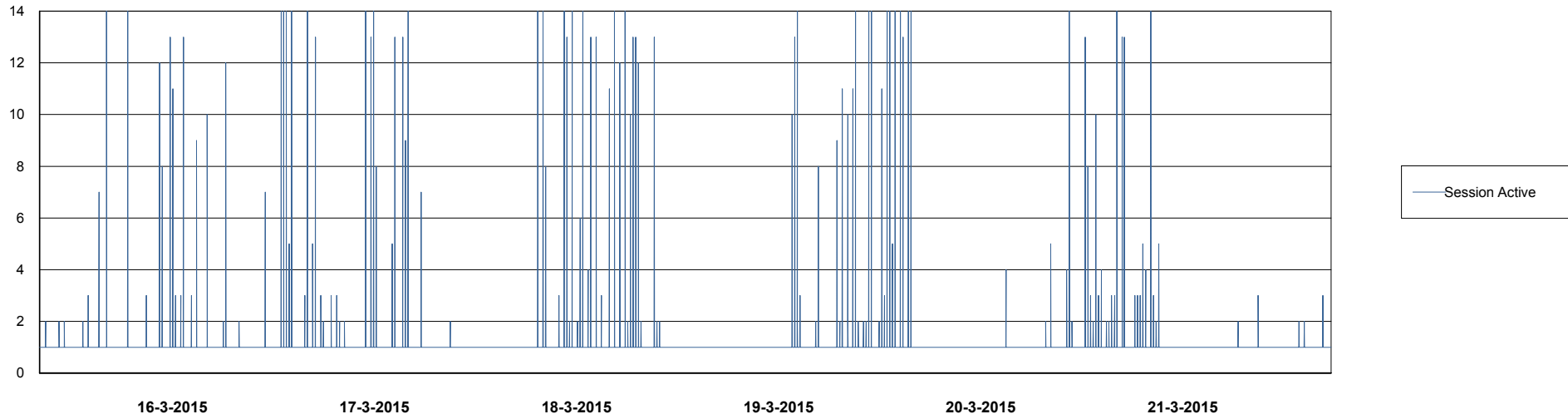
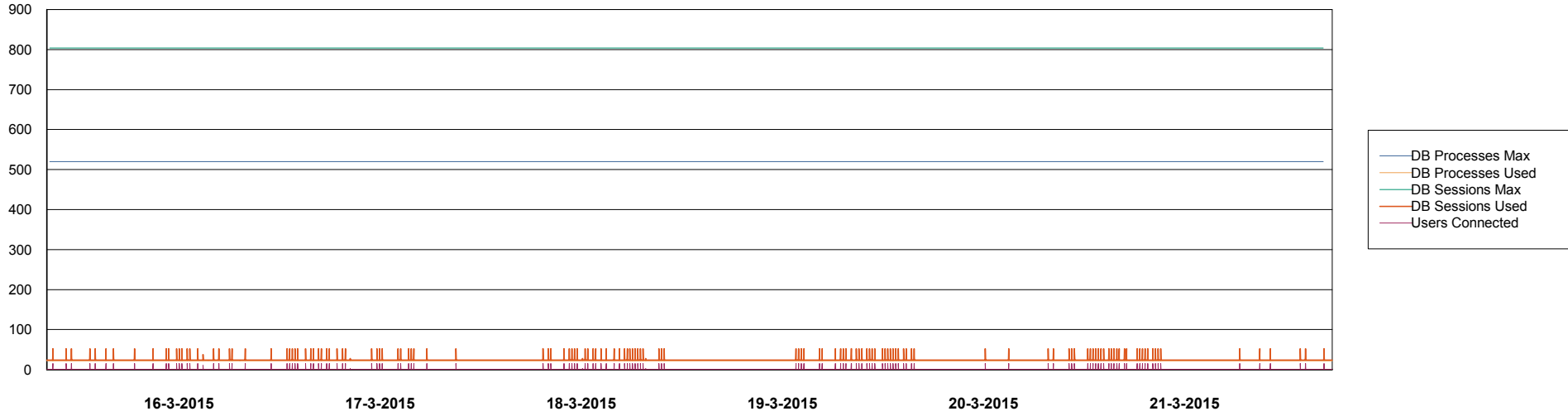


# Weekly SLA Customer Report

Customer PCO Production  
Database ID 44



DATABASE PERFORMANCE PCODB\_Standby



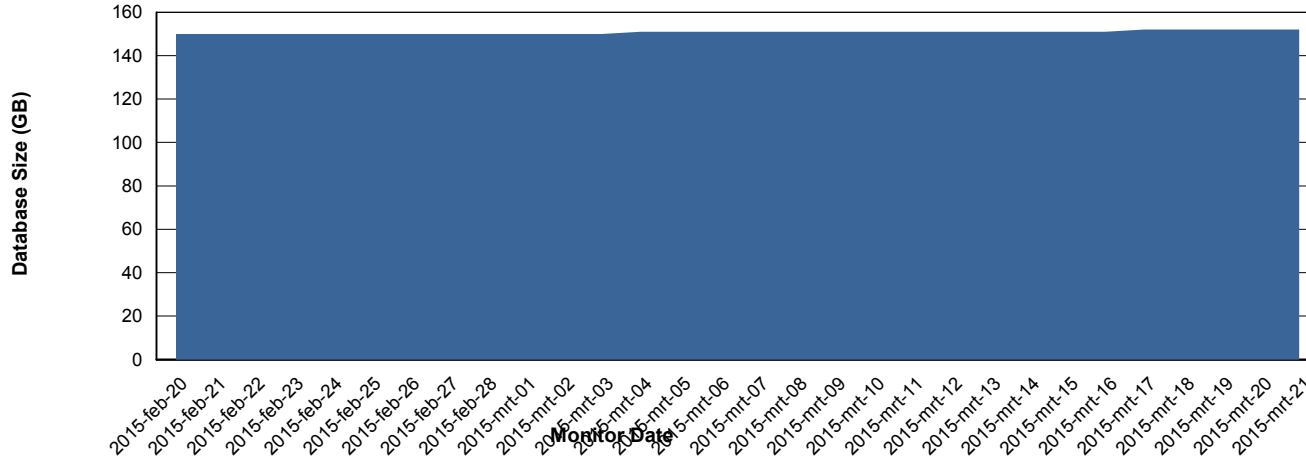
# Weekly SLA Customer Report

Customer PCO Production  
 Database ID 44



=====  
 DATABASE SIZE PCODB\_Production  
 =====

## Database growth over last month



=====  
 DATABASE TABLESPACES PCODB\_Production  
 =====

### TOTAL DATABASE SIZE PER TABLESPACE

Date	Tablespace Name	Filesize (Gb)	Usedsize (Gb)	Percentage free
21-3-2015	ABSDATA	78	61	22
	INDX	109	89	18
20-3-2015	ABSDATA	78	61	22
	INDX	109	89	18
19-3-2015	ABSDATA	78	61	22
	INDX	109	89	18
18-3-2015	ABSDATA	78	61	22
	INDX	109	89	18
17-3-2015	ABSDATA	78	61	22
	INDX	109	89	18
16-3-2015	ABSDATA	78	61	22
	INDX	109	89	18
15-3-2015	ABSDATA	78	61	22
	INDX	109	89	18

# Weekly SLA Customer Report

Customer PCO Production  
Database ID 44



=====  
STANDBY DATABASE HEALTH PCO Production  
=====

### Recovery lag for last 7 days

